



US00D373750S

United States Patent [19]

Gunderson

[11] Patent Number: **Des. 373,750**

[45] Date of Patent: ****Sep. 17, 1996**

[54] **WHEELCHAIR TRANSPORT SECURITY STRAP**

5,075,934 12/1991 Osedo 24/16
5,136,759 8/1992 Armour, II 24/442

[76] Inventor: **Jerry H. Gunderson**, 3851 Rome Dr., Lafayette, Ind. 47905-4442

Primary Examiner—Kay H. Chin
Attorney, Agent, or Firm—James A. Hudak

[**] Term: **14 Years**

[57] **CLAIM**

The ornamental design for a wheelchair transport security strap, as shown and described.

[21] Appl. No.: **39,238**

[22] Filed: **May 25, 1995**

DESCRIPTION

[52] U.S. Cl. **D12/133; D29/100**

[58] Field of Search D12/133, 168; D30/153; D29/100; 24/442, 16 R, 306, 223; 128/869, 870; 297/482; 182/3; 5/628

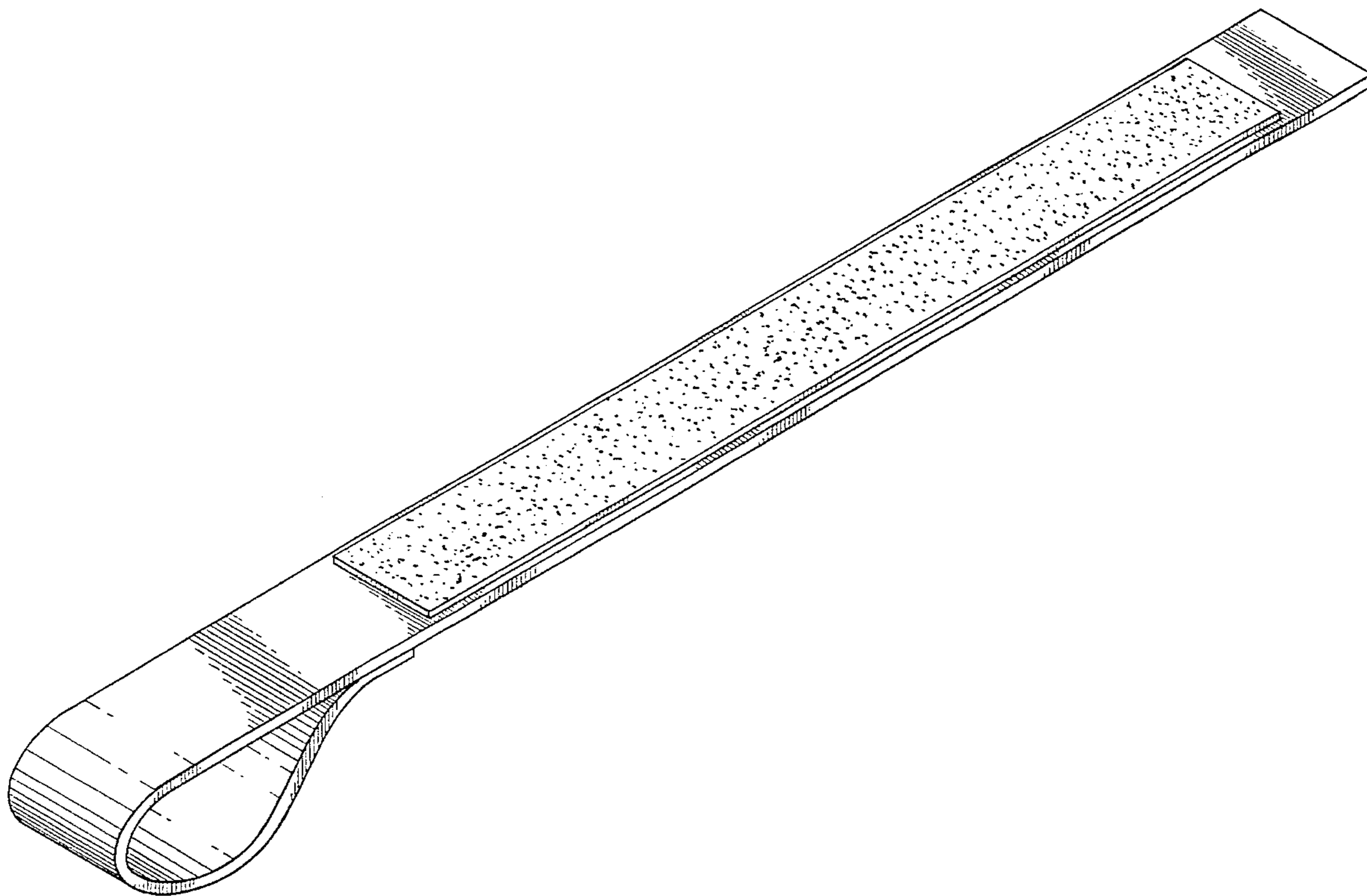
FIG. 1 is a front, top and side perspective view of wheelchair transport security strap showing my new design; FIG. 2 is a front elevational view thereof; FIG. 3 is a rear elevational view thereof; FIG. 4 is a side elevational view thereof, the side opposite being a mirror image of the side shown in FIG. 4; FIG. 5 is a top plan view thereof; and, FIG. 6 is a bottom plan view thereof.

[56] **References Cited**

U.S. PATENT DOCUMENTS

4,177,807 12/1979 Ocel et al. 128/133
4,862,563 9/1989 Flynn 24/442
5,002,212 3/1991 Charleton 24/442

1 Claim, 2 Drawing Sheets



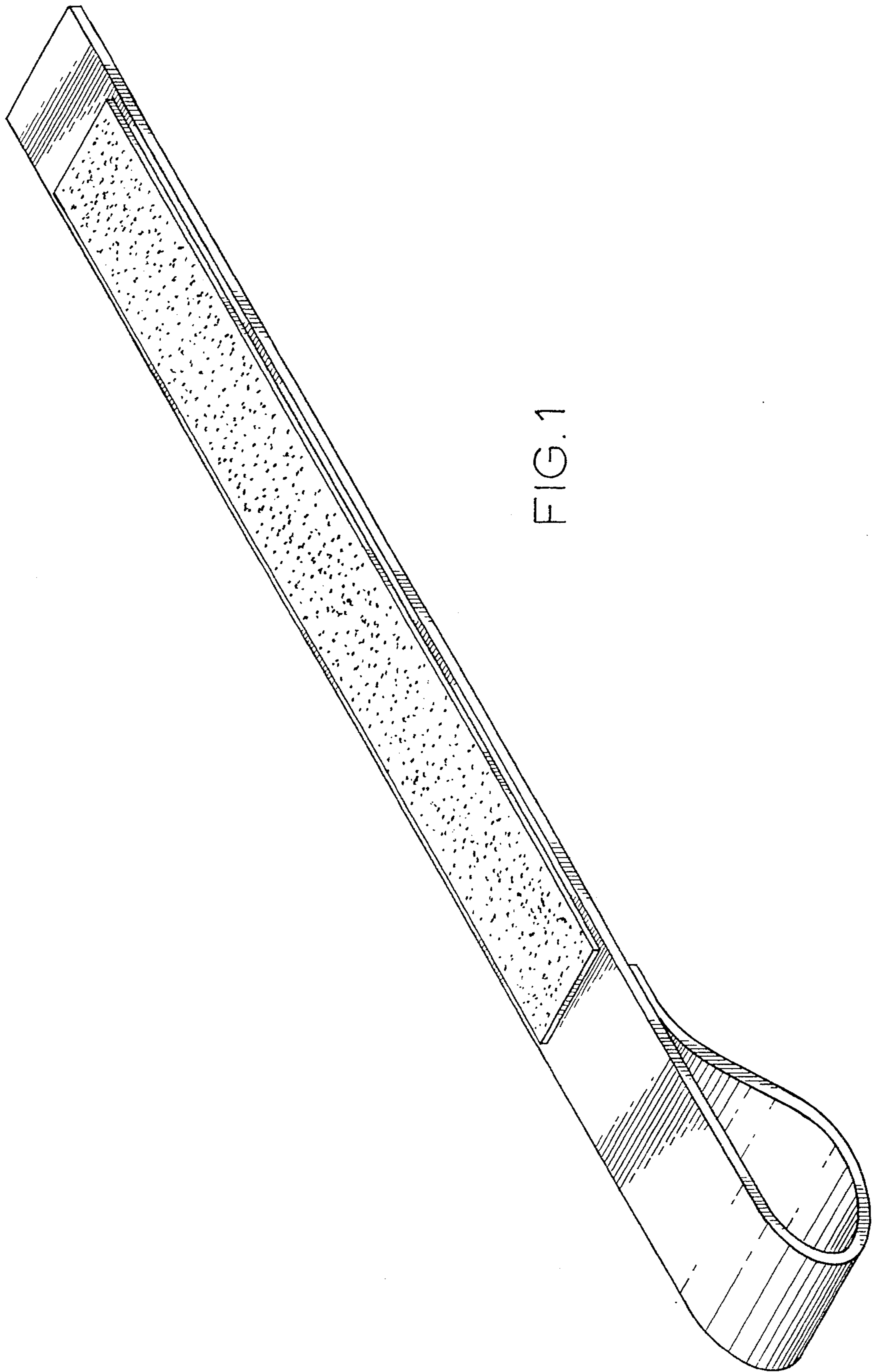


FIG. 1

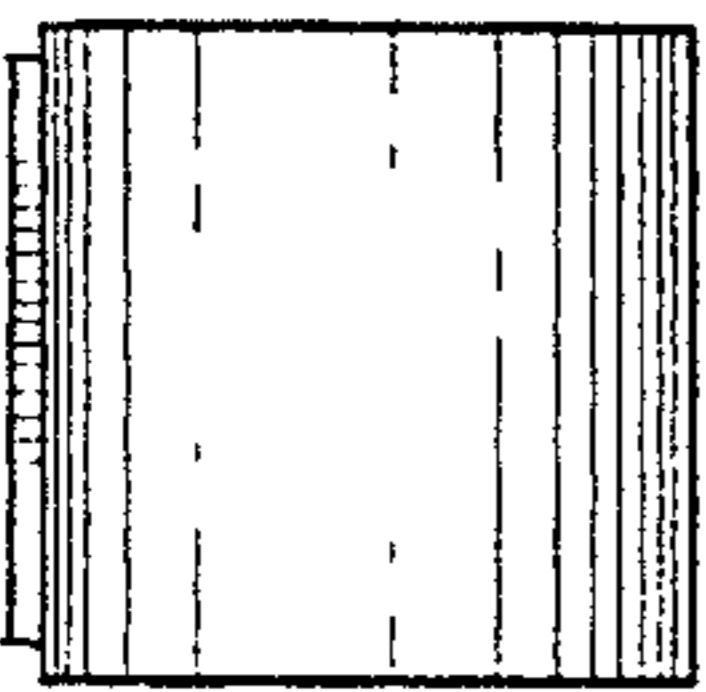


FIG. 2

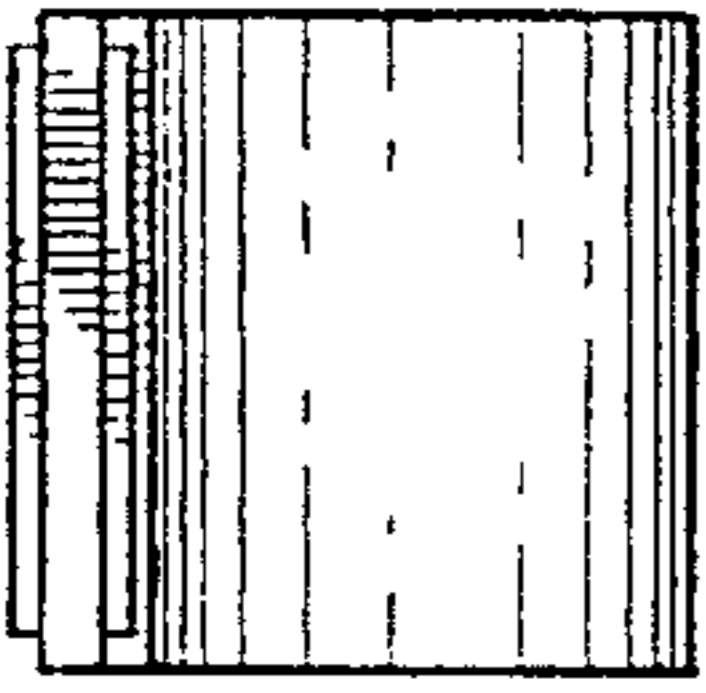


FIG. 3

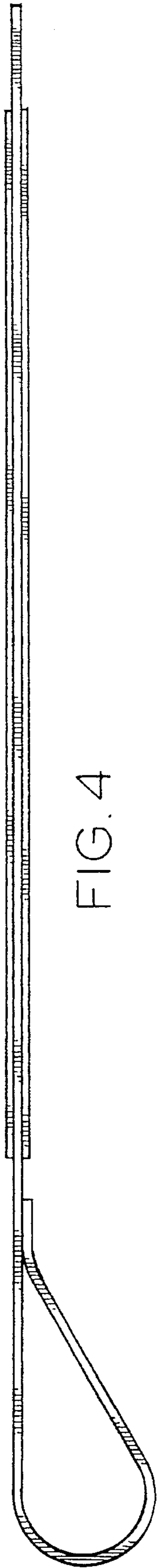


FIG. 4




FIG. 5




FIG. 6