



US00D373728S

**United States Patent** [19]  
**Moore**

[11] **Patent Number: Des. 373,728**

[45] **Date of Patent: \*\*Sep. 17, 1996**

[54] **DISPENSING CONTAINER COVER**

[75] Inventor: **Kenneth S. Moore**, London, England

[73] Assignee: **Precise Plastics, Ltd.**, London, England

[\*\*] Term: **14 Years**

[21] Appl. No.: **30,328**

[22] Filed: **Oct. 26, 1994**

[52] **U.S. Cl.** ..... **D9/448**

[58] **Field of Search** ..... D3/201, 205; D9/434-5, D9/440, 444-9, 453-4, 300, 338; D27/141, 153, 160; 222/544; 239/537, 539

[56] **References Cited**

**U.S. PATENT DOCUMENTS**

D. 140,349	2/1945	Horsley .....	D27/160
D. 141,183	5/1945	Sherman .....	D27/160
D. 157,870	3/1950	Kamp .....	D27/153
D. 237,583	11/1975	Kemp .....	D9/300
D. 239,776	5/1976	Goto .....	D27/160
D. 278,414	4/1985	Cho .	
D. 279,224	6/1985	Wolbrom .....	D9/338
D. 280,802	10/1985	Cho .	
D. 292,882	11/1987	Gross .	
D. 306,701	3/1990	Beck .	
D. 309,860	8/1990	Fossati .....	D9/300
D. 314,147	1/1981	Davis .	
D. 317,869	7/1991	Kipperman et al. .	
D. 318,015	7/1991	DeCoster et al. .	
D. 318,231	7/1991	Lay et al. .	
D. 318,610	7/1991	Nitta .	
D. 320,746	10/1991	Bolen, Jr. et al. .	
D. 323,110	1/1992	Simms et al. .	
D. 325,697	4/1992	Parr .	
D. 332,912	2/1993	Trussardi .	

D. 334,538	4/1993	Bolen, Jr. et al. .	
D. 350,482	9/1994	Hu et al. .	
D. 356,252	3/1995	Thompson .....	D9/338
4,666,068	5/1987	Bush .	
4,726,091	2/1988	Joyce .	
5,067,624	11/1991	Thanisch .	

**OTHER PUBLICATIONS**

Item 5A, refillable Eau de Toilette spray bottles, Strawbridge & Clothier Catalog, p. 5.

Christian Dior's "Esprit de Parfum" *Cosmetics & Toiletries Magazine*, Sep. 1983, p. 71.

Purse atomizer, left in photograph, top right corner of p. 57, *Drug & Cosmetic Industry Magazine*, Jun. 1986.

*Primary Examiner*—James M. Gandy

*Assistant Examiner*—Robert M. Spear

*Attorney, Agent, or Firm*—Linda M. Buckley

[57] **CLAIM**

The ornamental design for a dispensing container cover, as shown and described.

**DESCRIPTION**

FIG. 1 is a right side elevational view of a dispensing container cover showing my new design;

FIG. 2 is a rear elevational view thereof, with the cover shown closed;

FIG. 3 is a front elevational view thereof;

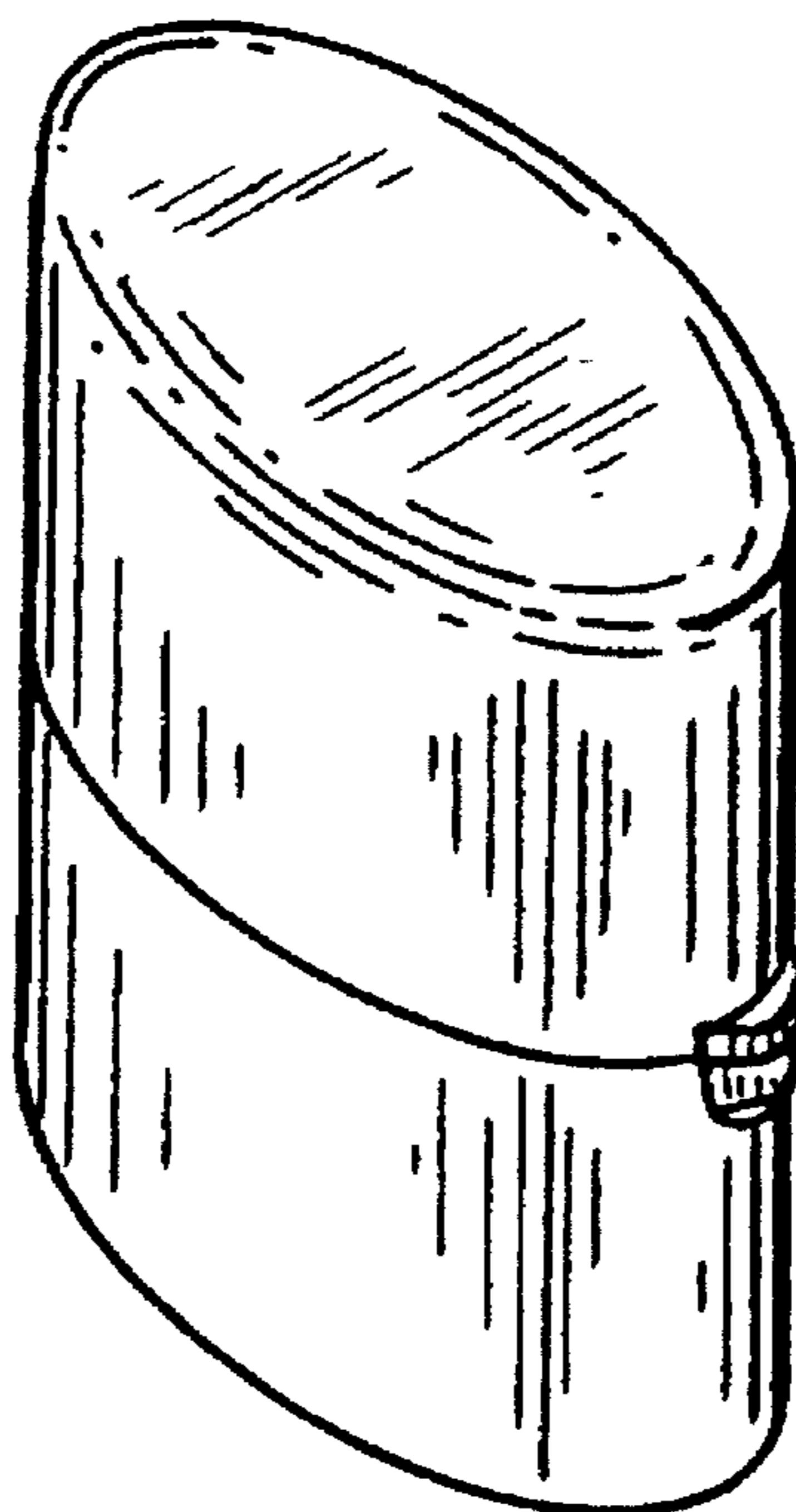
FIG. 4 is a right side elevational view thereof, the left side elevational view being a mirror image thereof;

FIG. 5 is a top plan view thereof;

FIG. 6 is a top plan view, with the cover shown in an alternate open position; and,

FIG. 7 is a front perspective view of the design of FIG. 4.

**1 Claim, 1 Drawing Sheet**



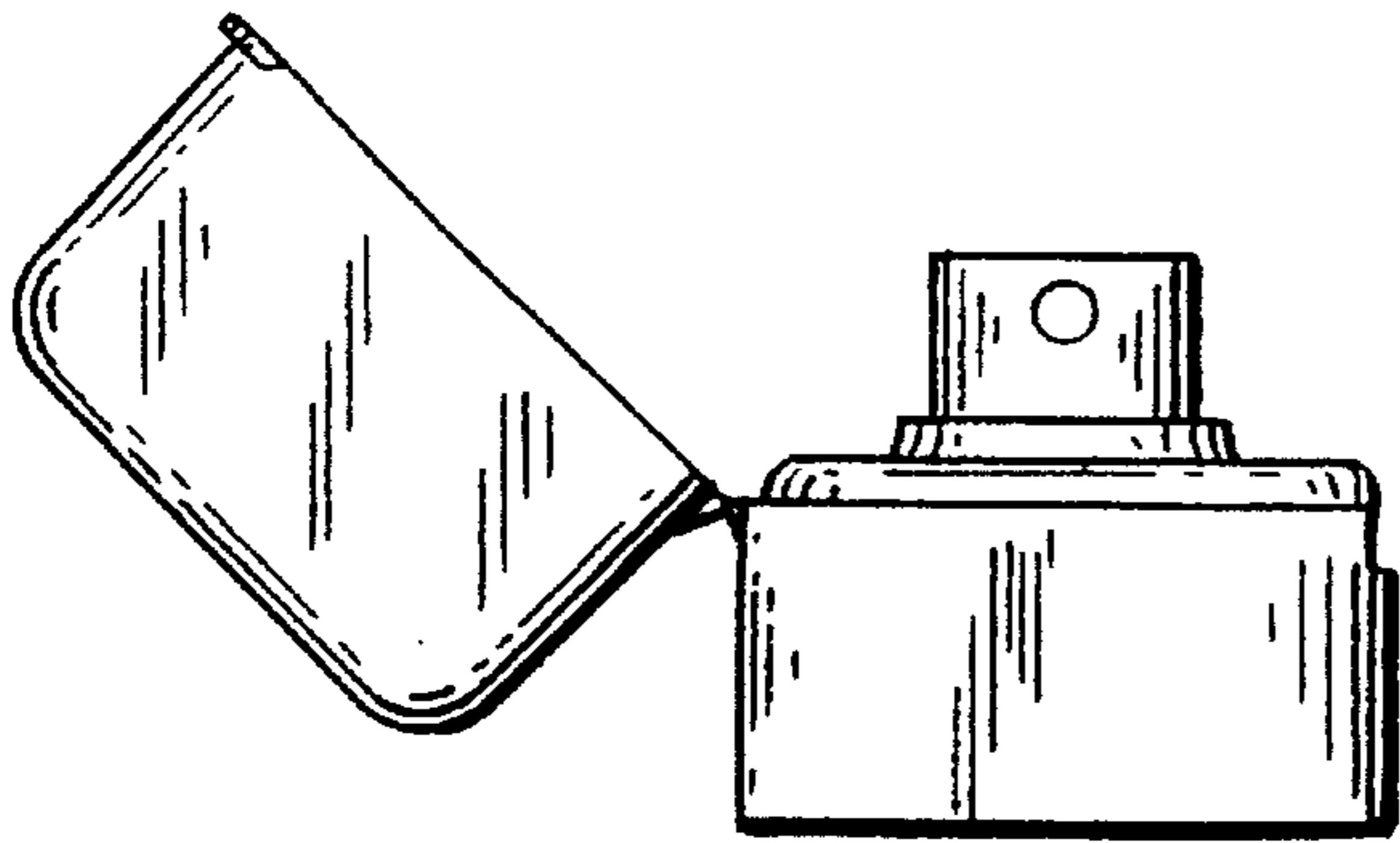


FIG. 1

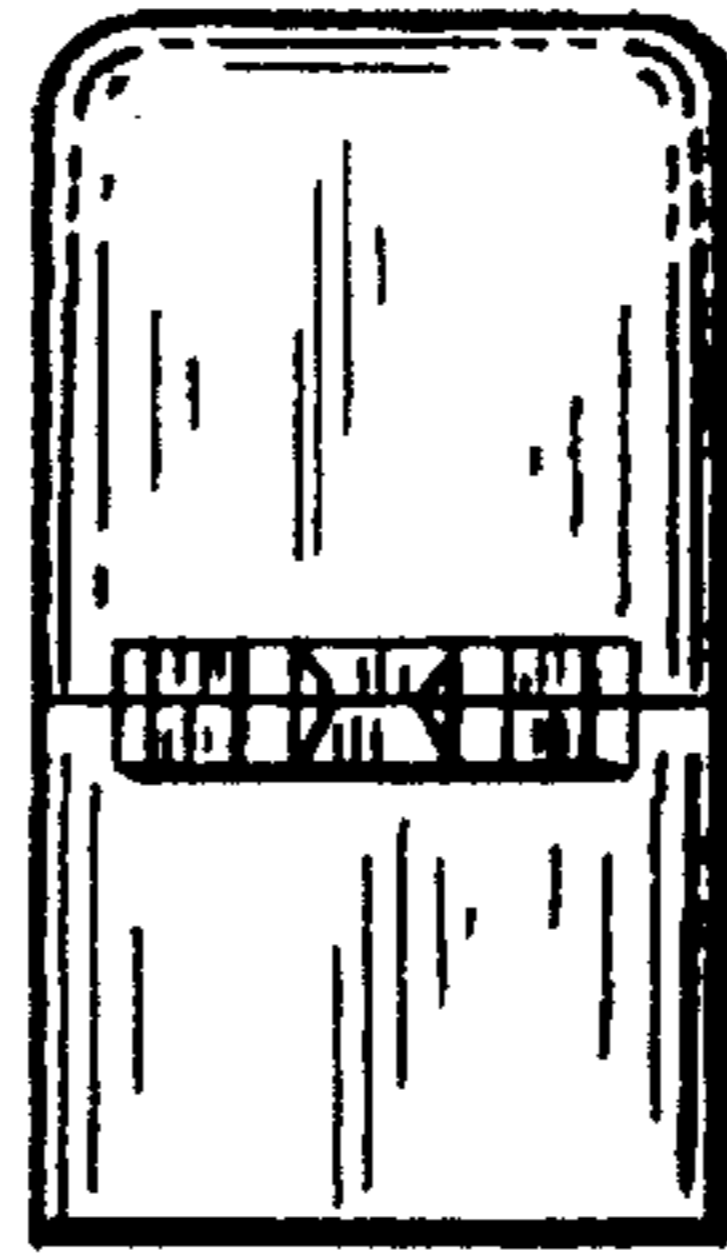


FIG. 2

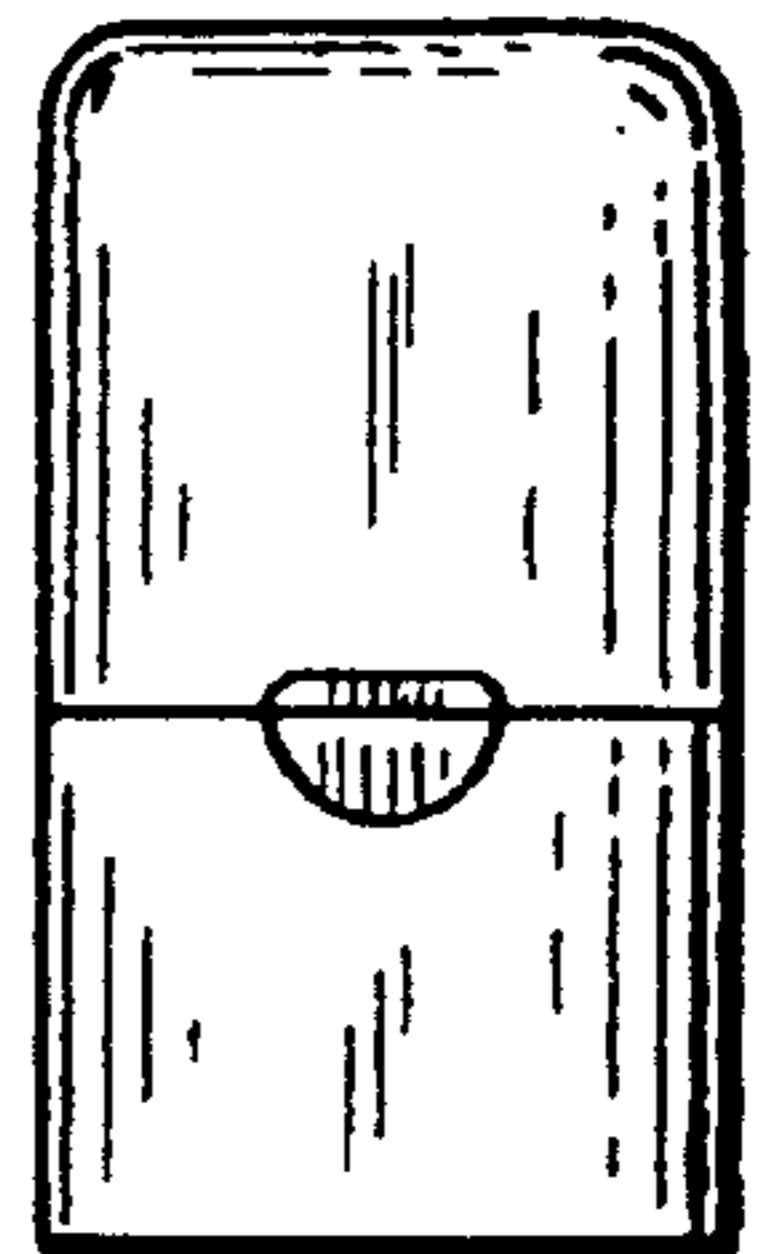


FIG. 3

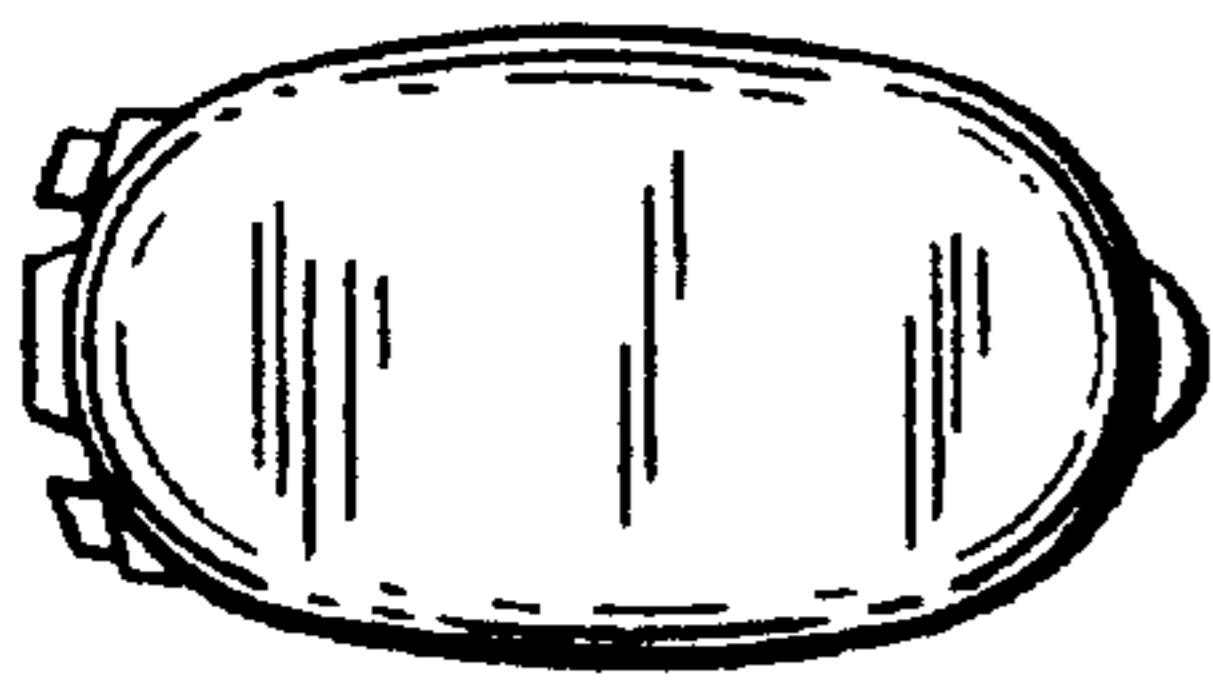


FIG. 5

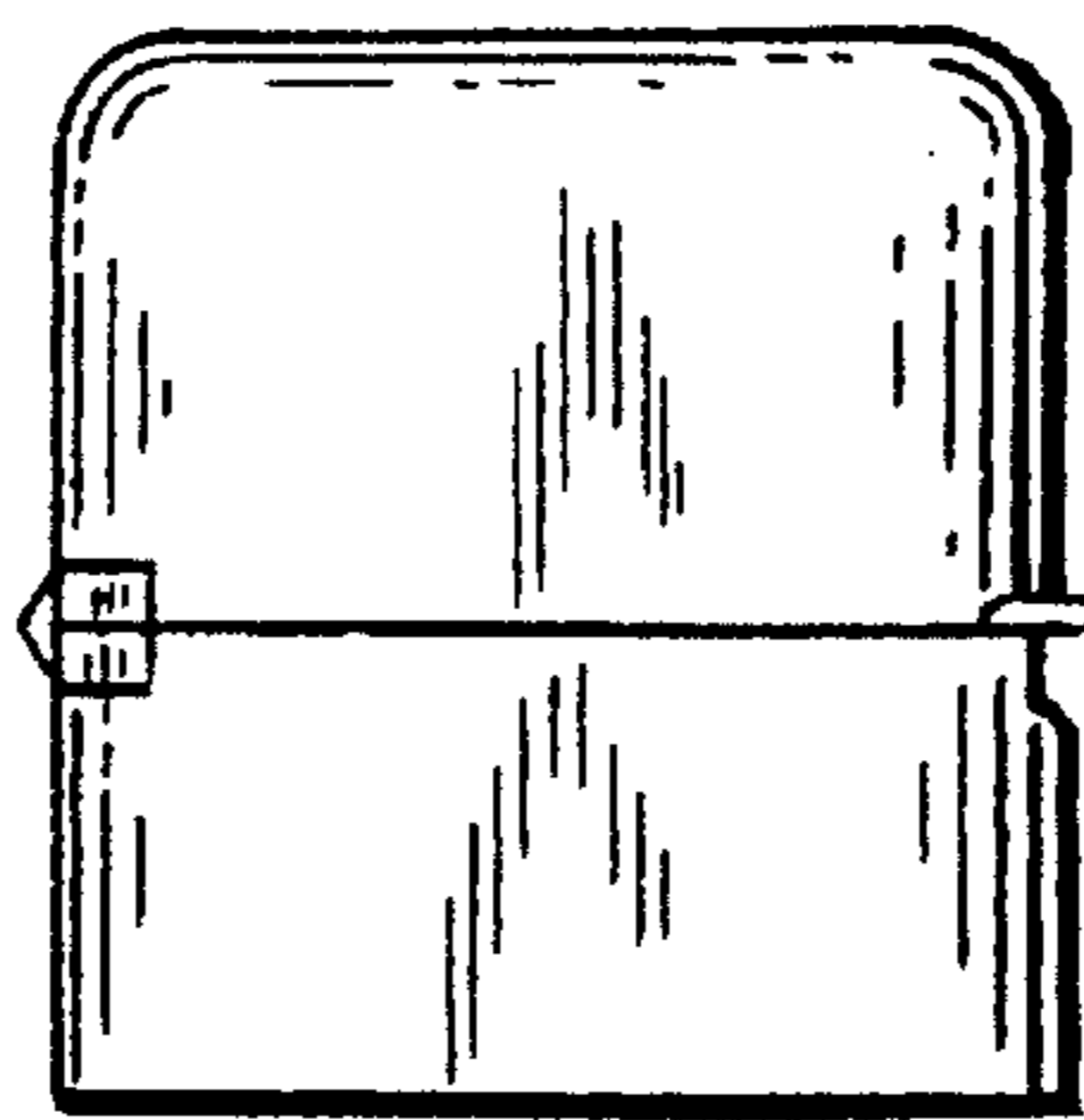


FIG. 4




FIG. 6

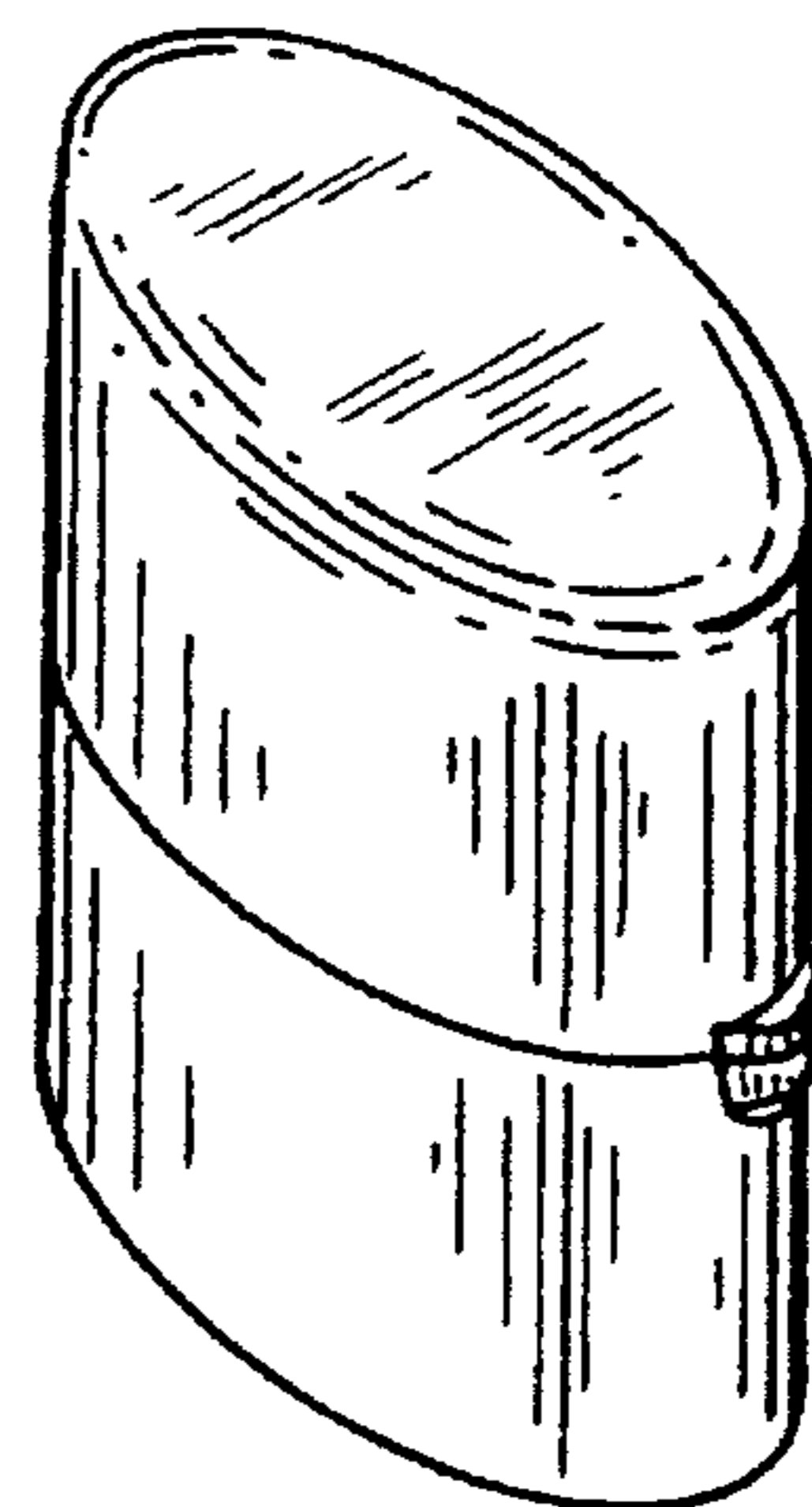


FIG. 7