



US00D373727S

United States Patent [19]

[11] Patent Number: **Des. 373,727**

Lowry

[45] Date of Patent: ****Sep. 17, 1996**

[54] **SANITARY SEALS FOR COVERING LIQUID CONTAINING CANS**

5,123,561 6/1992 Gross .
5,174,465 12/1992 Luch .

[76] Inventor: **David W. Lowry**, 102 Air Park Dr.,
Warner Robbins, Ga. 31088

Primary Examiner—B. J. Bullock
Assistant Examiner—Robert M. Spear
Attorney, Agent, or Firm—Terry M. Gernstein

[**] Term: **14 Years**

[57] **CLAIM**

[21] Appl. No.: **31,915**

The ornamental design for sanitary seals for covering liquid containing cans, as shown and described.

[22] Filed: **Dec. 1, 1994**

[52] U.S. Cl. **D9/445**

DESCRIPTION

[58] Field of Search D9/341, 345-6,
D9/414, 419, 424-5, 431, 434-5, 444-6;
206/528, 820; 215/364

FIG. 1 is a front, top and side perspective view of the sanitary seals for covering liquid containing cans showing my new design;

[56] References Cited

U.S. PATENT DOCUMENTS

D. 213,356	2/1969	Buff, Jr.	D9/456
D. 236,585	9/1975	Tabor et al.	D9/341
D. 264,244	5/1982	Olsen	D9/425
D. 281,398	11/1985	Kesselring	D9/341
D. 329,603	9/1992	Barrett	D9/434
3,021,001	2/1962	Donofrio	D9/341 X
3,202,269	8/1965	Lewis et al.	D9/419
3,257,062	6/1966	Whiteford	D9/341 X
5,119,955	6/1992	Granofsky .	

FIG. 2 is a front elevational view thereof, the rear being a mirror image of the front shown in FIG. 2;

FIG. 3 is an end elevational view thereof, the end opposite being a mirror image of the end shown in FIG. 3;


FIG. 4 is a top plan view thereof;

FIG. 5 is a bottom plan view thereof; and,

FIG. 6 is a perspective view of a single seal shown separately to indicate position of use.

The broken line showing of a can is for illustrative purposes only and forms no part of the claimed design.

1 Claim, 4 Drawing Sheets



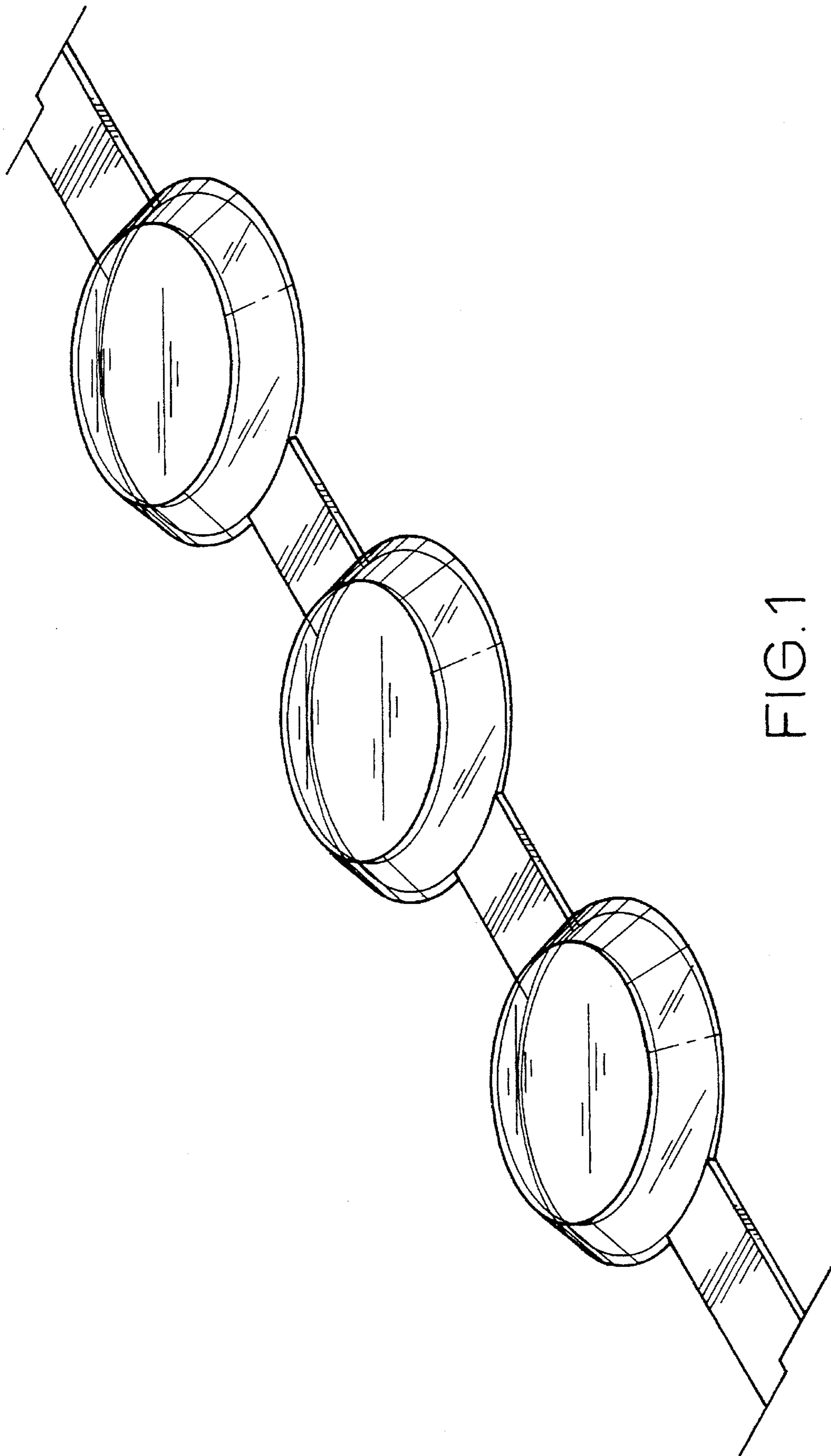


FIG. 1

FIG. 2

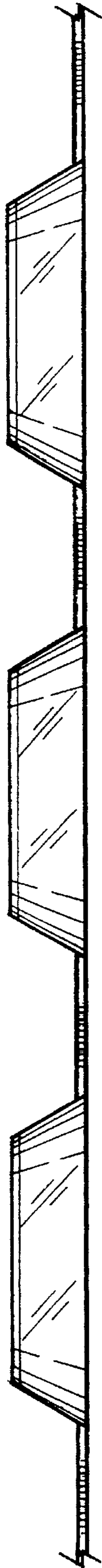


FIG. 4

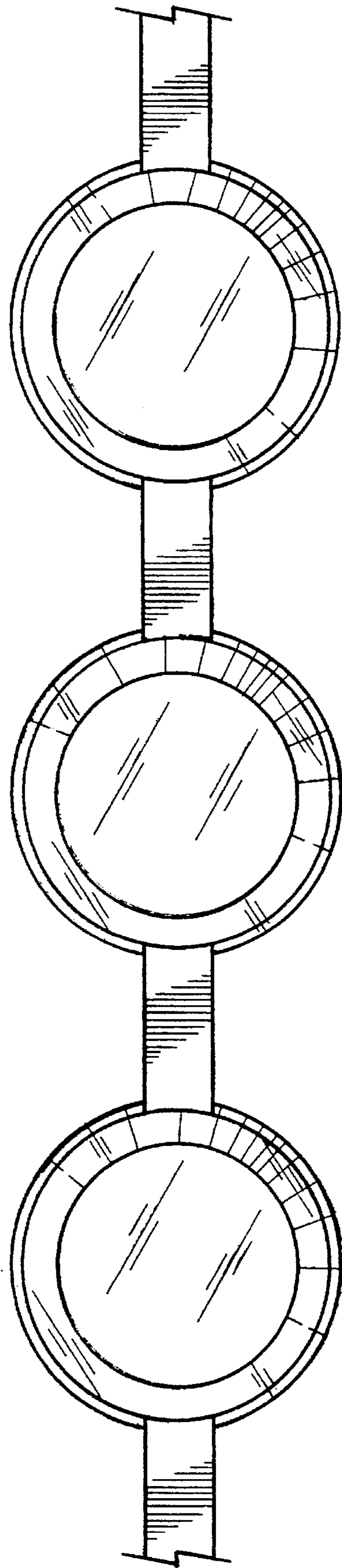
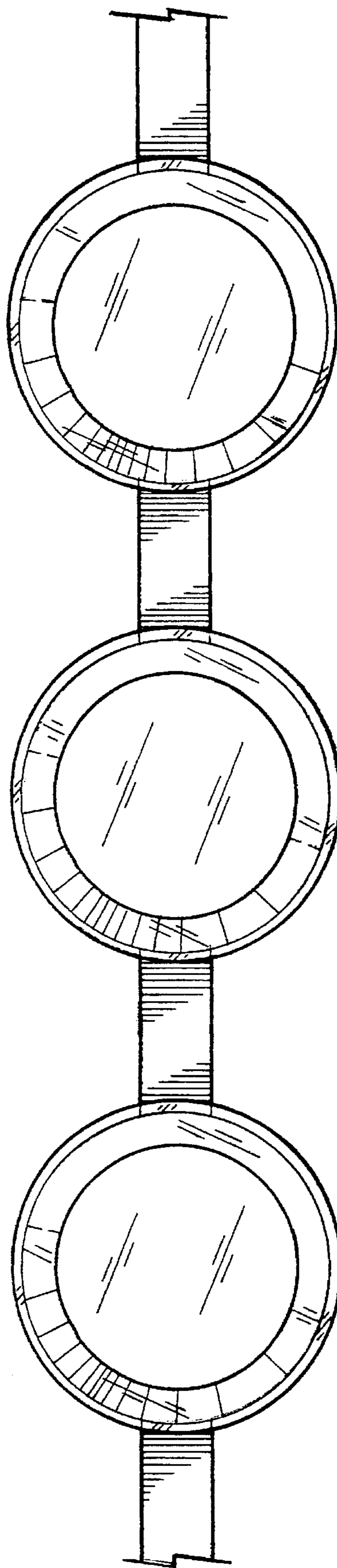


FIG. 3



FIG. 5



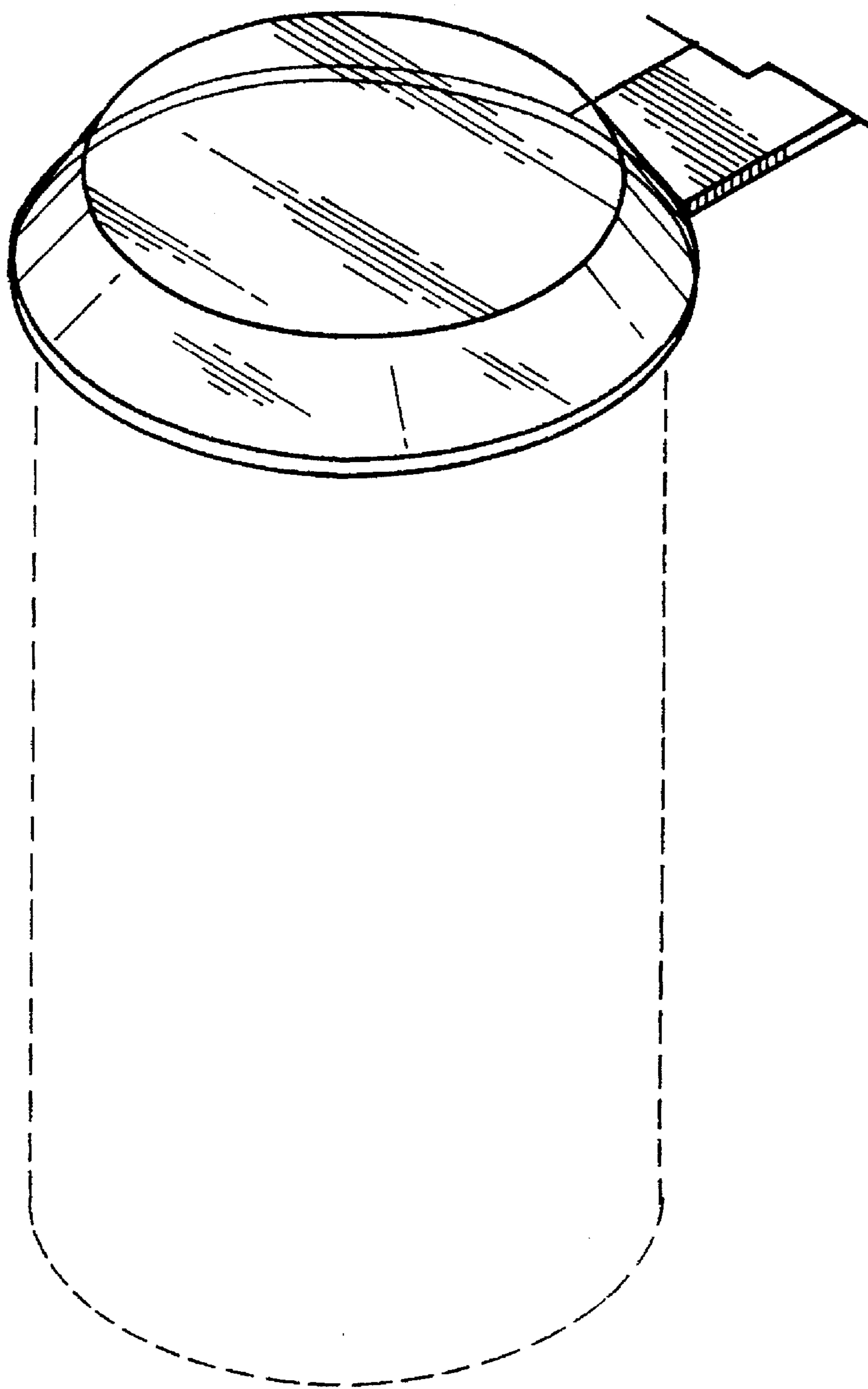


FIG. 6