



US00D373724S

United States Patent [19]

[11] Patent Number: **Des. 373,724**

Adams

[45] Date of Patent: ***** Sep. 17, 1996**

[54] **BOX**

3,347,445 10/1967 Wood 229/167 X
4,993,547 2/1991 Pallasch et al. 206/482 X

[76] Inventor: **Laura Adams**, P.O. Box 290112,
Nashville, Tenn. 37229

FOREIGN PATENT DOCUMENTS

1418994 10/1965 France 229/167

[*] Notice: The portion of the term of this patent subsequent to May 7, 2010, has been disclaimed.

OTHER PUBLICATIONS

Packaging, 1959 Catalog, p. 284, Items #987 and 989.
Modern Packaging Catalog, 1972-73 p. 132, as circled.

[**] Term: **14 Years**

Primary Examiner—Prabhakar G. Deshmukh
Attorney, Agent, or Firm—Daniel R. Gropper

[21] Appl. No.: **33,384**

[57] CLAIM

[22] Filed: **Jan. 11, 1995**

The ornamental design for a box, as shown and described.

[52] U.S. Cl. **D9/418; D9/432**

[58] Field of Search D9/418, 415, 432,
D9/433, 420-423; 229/162, 161, 167, 168;
206/45.31, 44 R, 493, 491

DESCRIPTION

[56] References Cited

U.S. PATENT DOCUMENTS

D. 263,796	4/1982	Fireman	D9/418
D. 310,488	9/1990	Callinan	D9/418
D. 323,986	2/1992	Ferrero	D9/418
D. 339,523	9/1993	Bennett	D9/418
D. 360,131	7/1995	Tudor	D9/418
2,681,174	6/1954	Bergstein	229/167 X
2,878,933	3/1959	Sager	206/482 X
3,184,139	5/1965	Coneseu	229/167 X
3,324,999	6/1967	Farquhar	229/167 X

FIG. 1 is a perspective view of my box illustrating my new design;

FIG. 2 is a front elevational view thereof;

FIG. 3 is a rear elevational view thereof;

FIG. 4 is a left side elevational view thereof;

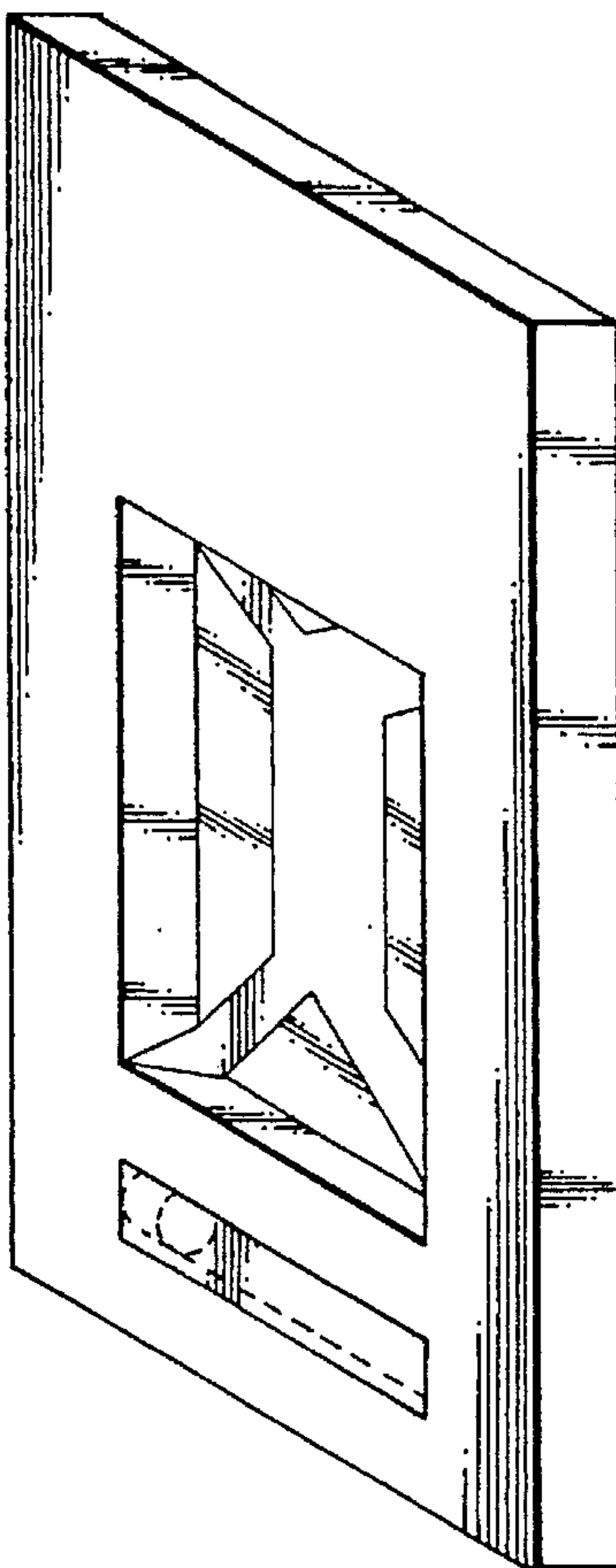
FIG. 5 is a right side elevational view thereof;

FIG. 6 is a top elevational view thereof; and,

FIG. 7 is a bottom elevational view thereof.

The broken line showing the tube is for illustrative purposes only and forms no part of the design.

1 Claim, 2 Drawing Sheets



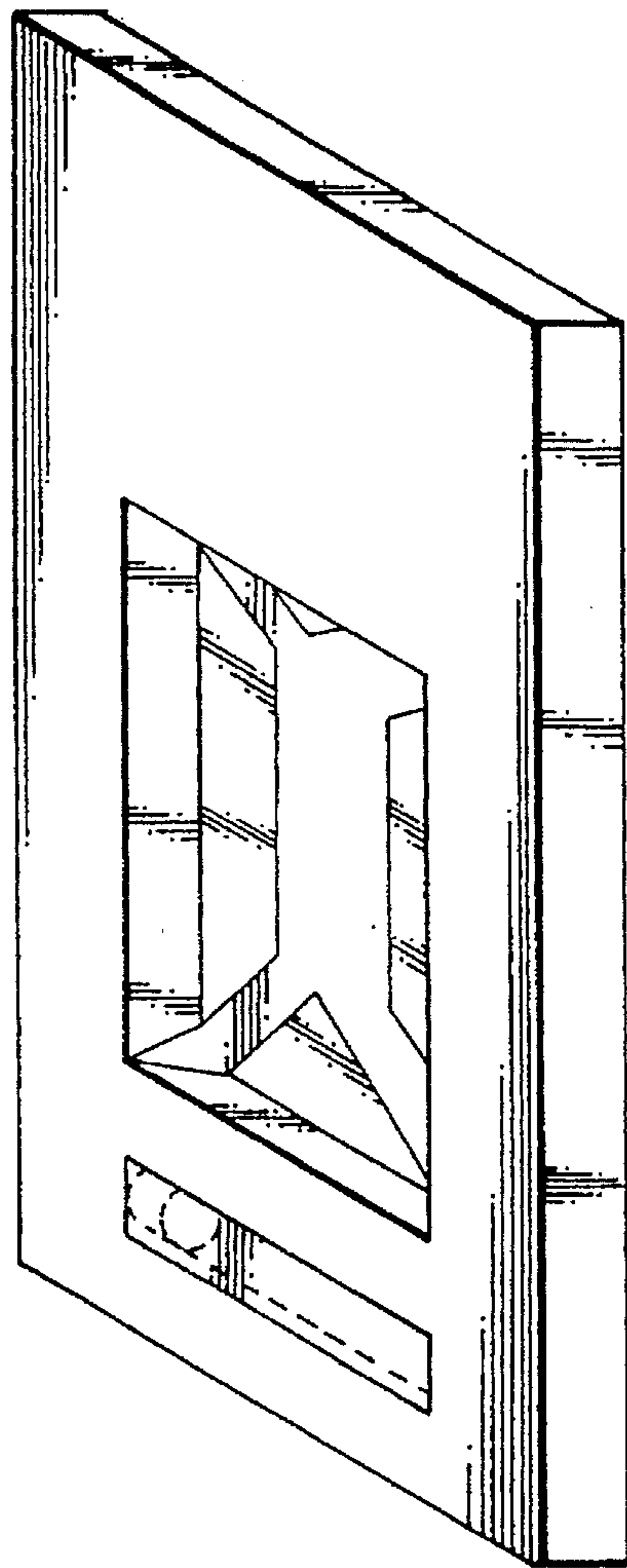


FIG - 1

FIG - 6



FIG - 7



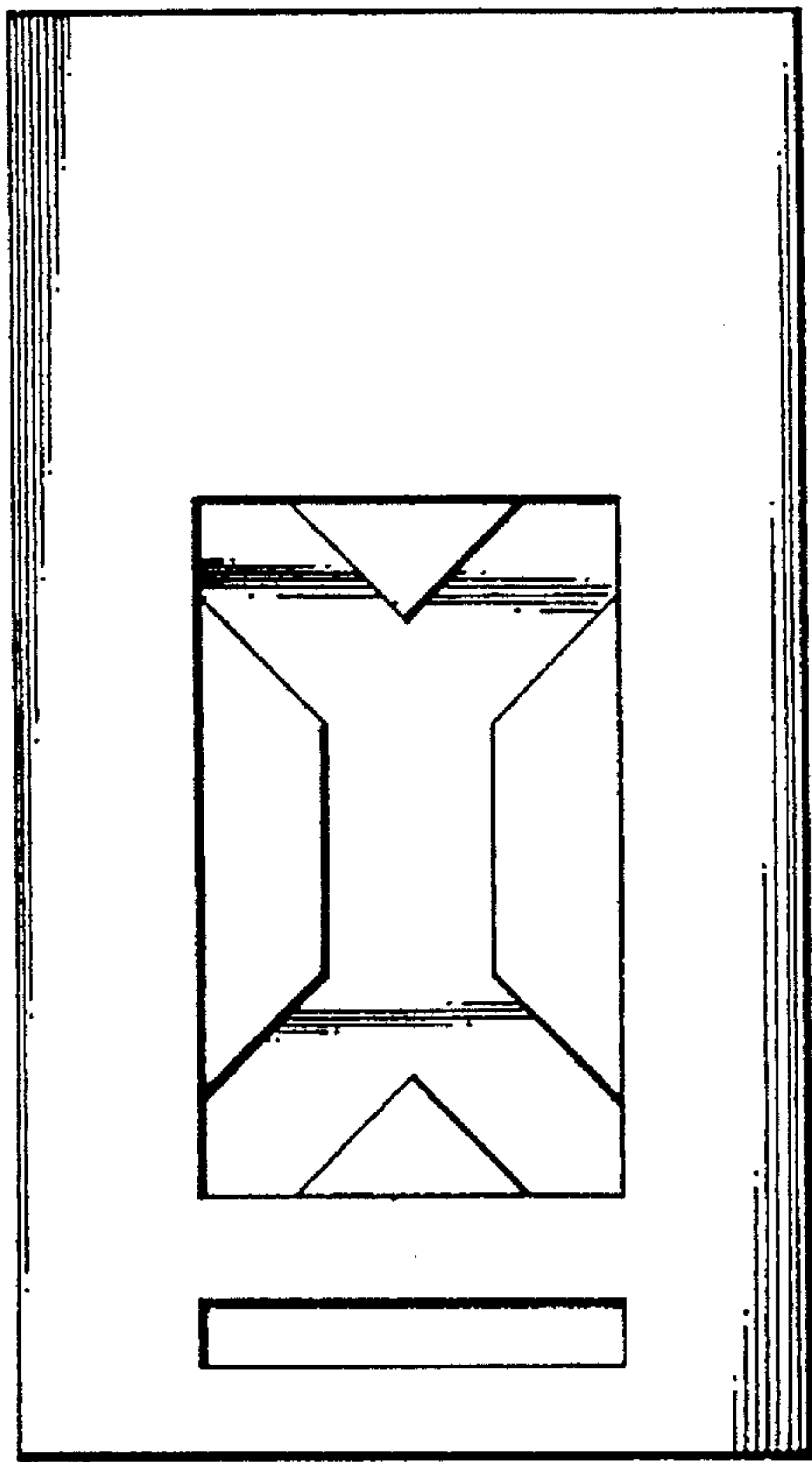


Fig- 2




Fig- 3



Fig- 4




Fig- 5