



US00D373723S

**United States Patent** [19]  
**Healey**

[11] **Patent Number: Des. 373,723**  
[45] **Date of Patent: \*\*Sep. 17, 1996**

[54] **PACKAGE**

[76] Inventor: **Frederick A. Healey**, 618 Kellogg,  
Plymouth, Mich. 48170

[\*\*] Term: **14 Years**

[21] Appl. No.: **22,362**

[22] Filed: **May 4, 1994**

[52] U.S. Cl. .... **D9/346; D9/433**

[58] **Field of Search** ..... D9/346, 433, 432,  
D9/423, 387; 206/424, 491, 492, 472, 450,  
453; 229/165, 167

[56] **References Cited**

**U.S. PATENT DOCUMENTS**

D. 339,287	9/1993	Levin	.....	D9/346
3,250,455	5/1966	Plunkett	.....	206/424 X
3,368,735	2/1968	Levi	.....	206/424
3,516,593	6/1970	Larsen	.....	206/424
3,713,577	1/1973	Skinner	.....	206/424
3,834,610	9/1974	Eifrid	.....	206/424 X
4,300,679	11/1981	Benzschawel et al.	.....	206/424
4,450,965	5/1984	Paillet	.....	229/167 X

**OTHER PUBLICATIONS**

Packaging cat, 1959, p. 284, item #989.

*Primary Examiner*—Prabhakar G. Deshmukh  
*Attorney, Agent, or Firm*—Weintraub DuRoss & Brady

[57] **CLAIM**

The ornamental design for a package, as shown and described.

**DESCRIPTION**

FIG. 1 is a perspective view of the package with a portion of the flaps being unfolded, showing my new design;

FIG. 2 is a top plan view thereof with all the flaps being unfolded;

FIG. 3 is a top plan view thereof with a portion of the flaps being folded;

FIG. 4 is a left side elevational view of FIG. 3;

FIG. 5 is a right side elevational view of FIG. 3;

FIG. 6 is a front elevational view of FIG. 3;

FIG. 7 is a rear elevational view of FIG. 3;

FIG. 8 is a bottom plan view of FIG. 3; and,

FIG. 9 is a perspective view thereof with all the flaps in a folded position.

The broken lines represent fold lines.

**1 Claim, 4 Drawing Sheets**

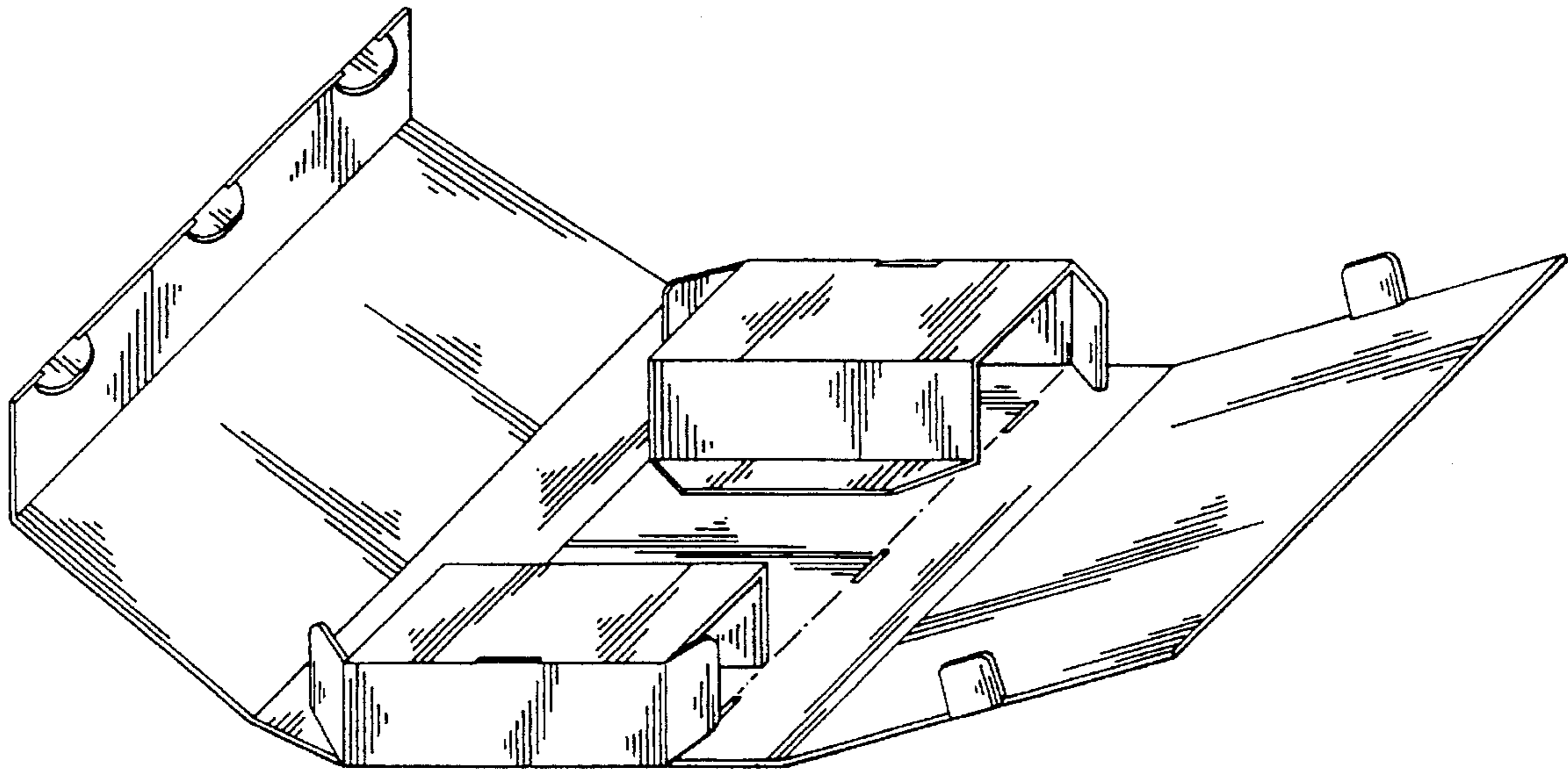


FIG 1

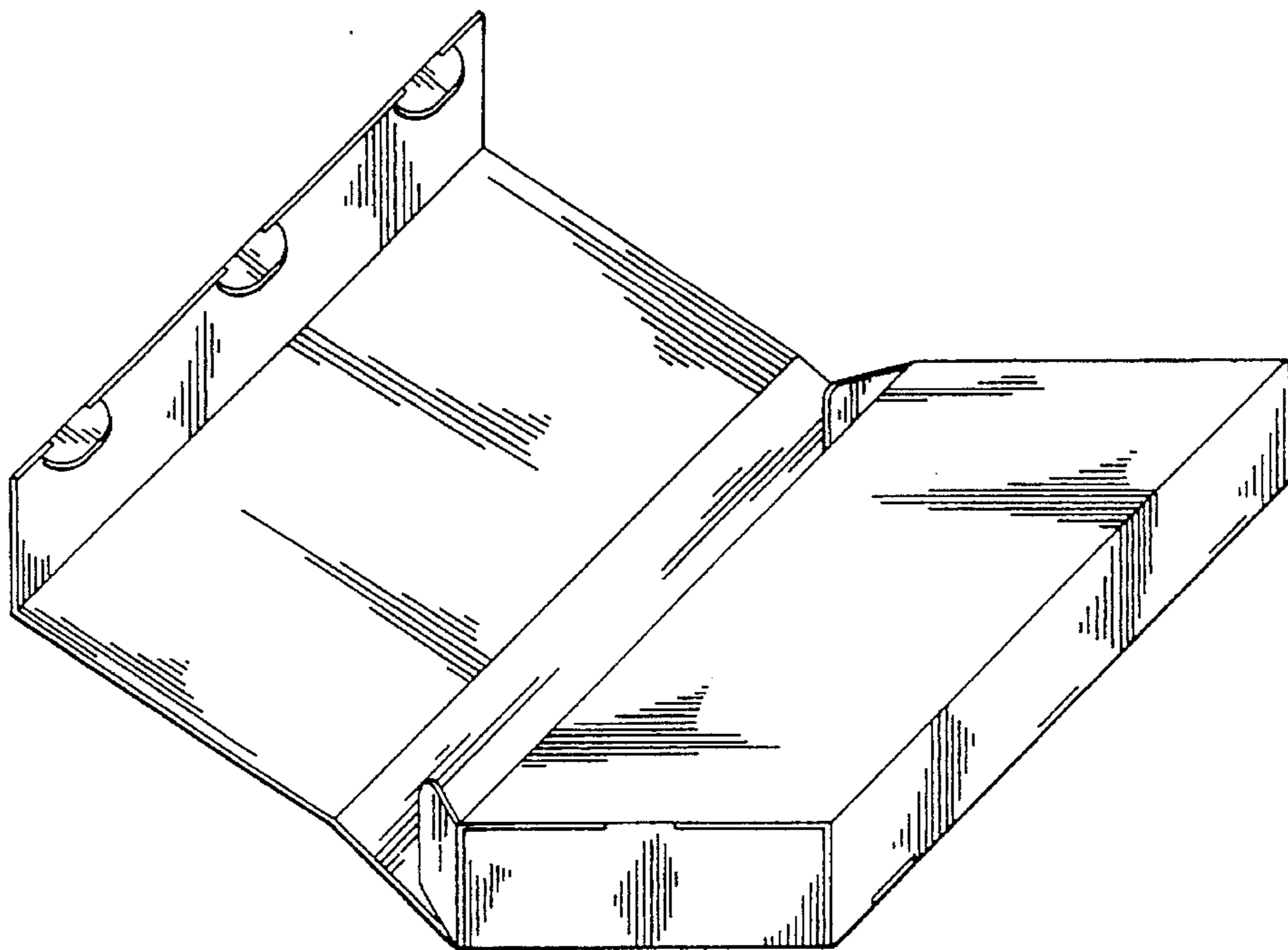
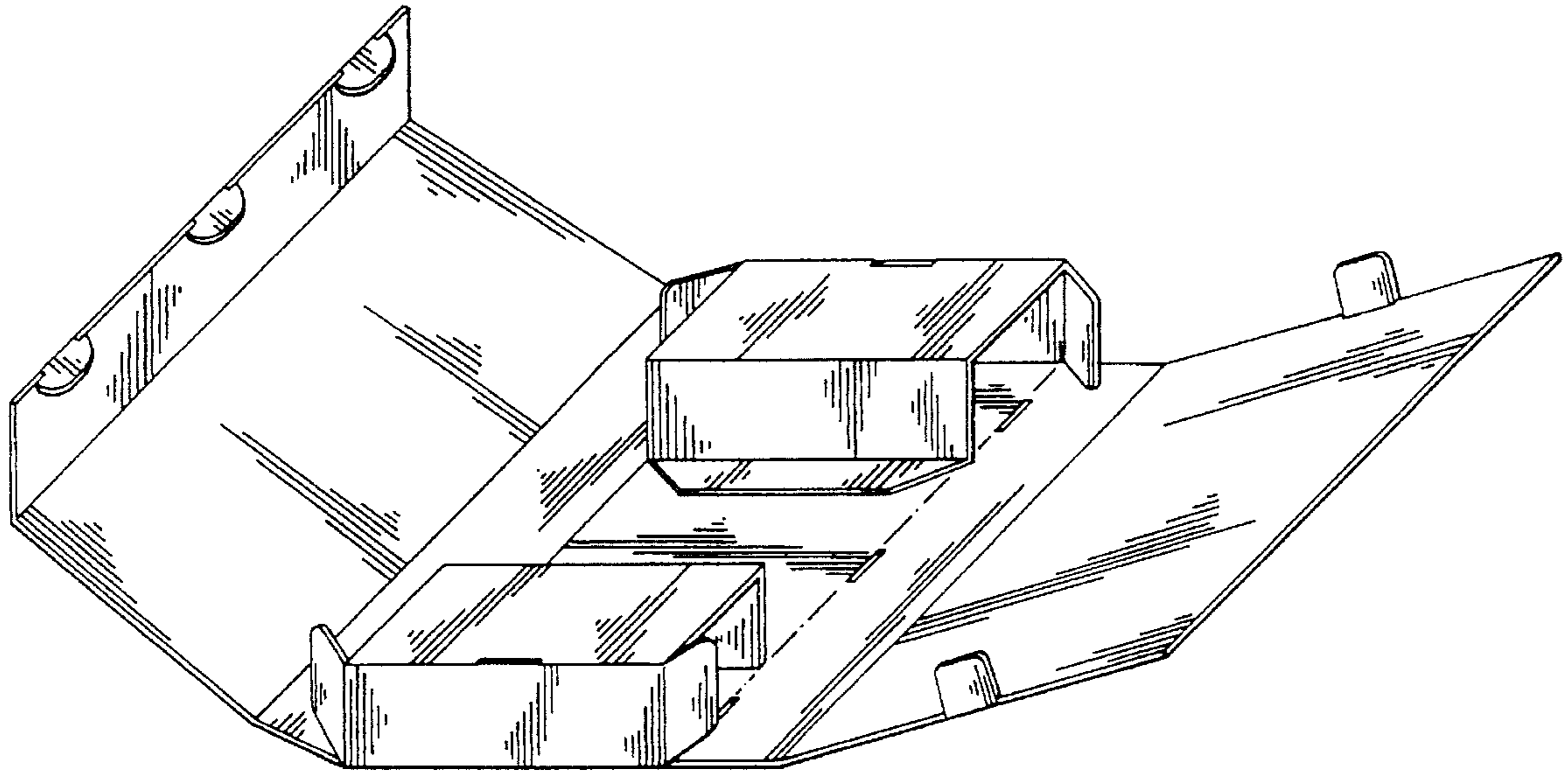



FIG 9



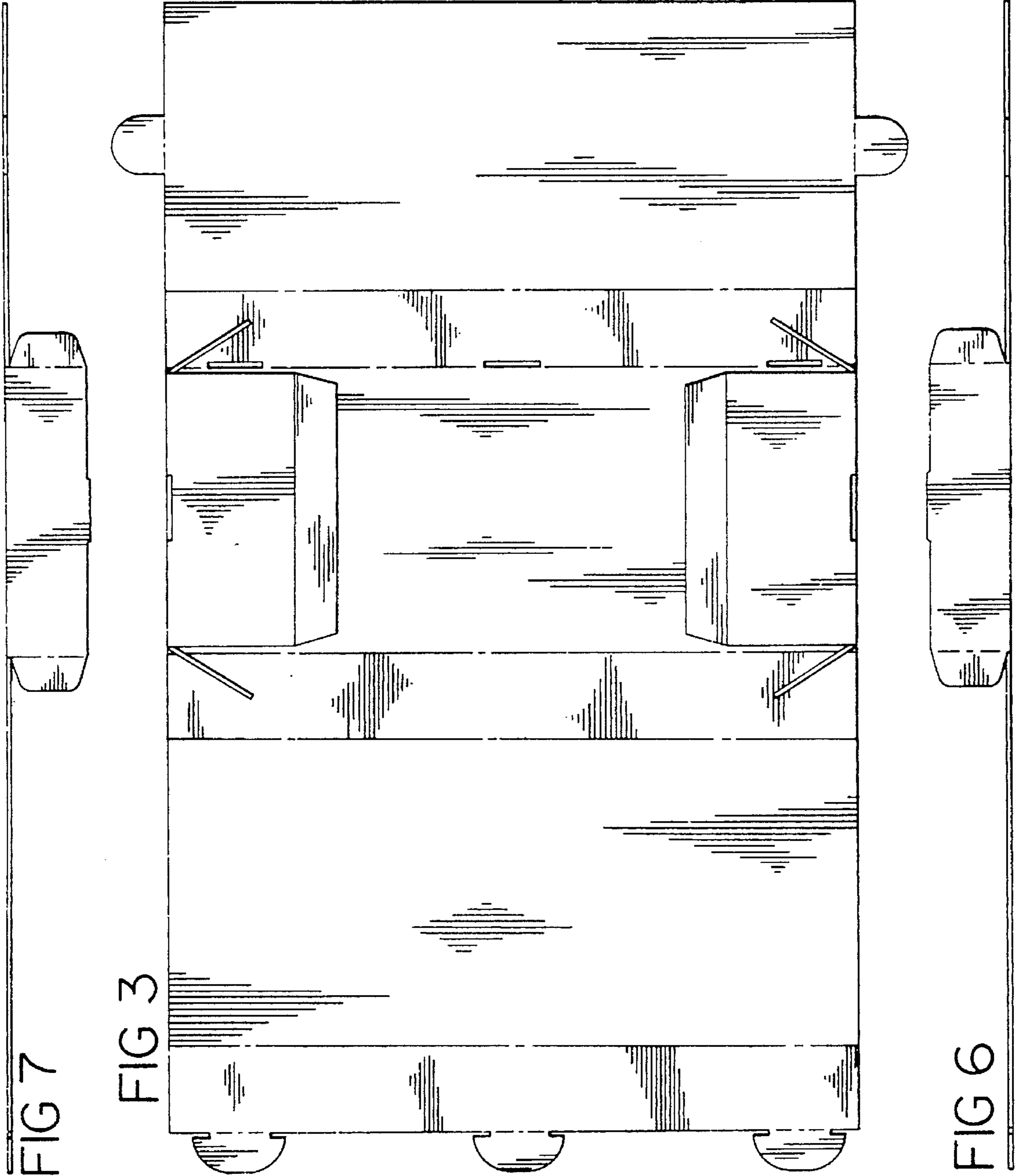


FIG 7

FIG 3

FIG 6




FIG 4

FIG 8

