



US00D373675S

United States Patent [19]
McMullin

[11] **Patent Number: Des. 373,675**
[45] **Date of Patent: **Sep. 17, 1996**

[54] **PYRAMID RIDGE GOLF SHOE SPIKE**

6877 4/1895 United Kingdom 36/67 A
2223394A 4/1990 United Kingdom .
9103960 4/1991 WIPO .

[75] Inventor: **Faris W. McMullin**, Boise, Id.

[73] Assignee: **Softspikes, Inc.**, Rockville, Md.

Primary Examiner—Doris V. Coles
Attorney, Agent, or Firm—Fish & Neave

[**] Term: **14 Years**

[57] **CLAIM**

[21] Appl. No.: **27,882**

The ornamental design for a pyramid ridge golf shoe spike, as shown and described.

[22] Filed: **Aug. 31, 1994**

[52] U.S. Cl. **D2/962**

DESCRIPTION

[58] **Field of Search** D2/962, 906; 36/7.5,
36/126-130, 134, 32 R, 59 C, 59 R, 62,
67 A, 67 B, 67 D

FIG. 1 is a perspective view of a pyramid ridge golf shoe spike, showing my new design;
FIG. 2 is another perspective view thereof;
FIG. 3 is a bottom plan view thereof;
FIG. 4 is a side elevational view, the opposite side being a mirror image thereof; and,
FIG. 5 is a top plan view.

[56] **References Cited**

U.S. PATENT DOCUMENTS


3,577,663 5/1971 Mershon 36/67 D
3,898,751 8/1975 Gostin 36/67 D

The broken line showing of a portion of shoe in FIG. 1 is for illustrative purposes only, and forms no part of the claimed design.

FOREIGN PATENT DOCUMENTS

807754 1/1937 France 36/67 D
2529027 1/1977 Germany 36/67 D

1 Claim, 2 Drawing Sheets



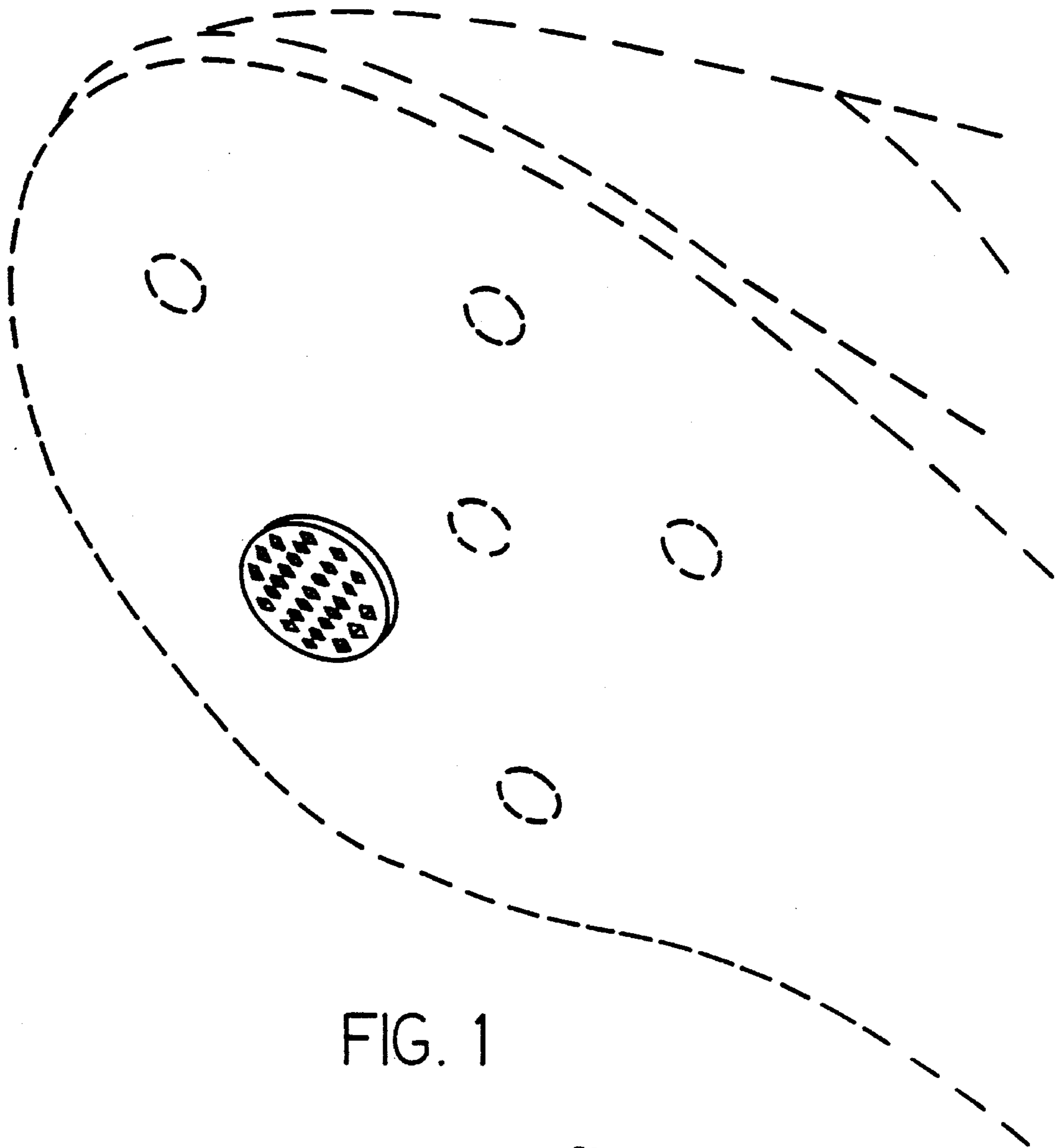


FIG. 1




FIG. 2




FIG. 3




FIG. 4

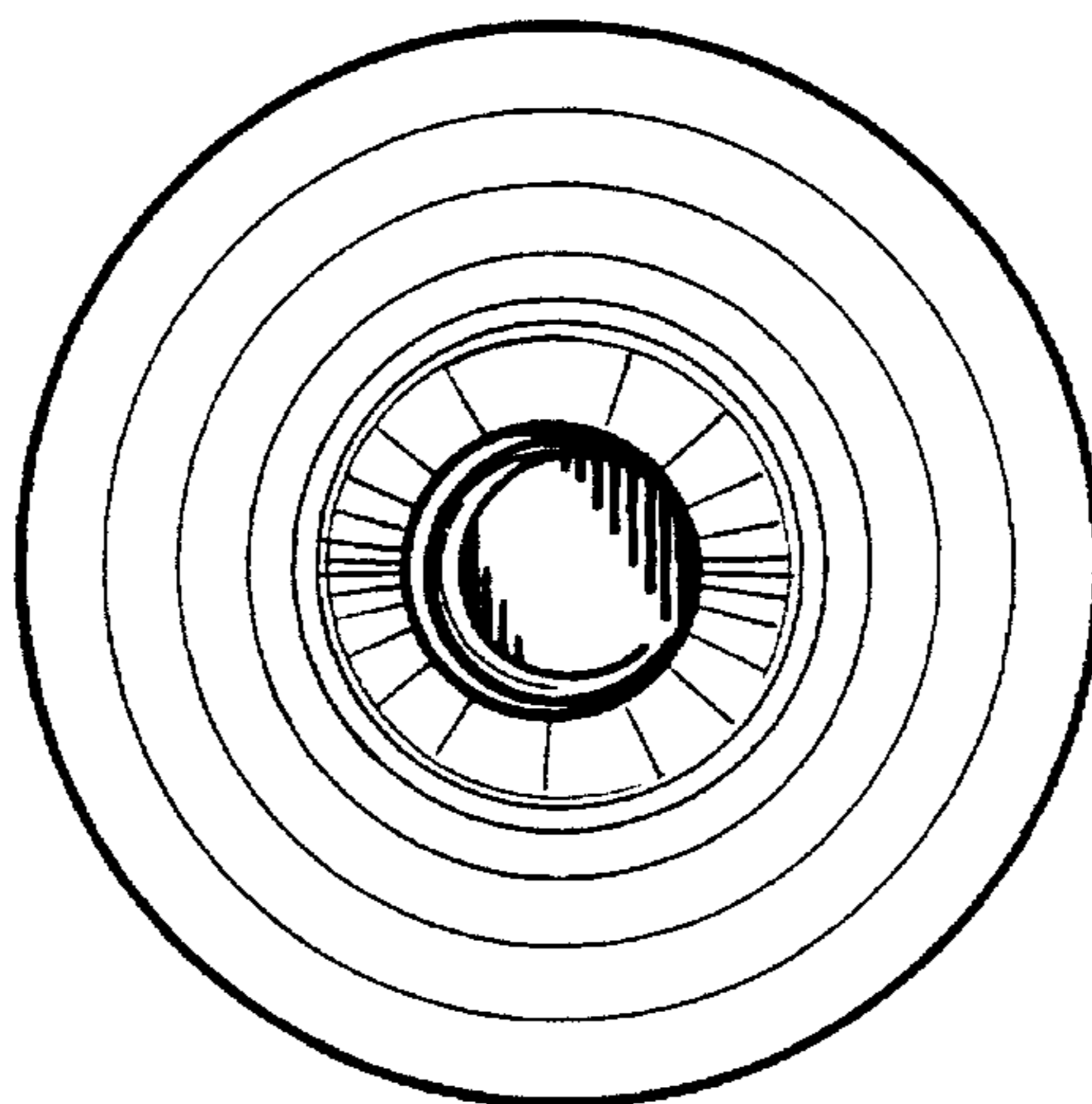


FIG. 5