



US00D373661S

**United States Patent** [19]  
**Watson**

[11] **Patent Number:** **Des. 373,661**  
[45] **Date of Patent:** **\*\*Sep. 10, 1996**

[54] **ANIMAL GROOMING TOOL**

[76] **Inventor:** **Stephen D. Watson**, 622 N. Steel St.,  
Sanford, N.C. 27330

[\*\*] **Term:** **14 Years**

[21] **Appl. No.:** **40,417**

[22] **Filed:** **Jun. 16, 1995**

[52] **U.S. Cl. ....** **D30/159; D28/30; D30/158**

[58] **Field of Search ....** **D30/158, 159;**  
**D28/30, 21; D4/114, 116; 119/83, 85, 86,**  
**92, 93, 94; 132/137, 219, 139**

[56] **References Cited**

**U.S. PATENT DOCUMENTS**

D. 57,020	1/1921	Shan .....	D28/30
D. 138,640	8/1944	Baker .....	D4/116
D. 244,712	6/1977	Houston .....	D30/159
D. 306,213	2/1990	Elton .....	D4/116 X
309,668	12/1884	Weightman .....	D30/159 X
D. 323,746	2/1992	Mehan .....	D4/116
D. 334,996	4/1993	Ward .....	D30/159 X
D. 351,928	10/1994	Ward .....	D28/30
1,693,973	12/1928	Alland .....	132/139 X
2,530,917	11/1950	Taylor .....	D28/30 X

**OTHER PUBLICATIONS**

**"TERRIER TYPE"** Dog Show Circuit Magazine, vol. 32,  
No. 1-2; copy of cover and ads. publication date unknown.

*Primary Examiner*—Martie Thompson  
*Attorney, Agent, or Firm*—Olive & Olive, P.A.

[57] **CLAIM**

The ornamental design for an animal grooming tool, as  
shown and described.

**DESCRIPTION**

FIG. 1 is a perspective view of an animal grooming tool  
showing first embodiment of my new design;

FIG. 2 is a front elevation view thereof;

FIG. 3 is a rear elevation view thereof;

FIG. 4 is a top plan view thereof;

FIG. 5 is a bottom plan view thereof;

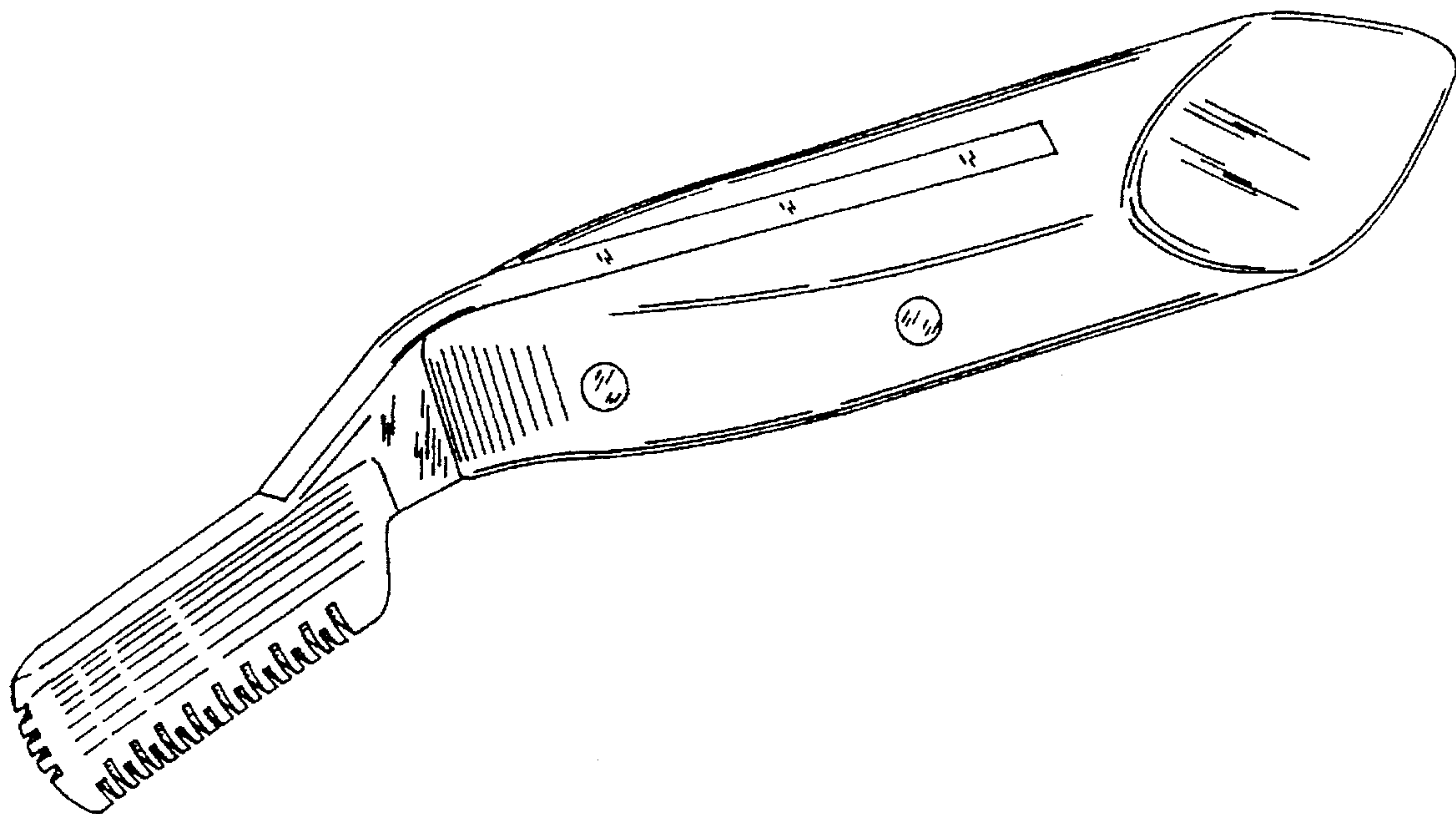
FIG. 6 is a left end elevation view thereof;

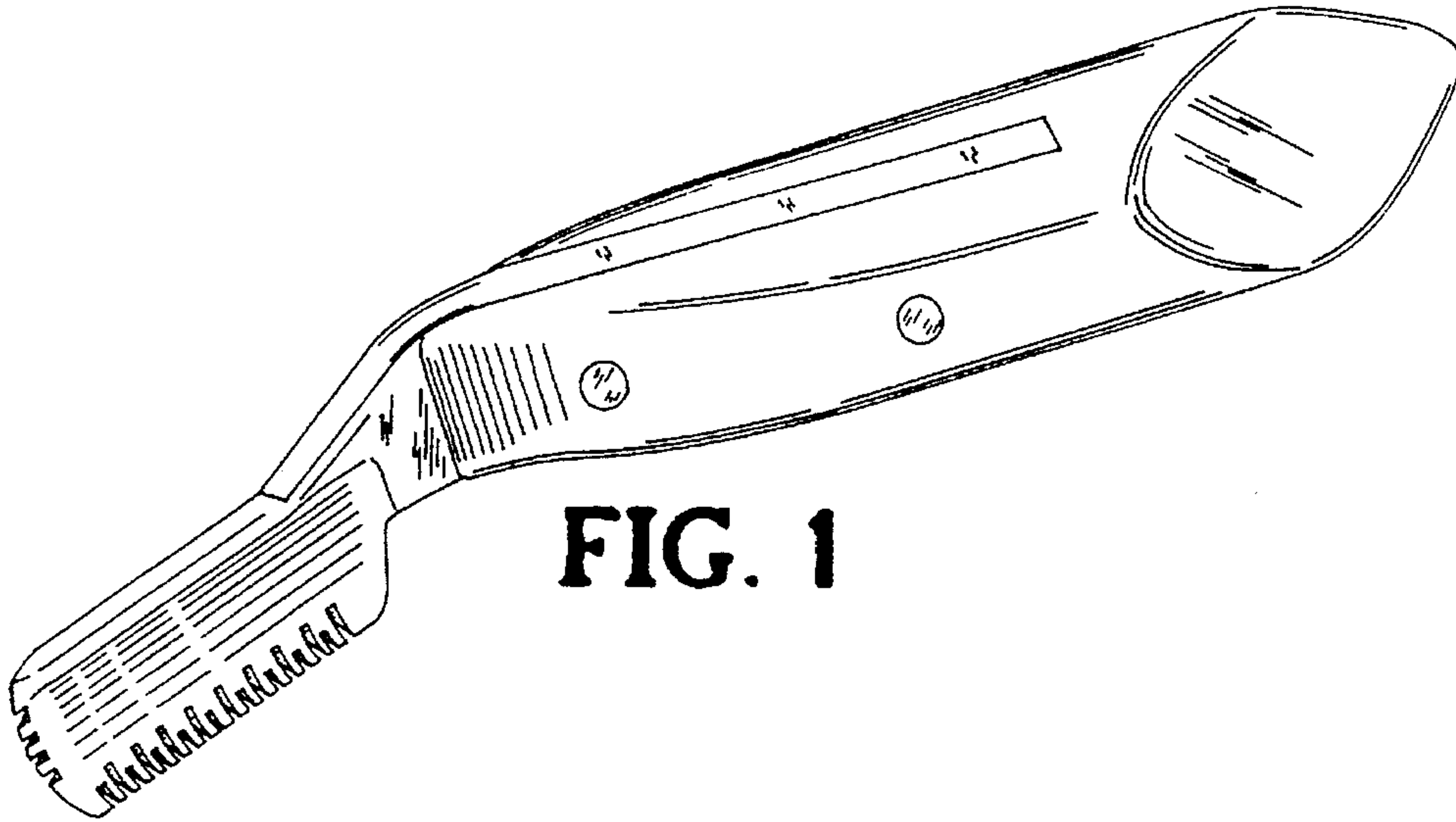
FIG. 7 is a right end elevation view thereof;

FIG. 8 is a front elevation view of a second embodiment  
thereof, the distinction from the first embodiment being  
shown in the teeth and the blade, the handle portion being  
substantially similar to that of the first embodiment; and,


FIG. 9 is a front elevation view of a third embodiment  
thereof, the distinction from the first and second embodi-  
ment being shown in the teeth and the blade, the handle  
portion being substantially similar to that of the first embodi-  
ment.

**1 Claim, 2 Drawing Sheets**

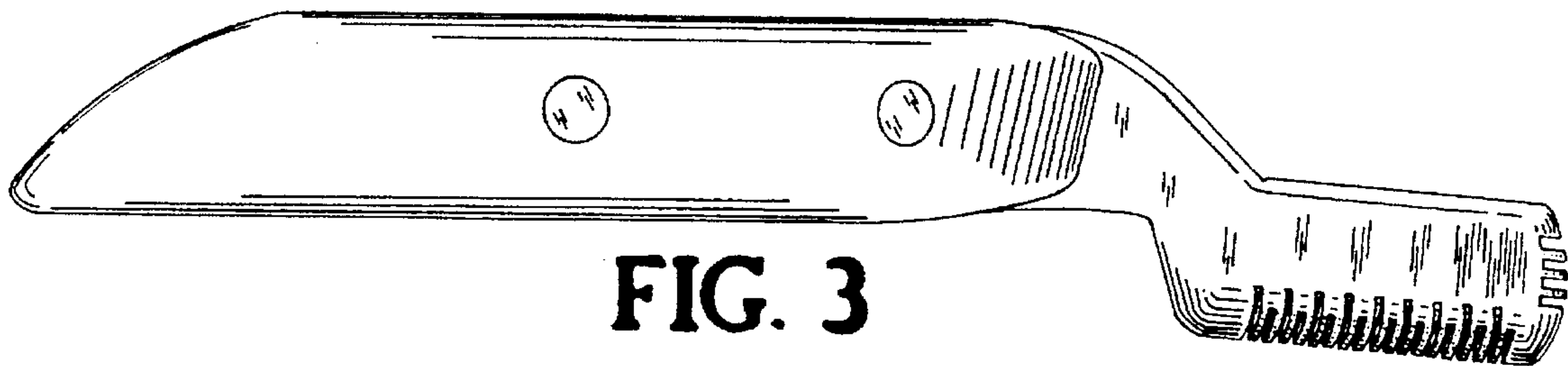




**FIG. 1**



**FIG. 2**



**FIG. 3**

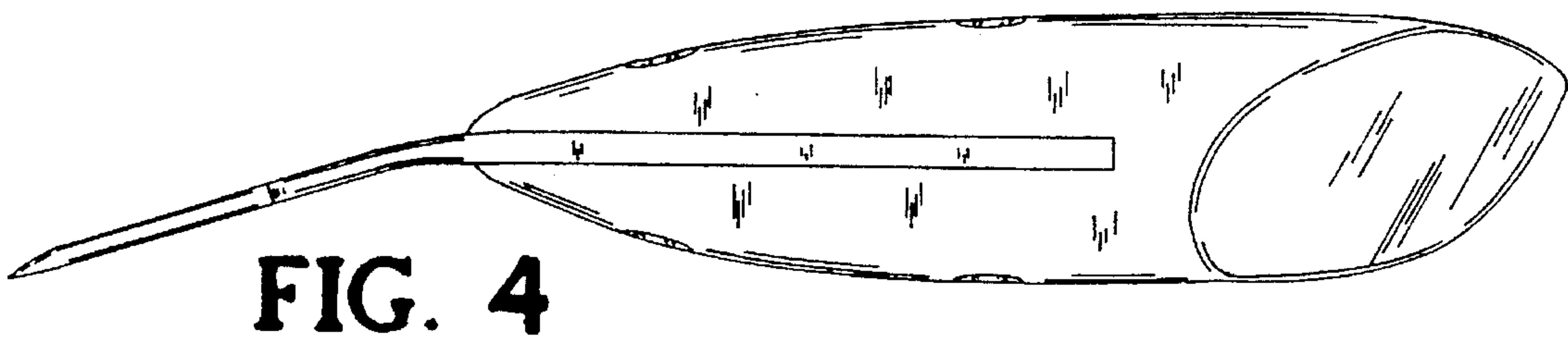


FIG. 4

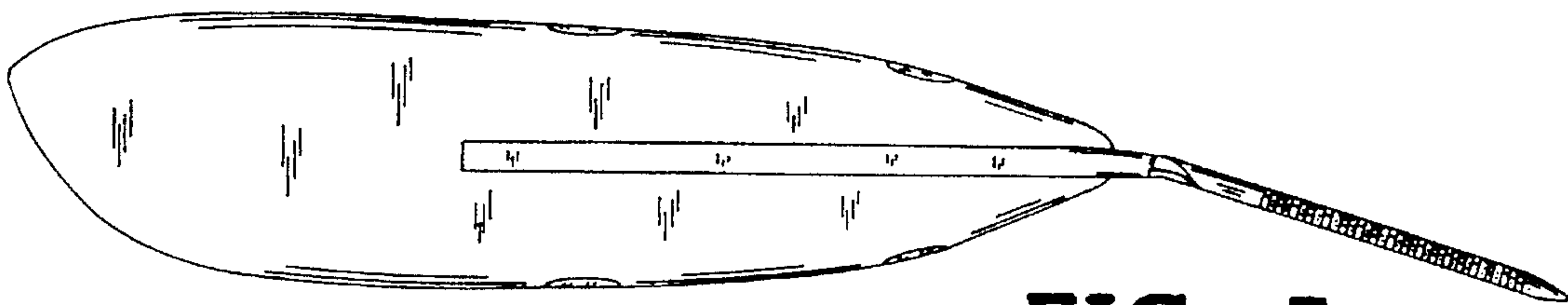


FIG. 5

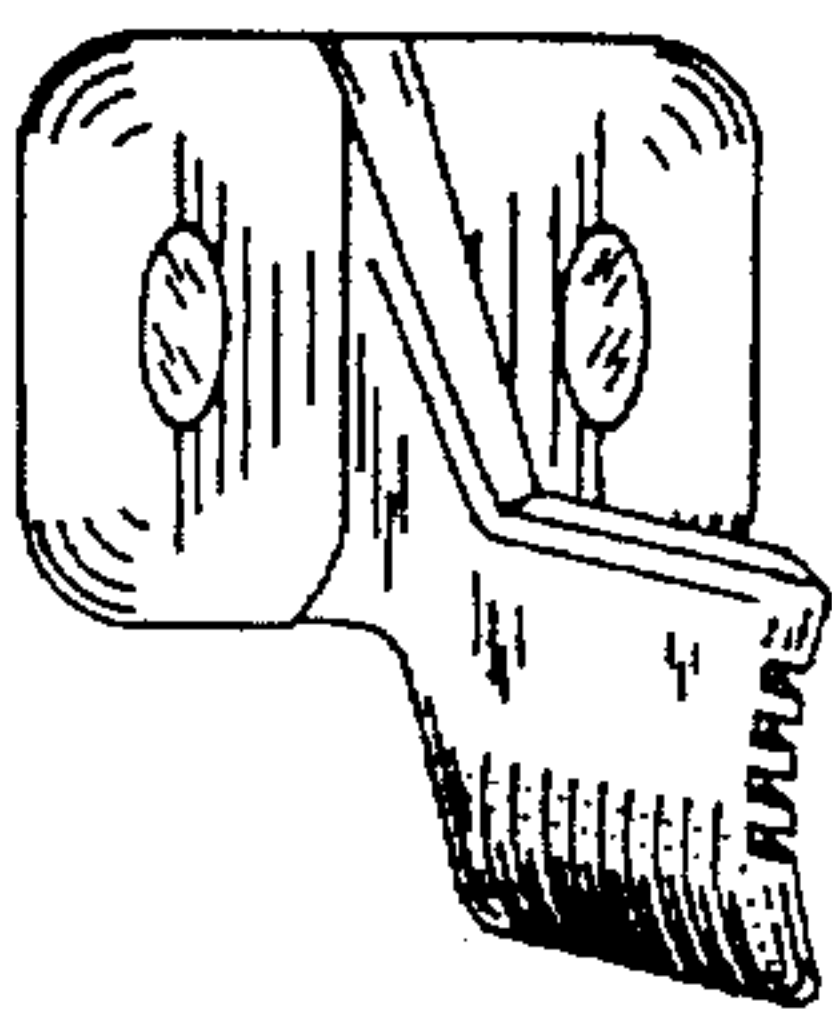


FIG. 6




FIG. 7




FIG. 8

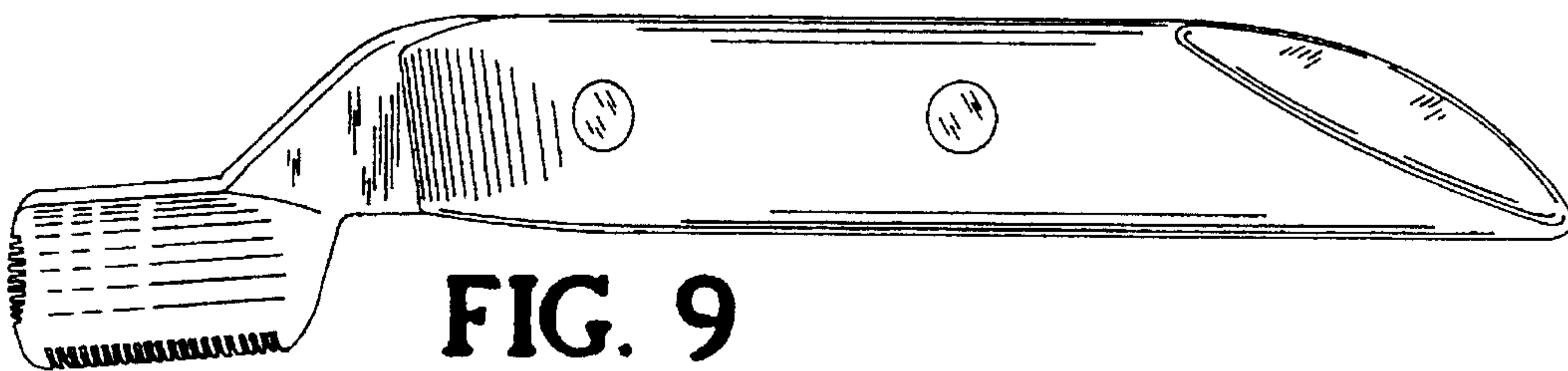


FIG. 9