



US00D373657S

# United States Patent [19]

[11] Patent Number: **Des. 373,657**

Walker

[45] Date of Patent: **\*\*Sep. 10, 1996**

## [54] COMBINED EQUESTRIAN KNEE GRIP PAD AND PROTECTOR

[76] Inventor: **Candi L. Walker**, 12401 Summersweet Cove, Austin, Tex. 78729

[\*\*] Term: **14 Years**

[21] Appl. No.: **38,756**

[22] Filed: **May 11, 1995**

[52] U.S. Cl. .... **D29/121**

[58] Field of Search ..... D29/120, 121; D24/190, 192; 2/16, 20, 22, 24

### [56] References Cited

#### U.S. PATENT DOCUMENTS

D. 310,433	9/1990	Zierke	.....	D29/121
D. 334,827	4/1993	Brown	.....	D24/190
D. 335,000	4/1993	Johnson	.....	D29/121
D. 336,547	6/1993	Akhbari	.....	D29/121
D. 341,005	11/1993	Pratt	.....	D29/10
D. 363,146	10/1995	Pando	.....	D29/120
2,626,394	1/1953	Davis	.....	2/24
3,945,046	3/1976	Stromgren	.....	2/22
4,643,176	2/1987	Mason et al.	.....	128/80 C
4,706,302	11/1987	Padfield et al.	.....	2/24
4,953,569	9/1990	Lonardo	.....	D29/121
5,226,191	7/1993	Mitchell	.....	2/24
5,255,391	10/1993	Levine	.....	2/24

### FOREIGN PATENT DOCUMENTS

831375	1/1970	Canada .
2305143	10/1976	France .
2421638	11/1979	France .

*Primary Examiner*—Ruth McInroy  
*Attorney, Agent, or Firm*—Richard C. Litman

### [57] CLAIM

The ornamental design for an combined equestrian knee grip pad and protector, as shown and described.

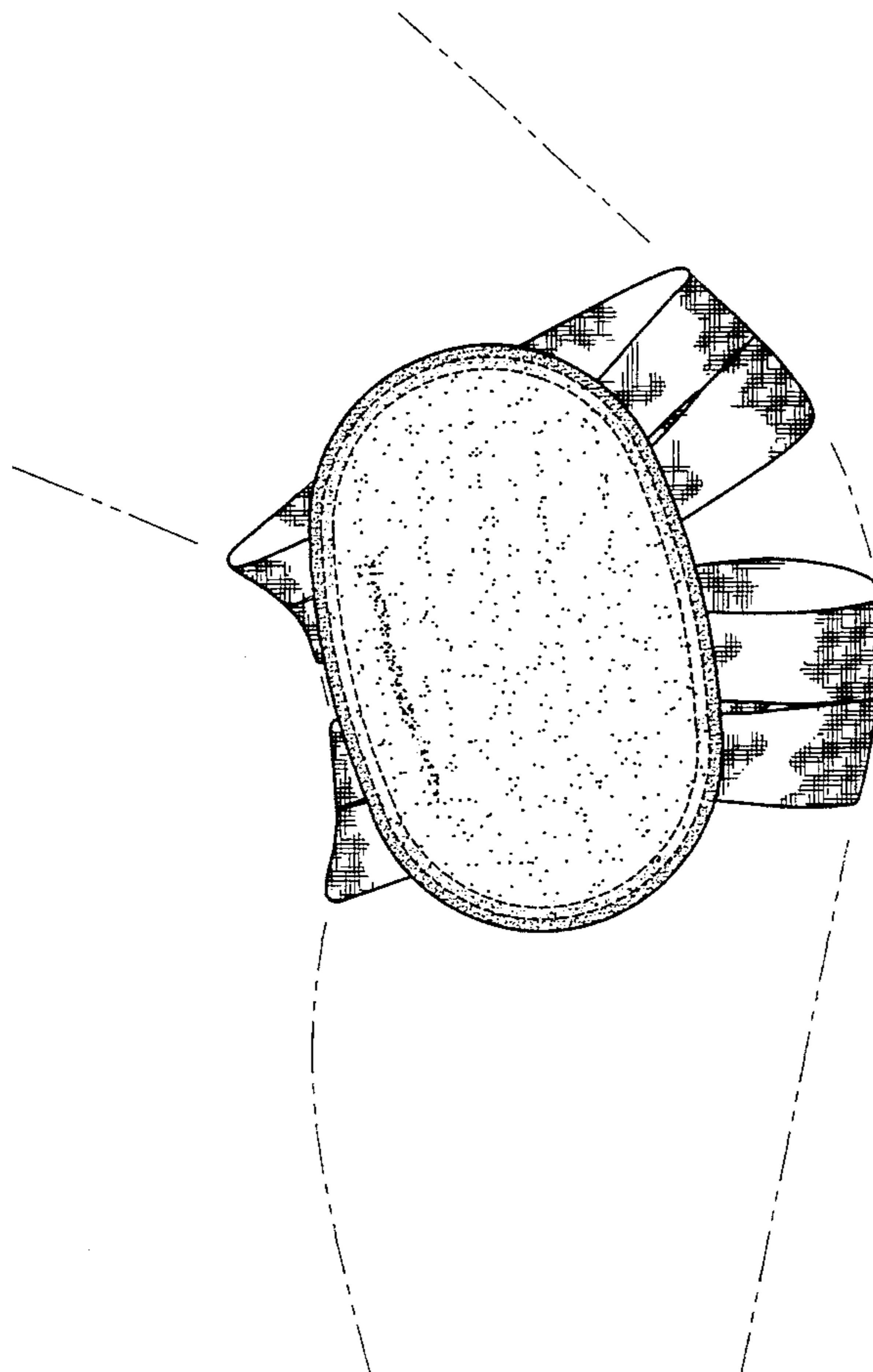
### DESCRIPTION

FIG. 1 is a perspective view of a combined equestrian knee grip pad and protector showing my new design; FIG. 2 is a top view thereof in an open flattened configuration; FIG. 3 is a right side elevational view thereof; FIG. 4 is a left side elevational view thereof; FIG. 5 is a bottom view thereof; FIG. 6 is a front elevational view thereof; and, FIG. 7 is a rear elevational view thereof.

The crosshatch shading shown in FIGS. 1, 6 and 7 is understood to repeat throughout the indicated area.

The broken line showing of a leg on which the knee grip-pad and protector is worn in FIG. 1 is for illustrative purposes only and forms no part of the claimed design.

**1 Claim, 4 Drawing Sheets**



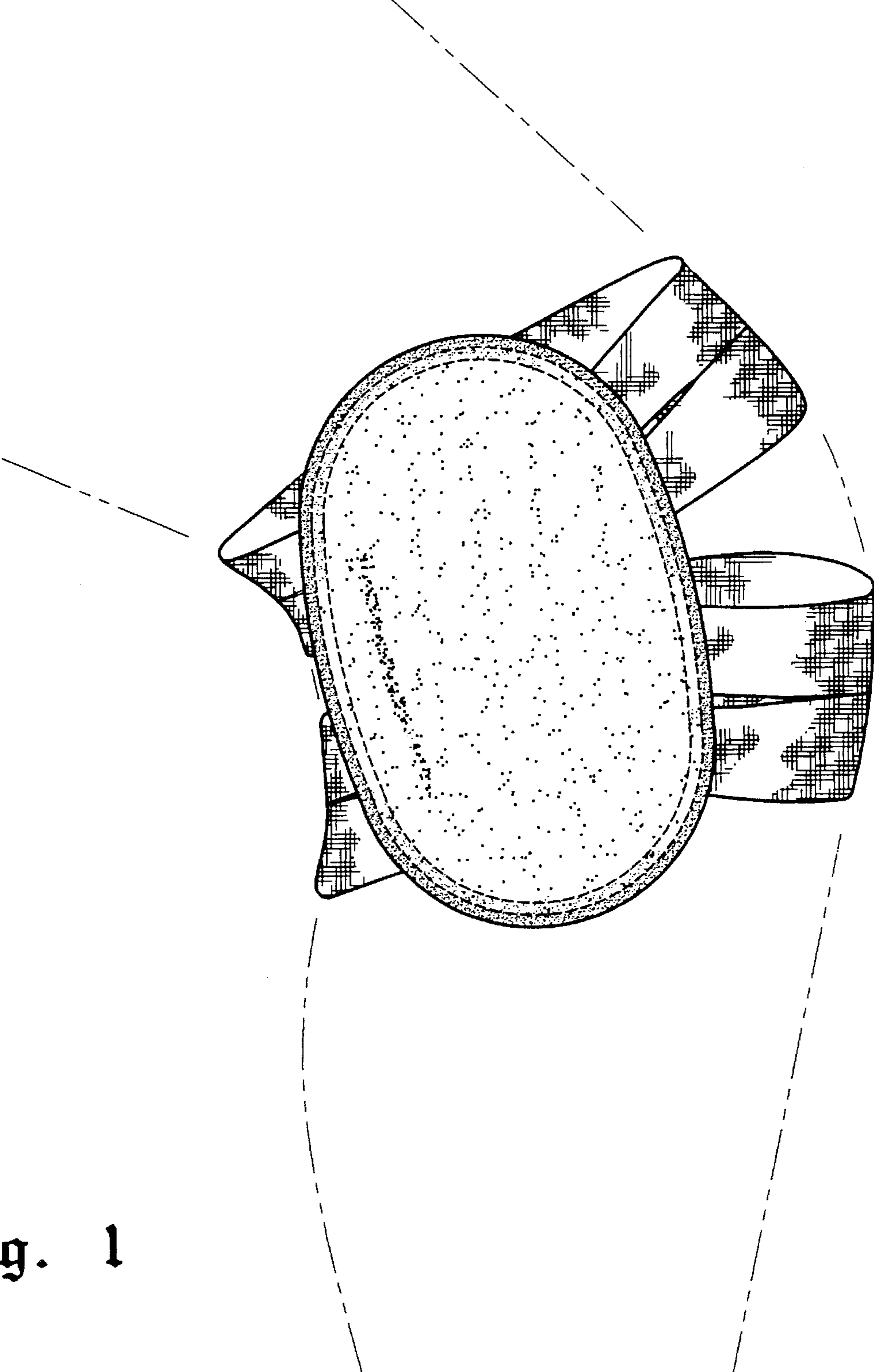


Fig. 1



Fig. 4



Fig. 3



Fig. 2

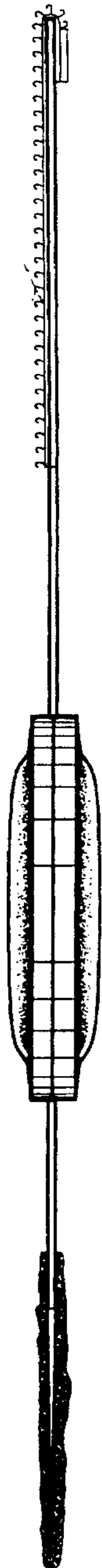


Fig. 5

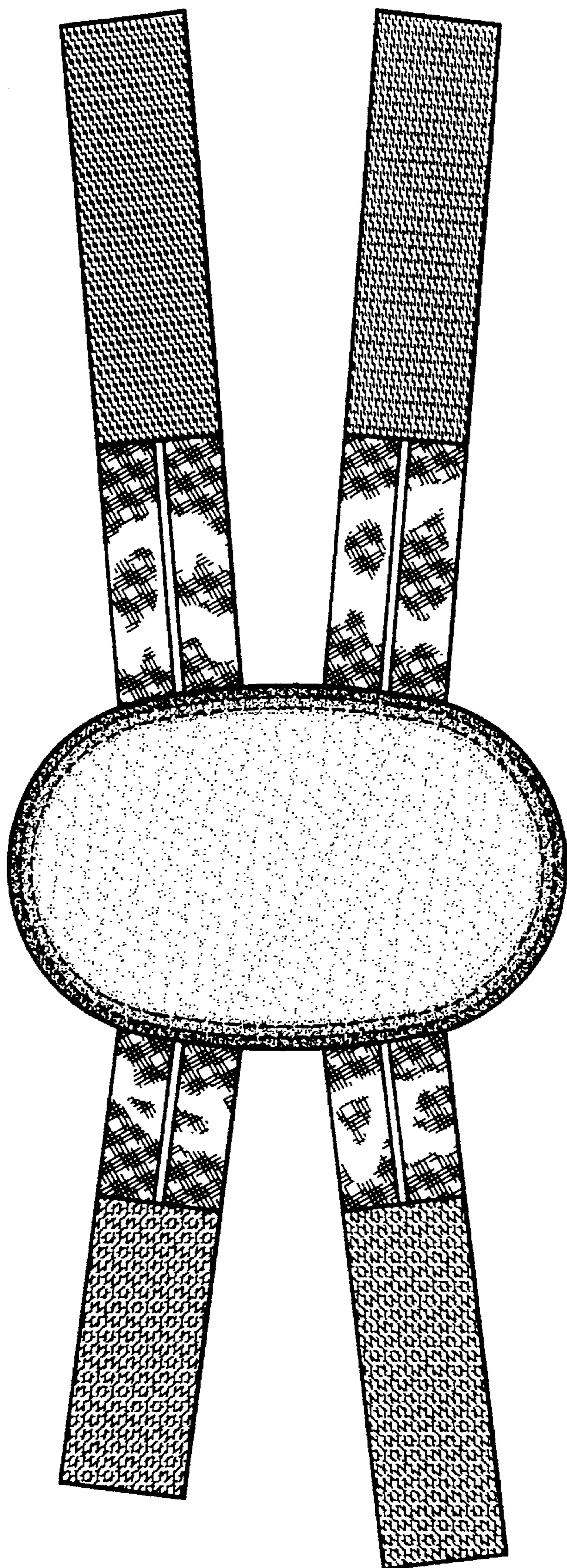


Fig. 6

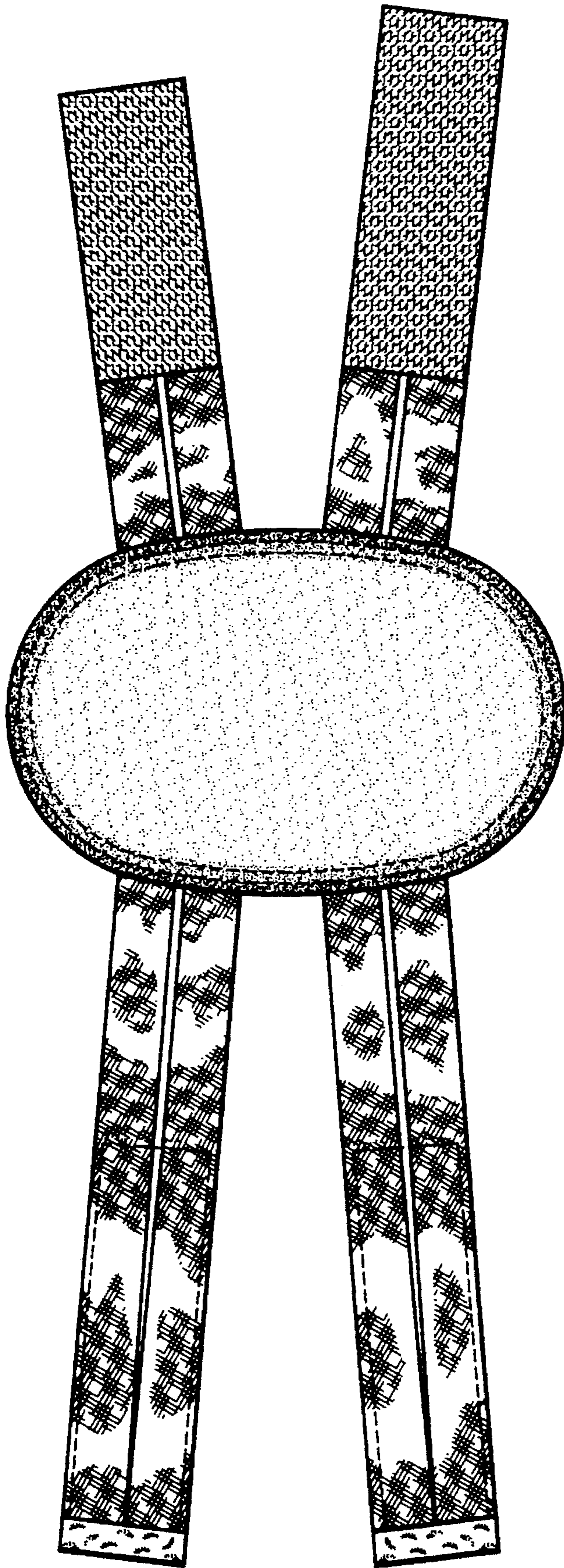


Fig. 7