



US00D373636S

**United States Patent** [19]

[11] **Patent Number: Des. 373,636**

**Martin**

[45] **Date of Patent: \*\*Sep. 10, 1996**

[54] **ROOT CANAL HANDPIECE**

*Primary Examiner*—Kay H. Chin

[76] **Inventor: Howard Martin**, 1006 Spring St.,  
Silver Spring, Md. 20910

*Attorney, Agent, or Firm*—Walter G. Finch; Nancy A. Smith

[\*\*] **Term: 14 Years**

[57] **CLAIM**

The ornamental design for a root canal handpiece, as shown and described.

[21] **Appl. No.: 43,057**

**DESCRIPTION**

[22] **Filed: Aug. 24, 1995**

[52] **U.S. Cl.** ..... **D24/152; D24/180**

FIG. 1 is top perspective view of a root canal handpiece showing my new design;

[58] **Field of Search** ..... D24/176–182,  
D24/152, 153, 154, 133; 433/116, 141,  
229, 174, 173, 88, 82, 80, 124, 114, 29

FIG. 2 is a left side perspective view thereof, the right side view being symmetrical thereto;

FIG. 3 is a bottom perspective view thereof;

[56] **References Cited**

**U.S. PATENT DOCUMENTS**

2,917,828	12/1959	Page	.....	433/82
4,321,039	3/1982	Schuss et al.	.....	433/82
4,403,956	9/1983	Nakanishi	.....	433/82
4,957,483	9/1990	Gonser et al.	.....	433/80

FIG. 4 is a front perspective view thereof, along line 4—4 of FIG. 2; and,

FIG. 5 is a rear perspective view thereof, along line 5—5 of FIG. 2.

**1 Claim, 1 Drawing Sheet**

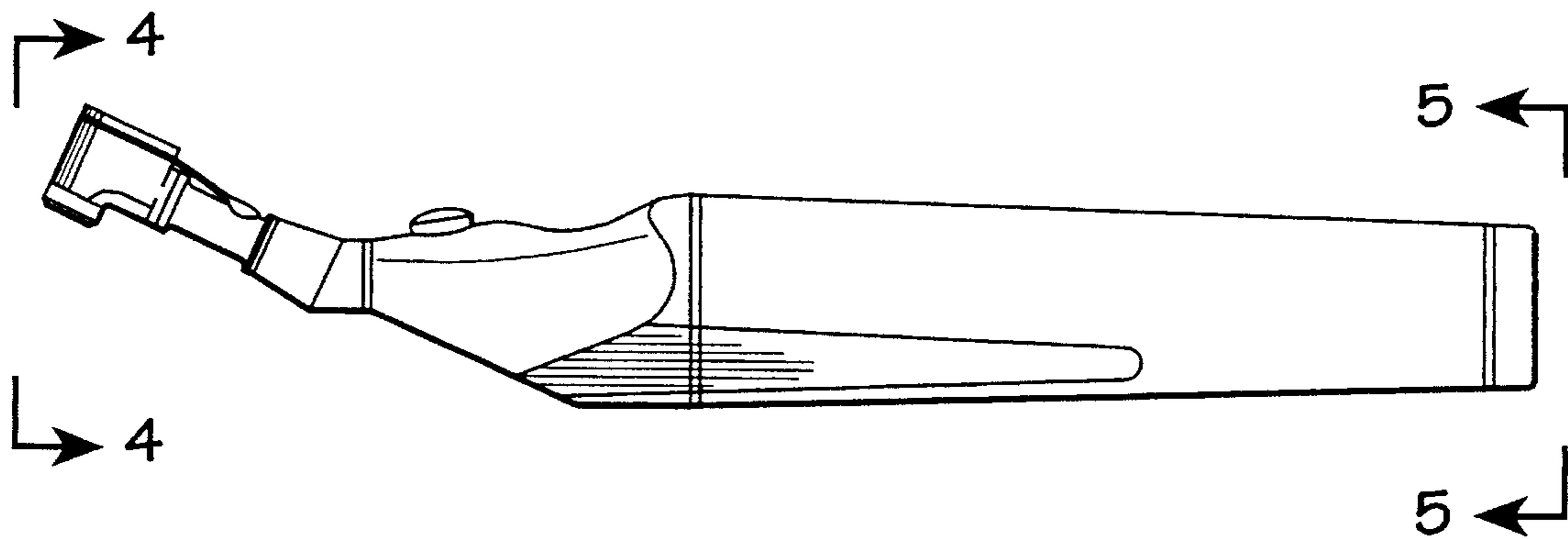


FIG. 1

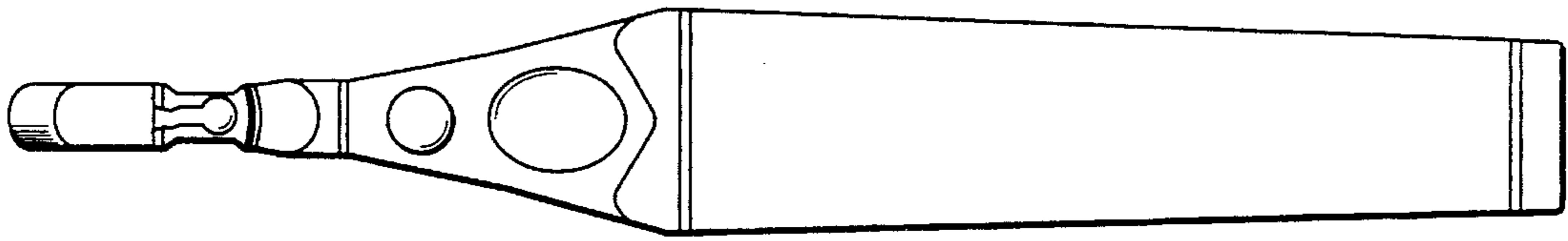


FIG. 2

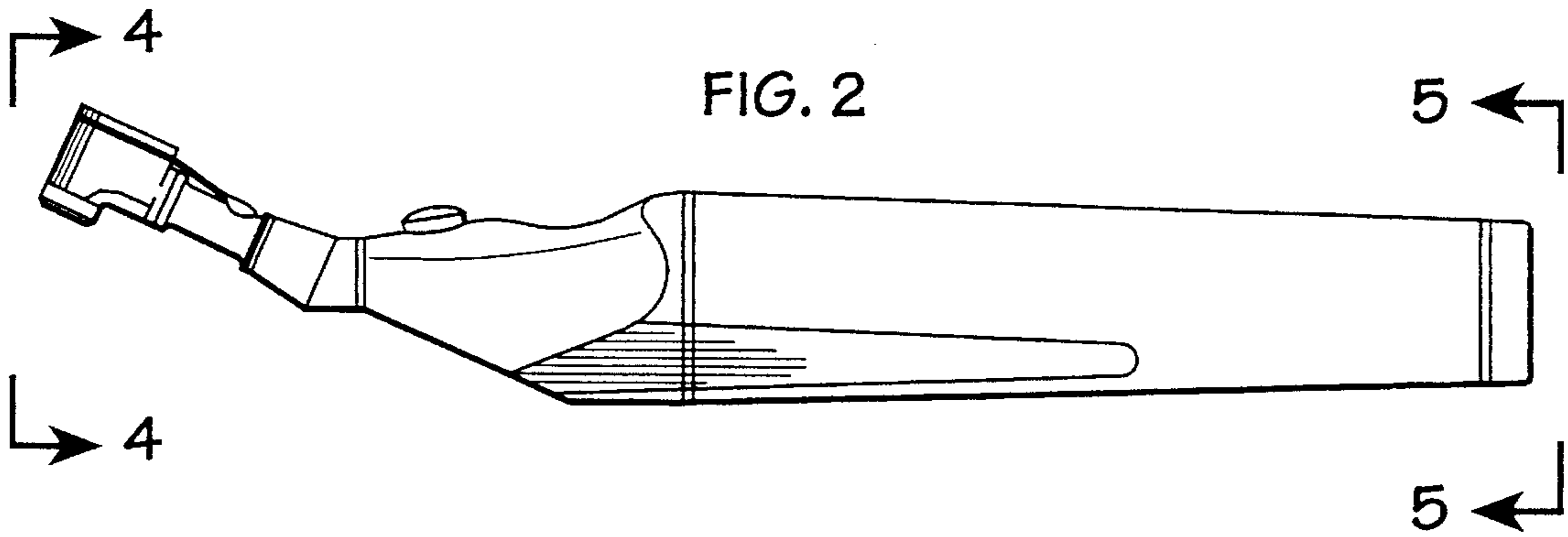


FIG. 3

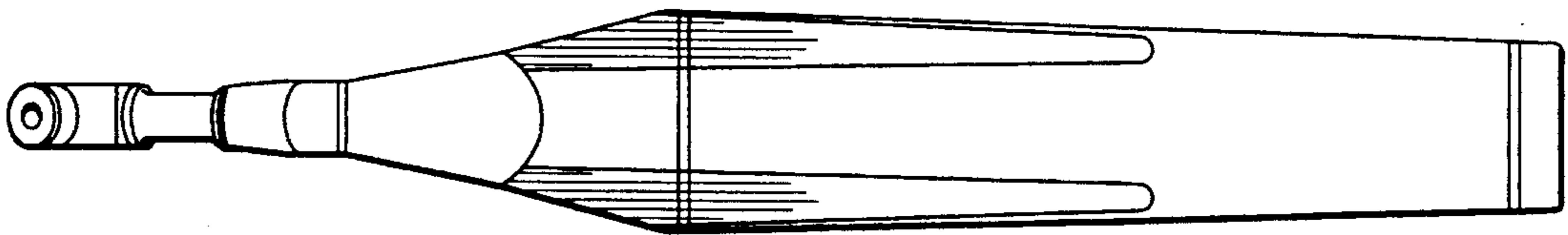


FIG. 4

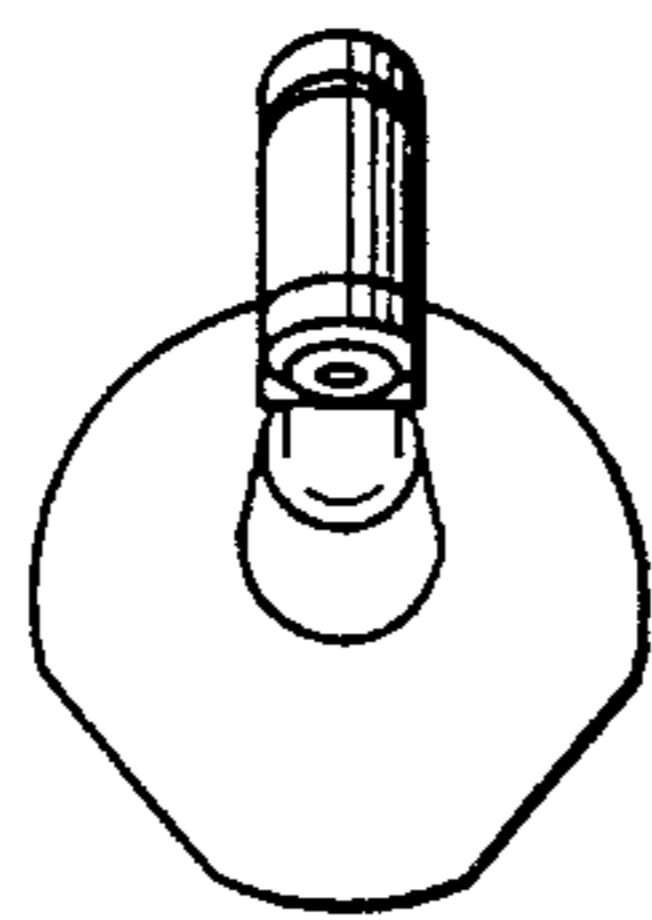


FIG. 5

