



US00D373621S

United States Patent [19]

Doughty et al.

[11] Patent Number: **Des. 373,621**

[45] Date of Patent: ****Sep. 10, 1996**

[54] FAUCET SET

[75] Inventors: **Frederic C. Doughty**, S. Pasadena;
Darren M. Mark, Castaic, both of Calif.

[73] Assignee: **Emhart Inc.**, Newark, Del.

[**] Term: **14 Years**

[21] Appl. No.: **44,371**

[22] Filed: **Sep. 22, 1995**

[52] U.S. Cl. **D23/242**

[58] Field of Search D23/238-243,
D23/250-257; 4/675-678; 137/801

[56] **References Cited**

U.S. PATENT DOCUMENTS

- D. 216,692 3/1970 Young .
- D. 237,613 11/1975 Saporito et al. .
- D. 258,525 3/1981 Thevenot .
- D. 265,498 7/1982 Paul D23/242
- D. 265,579 7/1982 Paul D23/242
- D. 265,580 7/1982 Paul D23/242
- D. 289,318 4/1987 Yost .

- D. 298,274 10/1988 Fabian D23/242
- D. 301,918 7/1989 Fabian D23/242
- D. 360,016 7/1995 Hsieh D23/241

Primary Examiner—Stella Reid
Assistant Examiner—E. Watterson
Attorney, Agent, or Firm—J. Bruce Hoofnagle

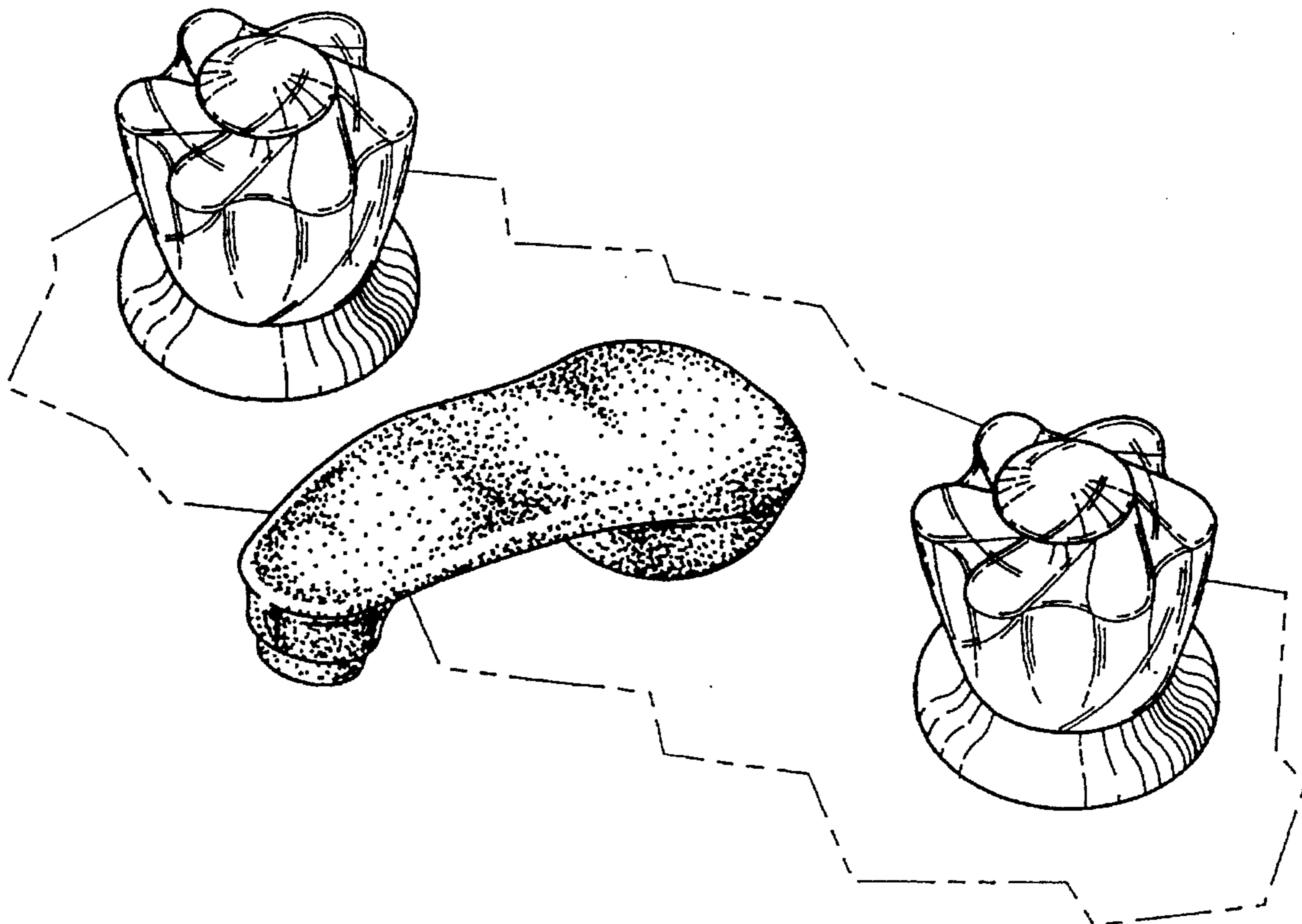
[57] CLAIM

The ornamental design for faucet set, as shown and described.

DESCRIPTION

FIG. 1 is a perspective view of a faucet set, showing my new design;
FIG. 2 is a front elevational view thereof;
FIG. 3 is a rear elevational view thereof;
FIG. 4 is a right side view, the opposite side being a mirror image thereof;
FIG. 5 is a top plan view thereof; and,
FIG. 6 is a bottom plan view thereof.
The broken line showing is for illustrative purposes only and forms no part of the claimed design.

1 Claim, 3 Drawing Sheets



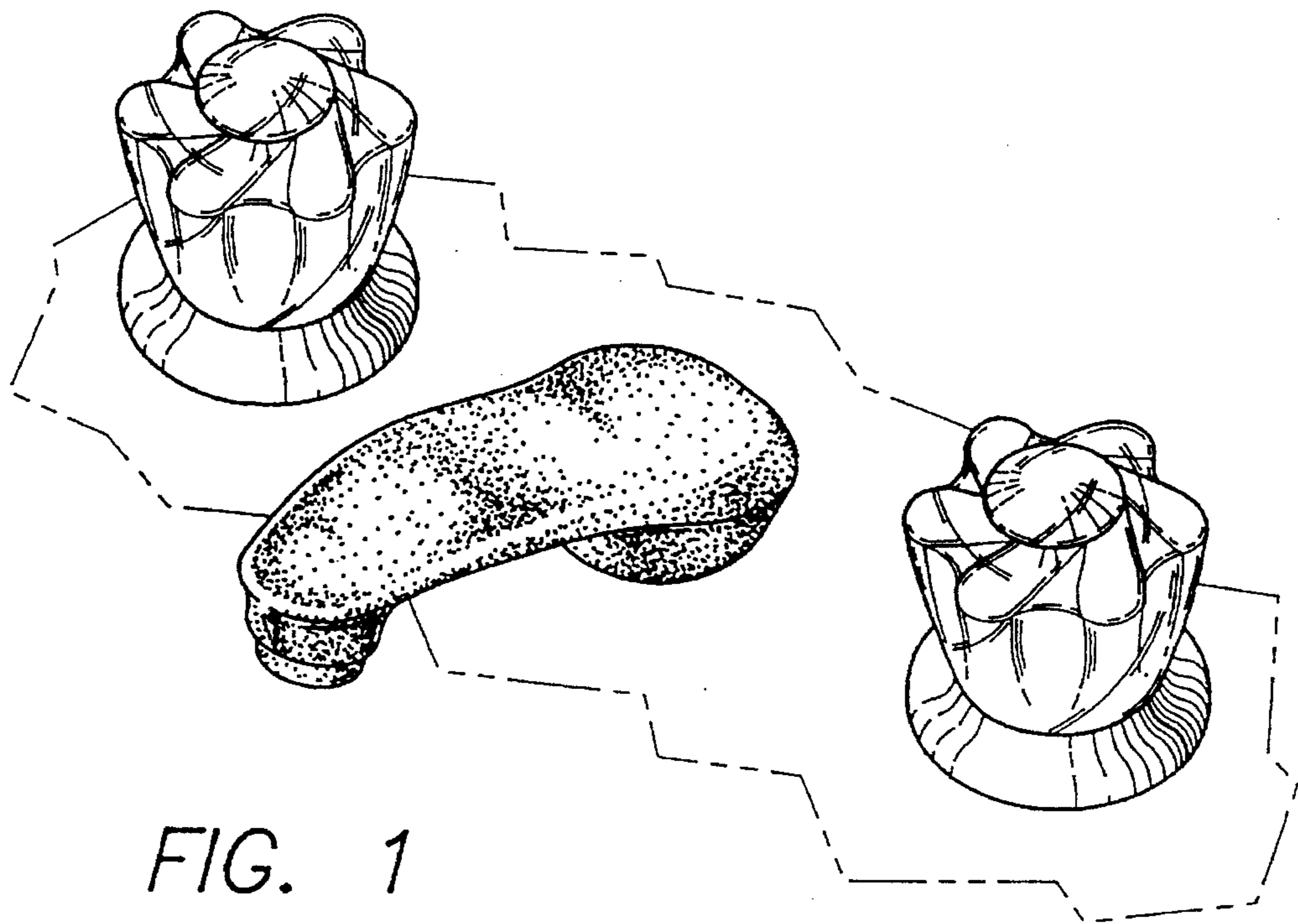


FIG. 1

FIG. 2

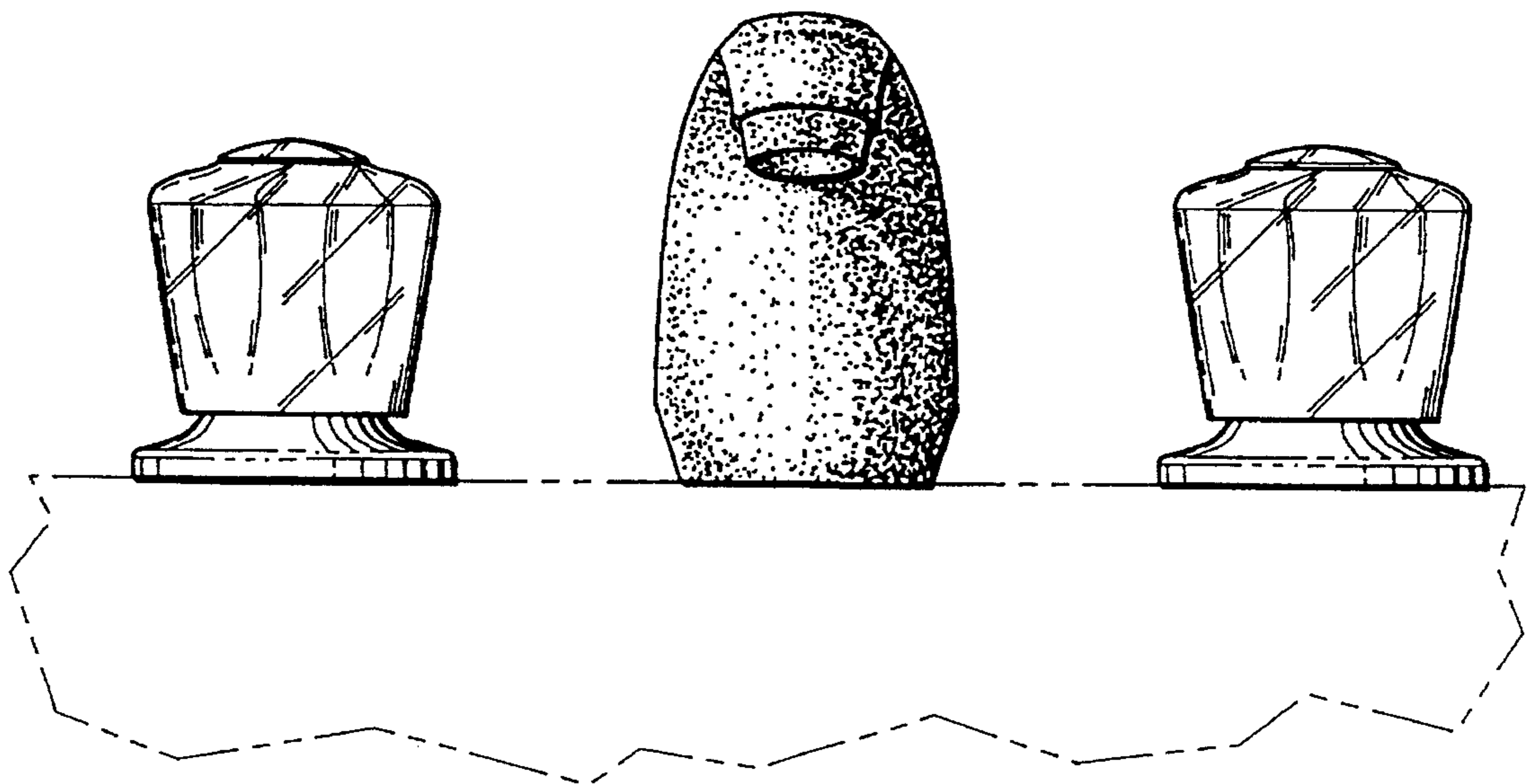


FIG. 3

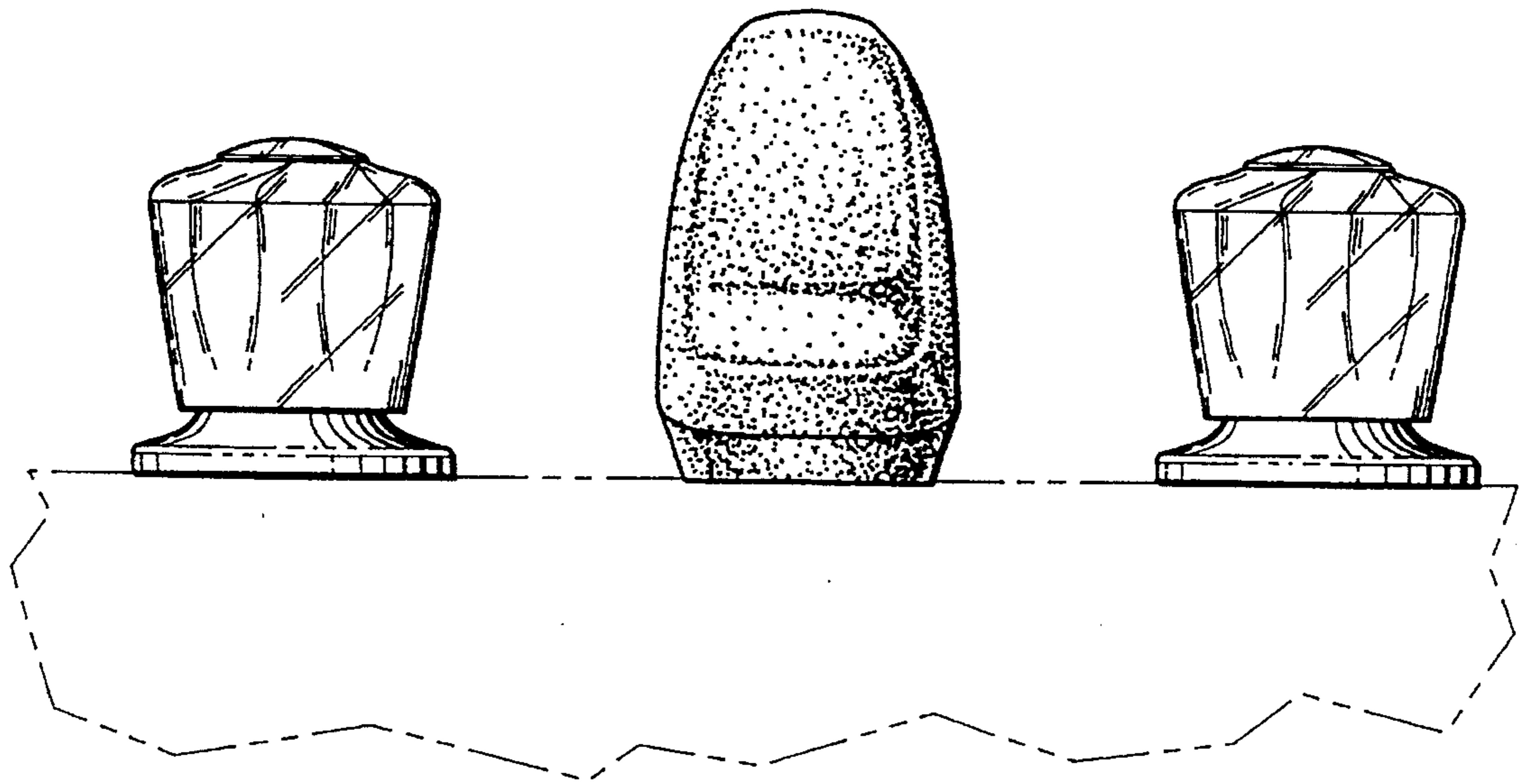


FIG. 4

