



US00D373598S

United States Patent [19]

Engel

[11] Patent Number: **Des. 373,598**

[45] Date of Patent: ****Sep. 10, 1996**

[54] **BOOK**

[76] Inventor: **Peter H. Engel**, 144 N. Robertson Blvd., Los Angeles, Calif. 90048-3102

[**] Term: **14 Years**

[21] Appl. No.: **41,310**

[22] Filed: **Jul. 11, 1995**

[52] U.S. Cl. **D19/26; 281/15.1**

[58] Field of Search **D19/26, 27, 28; 434/339, 317; 281/29, 31, 15.1, 21.1, 35, 45, 46; 412/19, 17, 18; 283/63.1, 64; 29/237.5**

[56] **References Cited**

U.S. PATENT DOCUMENTS

1,395,754	11/1921	Wigginton	29/237.5
1,536,495	5/1925	Hill	29/237.5
2,743,467	5/1956	Gustafson	412/19
3,204,986	9/1965	Tooker	412/17 X
3,210,093	10/1965	Steidinger	281/21.1

FOREIGN PATENT DOCUMENTS

581516	7/1933	Germany	281/21.1
--------	--------	---------	----------

OTHER PUBLICATIONS

Office Appliances, Feb. 1954, p. 59, book on top of page.

Primary Examiner—Susan J. Lucas

Assistant Examiner—Pamela Burgess

Attorney, Agent, or Firm—Fattibene and Fattibene; Arthur T. Fattibene; Paul A. Fattibene

[57] **CLAIM**

The ornamental design for a book, as shown and described.

DESCRIPTION

FIG. 1 is a right front perspective view of a book showing my new design;

FIG. 2 is a right side elevational view thereof, the other side being a mirror image;

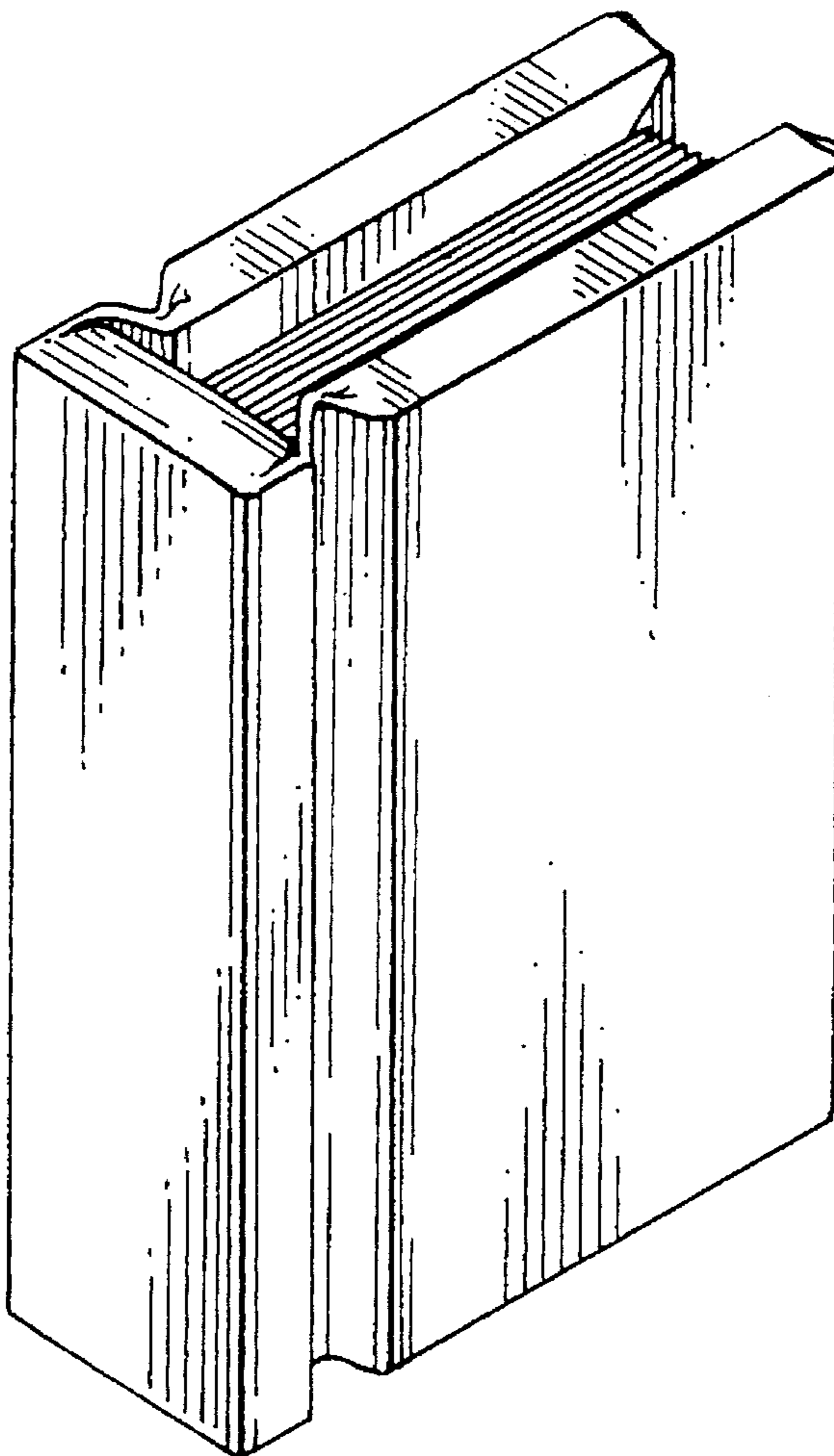
FIG. 3 is a front side elevational view thereof;

FIG. 4 is a back side elevational view thereof;

FIG. 5 is a top plan view thereof, the bottom being a mirror image; and,

FIG. 6 is a back open perspective view thereof.

1 Claim, 1 Drawing Sheet



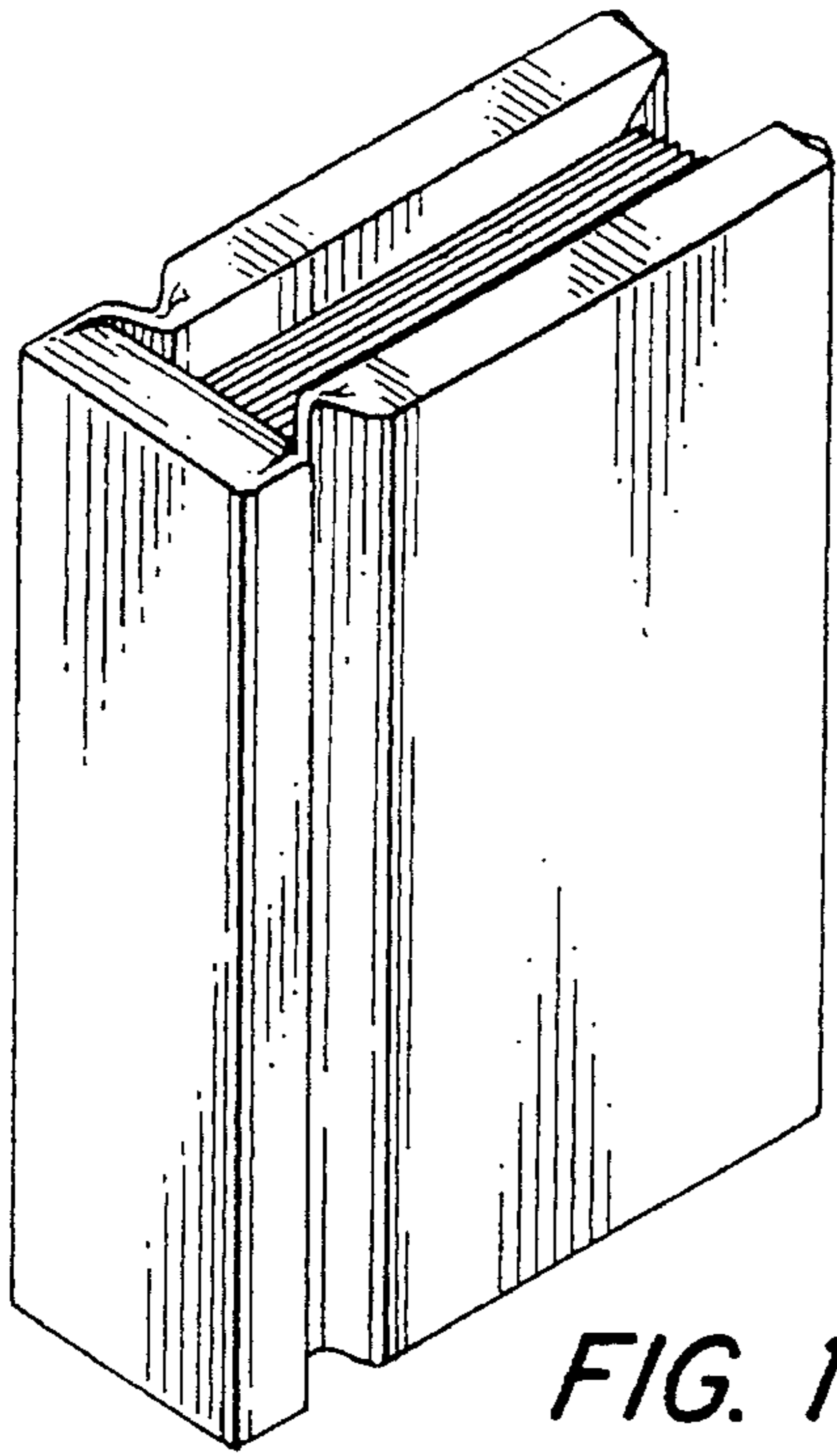


FIG. 1




FIG. 2




FIG. 3




FIG. 4

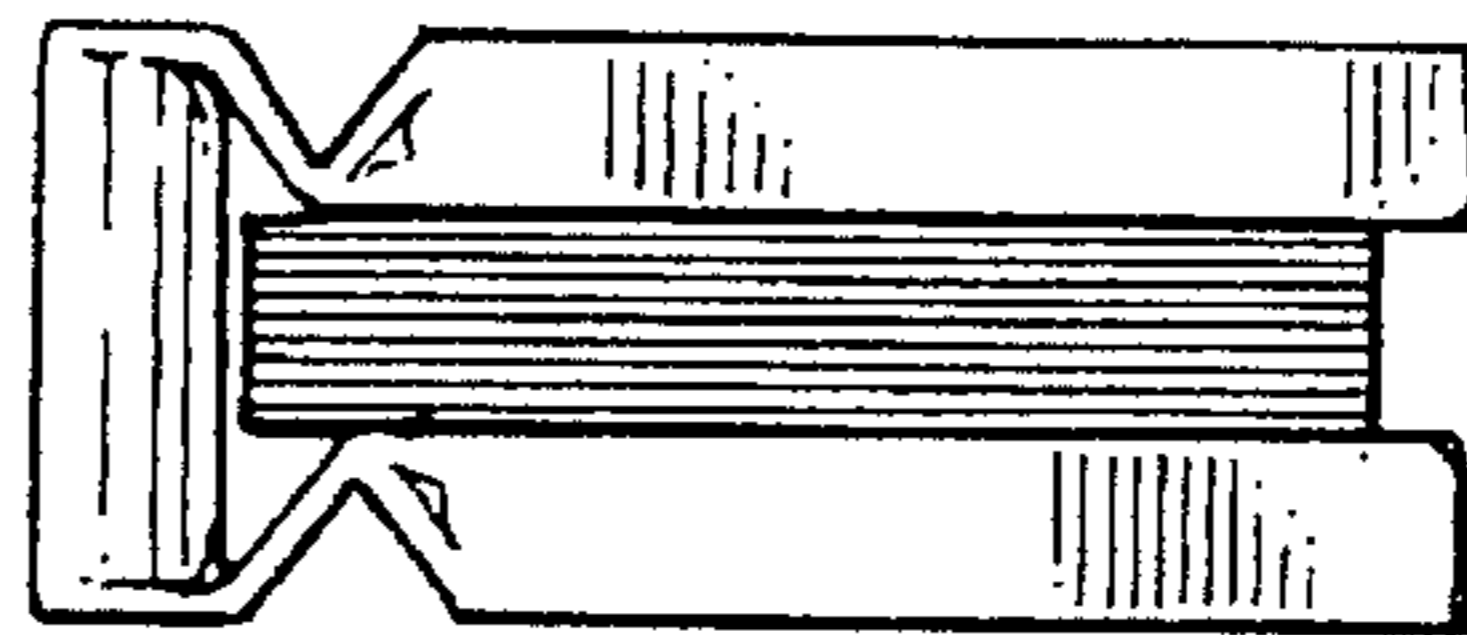


FIG. 5

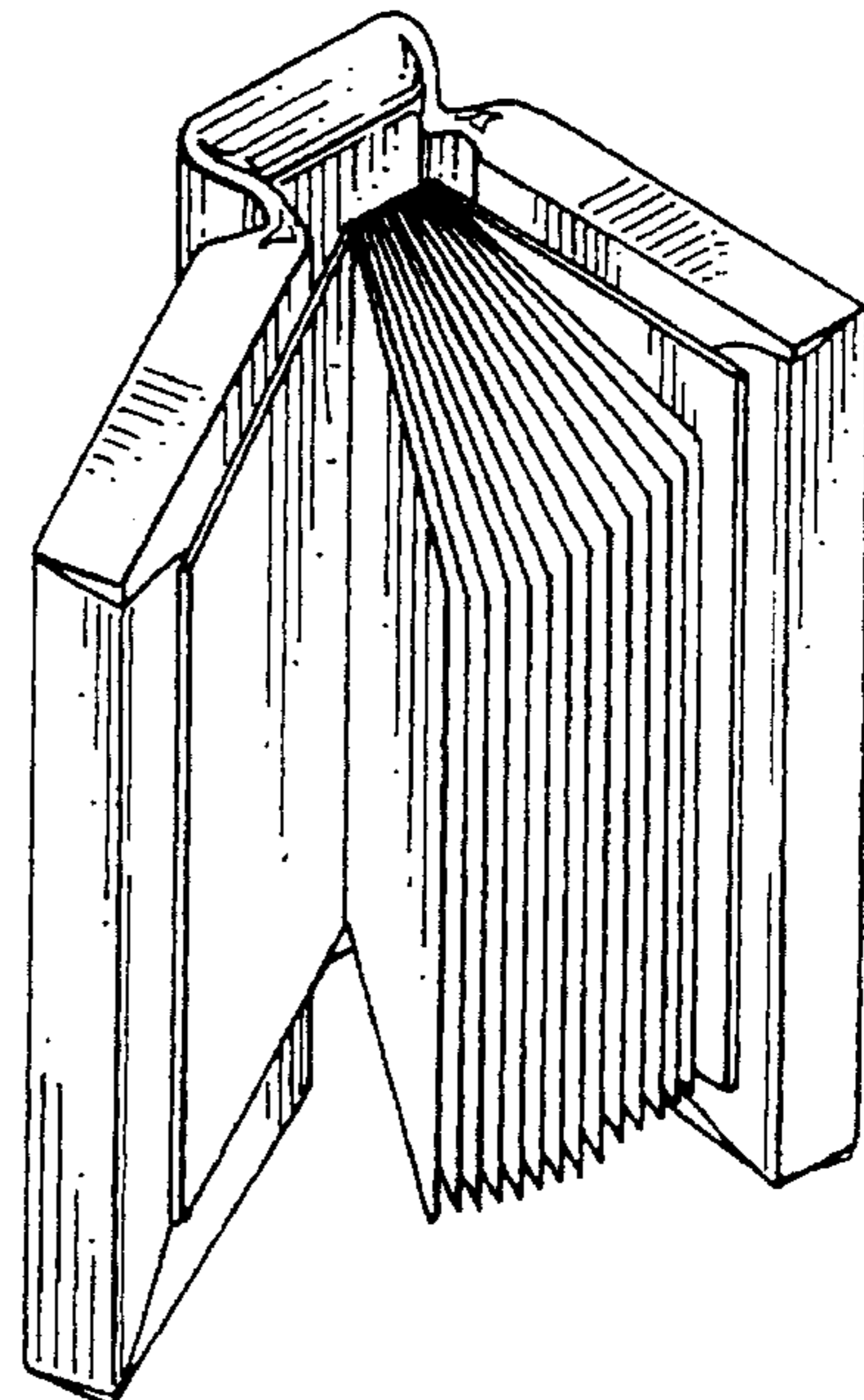


FIG. 6