



US00D373585S

United States Patent [19]

Nagele et al.

[11] Patent Number: **Des. 373,585**

[45] Date of Patent: ****Sep. 10, 1996**

[54] **MODULAR BASE FOR A CORDLESS PORTABLE TELEPHONE**

[75] Inventors: **Albert L. Nagele**, Wilmette; **Leonid Soren**, Lincolnwood, both of Ill.

[73] Assignee: **Motorola, Inc.**, Schaumburg, Ill.

[**] Term: **14 Years**

[21] Appl. No.: **44,928**

[22] Filed: **Oct. 3, 1995**

[52] U.S. Cl. **D14/149; D14/243**

[58] Field of Search **D14/137, 138, D14/140, 142, 149-151, 240, 241, 243, 245, 100; 379/419, 420, 428, 440, 433-436; 455/89, 90; D18/6.7; D13/164**

[56] **References Cited**

U.S. PATENT DOCUMENTS

- D. 239,291 3/1976 Kurozumi D18/7
- D. 259,349 5/1981 Hirata et al. D18/7
- D. 298,034 10/1988 Yoshiharu D14/148 X
- D. 313,012 12/1990 Pataki et al. D14/100

- D. 343,614 1/1994 Khoo et al. D14/142
- D. 343,827 2/1994 Piret D13/164
- D. 343,854 2/1994 Suzuki D18/7
- D. 345,548 3/1994 Giebler et al. D14/100
- D. 345,976 4/1994 Franks et al. D14/149
- D. 349,501 8/1994 Fan D14/240
- D. 361,331 8/1995 Bryant D14/149
- D. 363,732 10/1995 Suzuki et al. D14/100

Primary Examiner—Jeffrey Asch
Attorney, Agent, or Firm—John G. Rauch

[57] **CLAIM**


The ornamental design for a modular base for a cordless portable telephone, as shown and described.

DESCRIPTION

FIG. 1 is a top, left, front perspective view of a modular base for a cordless portable telephone showing our new design; FIG. 2 is a bottom plan view thereof; FIG. 3 is a rear elevational view thereof; and, FIG. 4 is a right elevational view thereof.

The broken lines shown in FIGS. 1-4 are for illustrative purposes only and form no part of the claimed design.

1 Claim, 3 Drawing Sheets



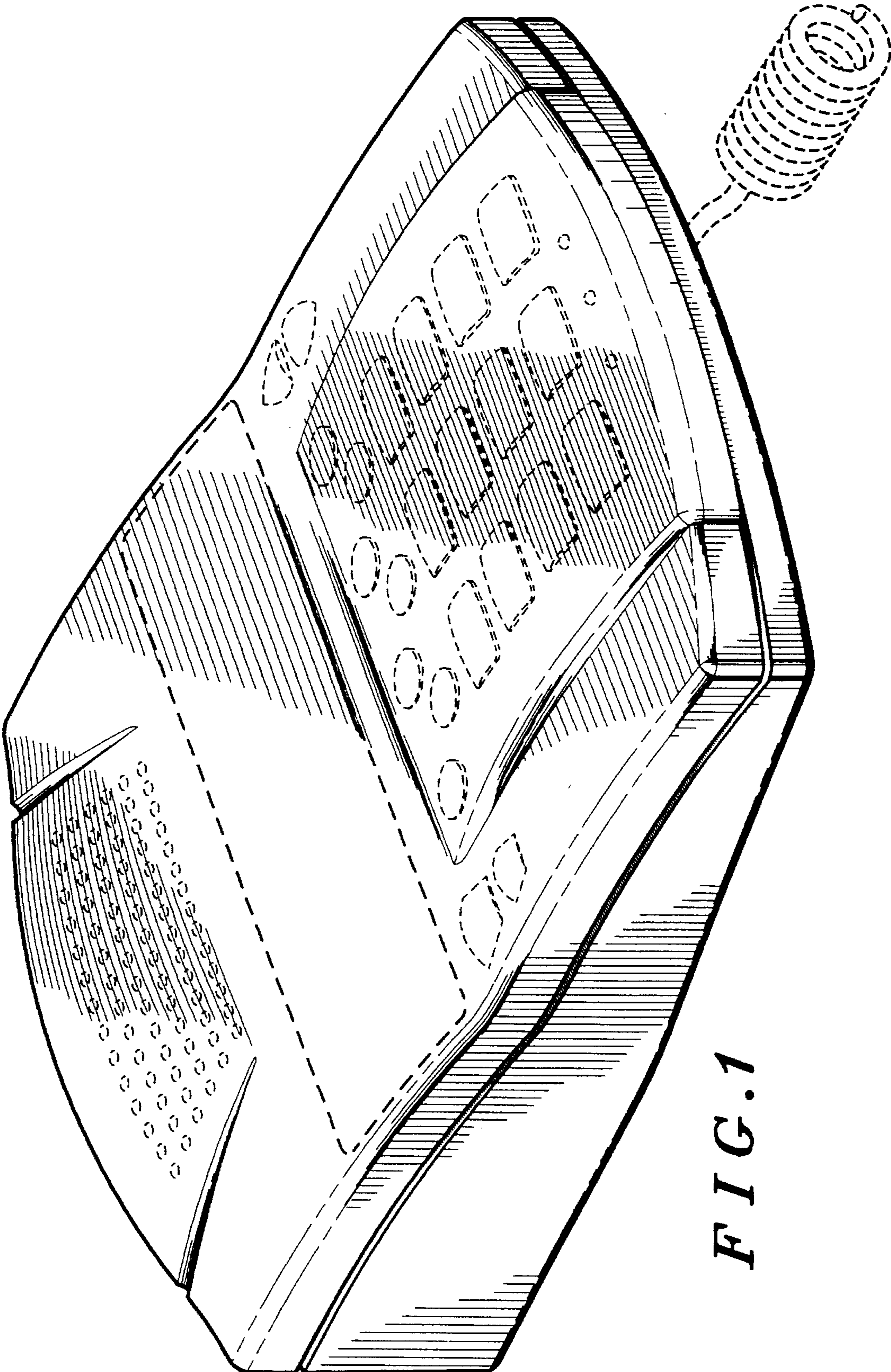


FIG. 1

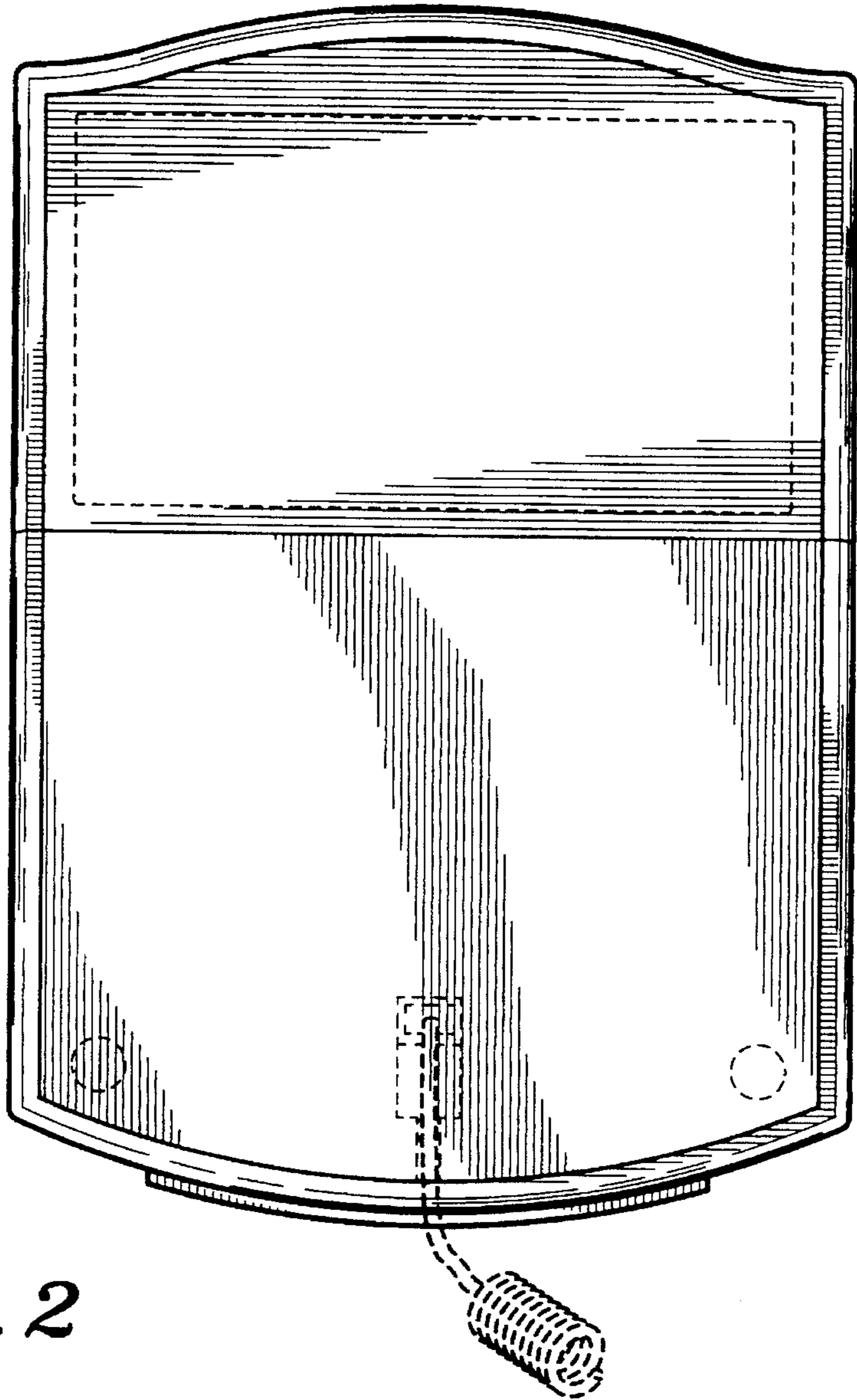


FIG. 2

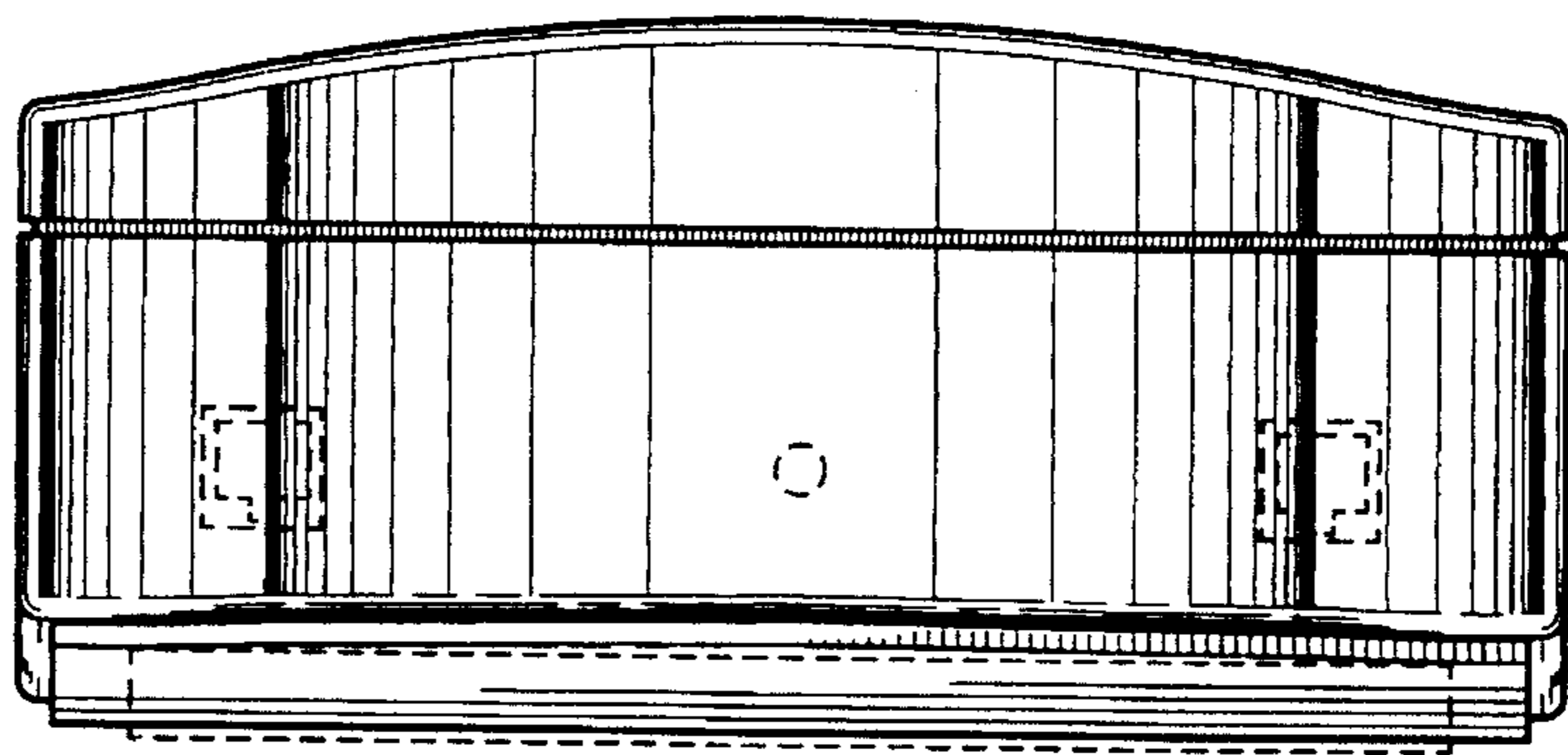


FIG. 3

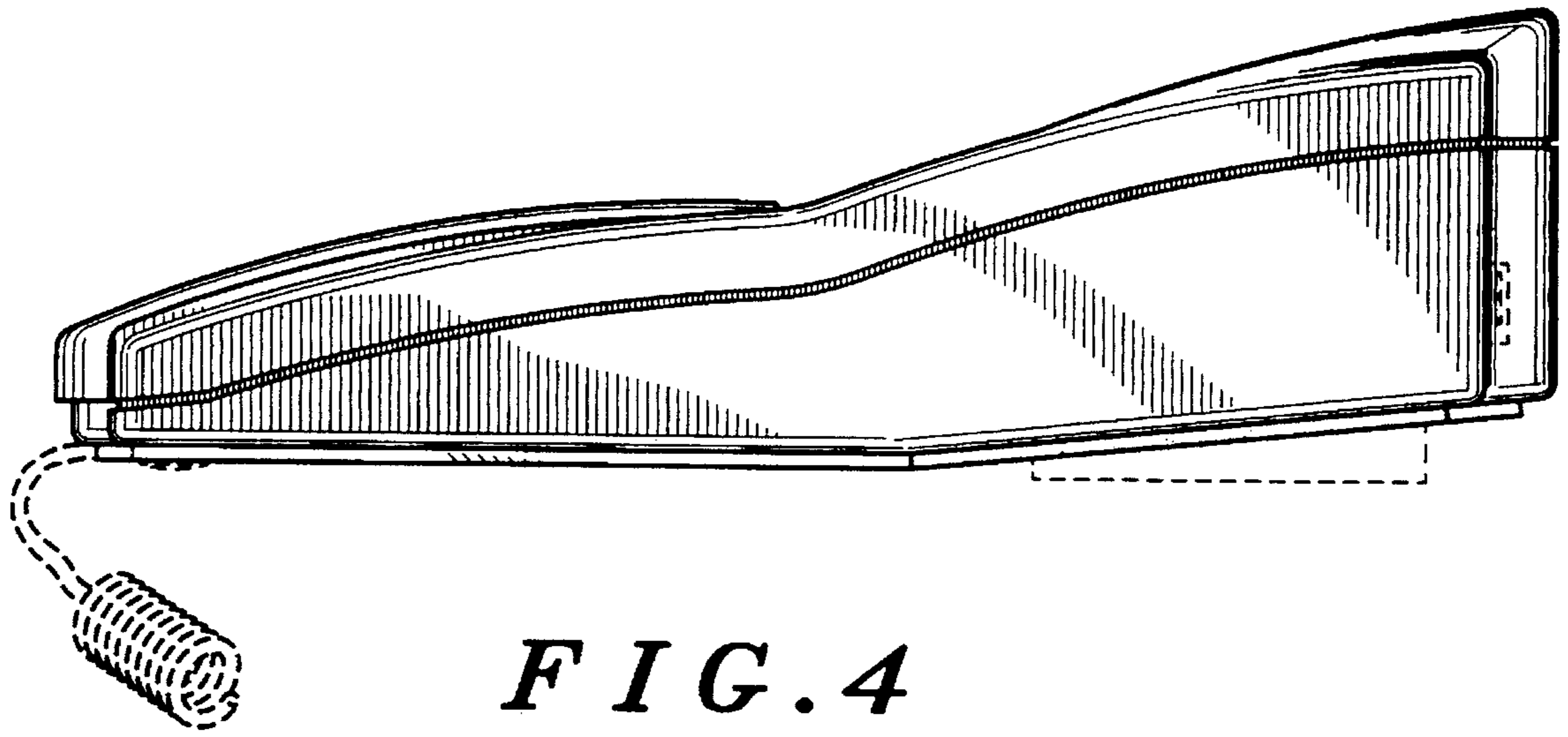


FIG. 4