



US00D373575S

United States Patent [19]

Fornes et al.

[11] Patent Number: **Des. 373,575**

[45] Date of Patent: ****Sep. 10, 1996**

[54] **FINANCIAL INPUT DEVICE**
[75] Inventors: **J. E. Alcaniz Fornes, Chiva; J. Boixadera Ferrer, La Eliana, both of Spain**

D. 319,632 9/1991 Heimburger D14/115
D. 327,877 7/1992 Martin D14/105
D. 358,590 5/1995 Weirsmann D14/115
4,555,193 11/1985 Stone 400/489 X

[73] Assignee: **International Business Machines Corporation, Armonk, N.Y.**

Primary Examiner—Freda Nunn
Attorney, Agent, or Firm—Joscelyn G. Cockburn

[**] Term: **14 Years**

[57] CLAIM

[21] Appl. No.: **30,836**

The ornamental design for a financial input device, as shown and described.

[22] Filed: **Nov. 9, 1994**

DESCRIPTION

[30] Foreign Application Priority Data

FIG. 1 is a top, front perspective view of a financial input device;

May 9, 1994 [ES] Spain 132623

FIG. 2 is a front elevational view of the financial input device;

[52] U.S. Cl. **D14/100; D18/4**

FIG. 3 is a rear elevational view of the financial input device;

[58] Field of Search D14/100, 101, D14/106, 115, 105; D18/1, 2, 7, 11, 12, 4; 235/145 A, 145 R; 200/5 A, 5 R, 6 A, 6 R; 345/168; 341/22, 23; 364/708.1, 404, 405; 400/472, 479, 484-486, 487, 489

FIG. 4 is a top plan view of the financial input device;

FIG. 5 is a left side elevational view of the financial input device; and,

FIG. 6 is a right side elevational view of the financial input device.

[56] References Cited

U.S. PATENT DOCUMENTS

D. 221,384 8/1971 Molyneaux D14/105

1 Claim, 5 Drawing Sheets

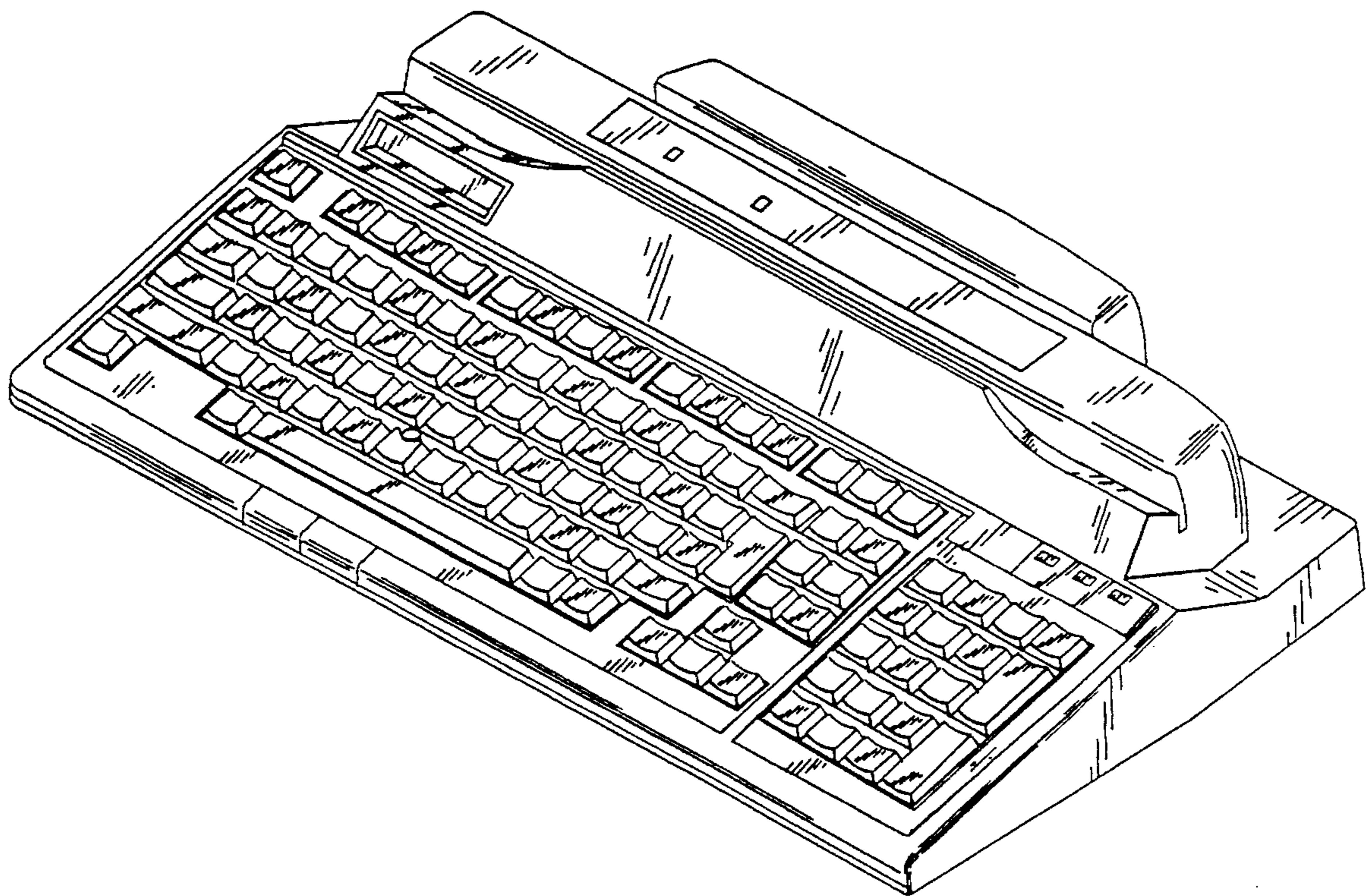


FIG. 1

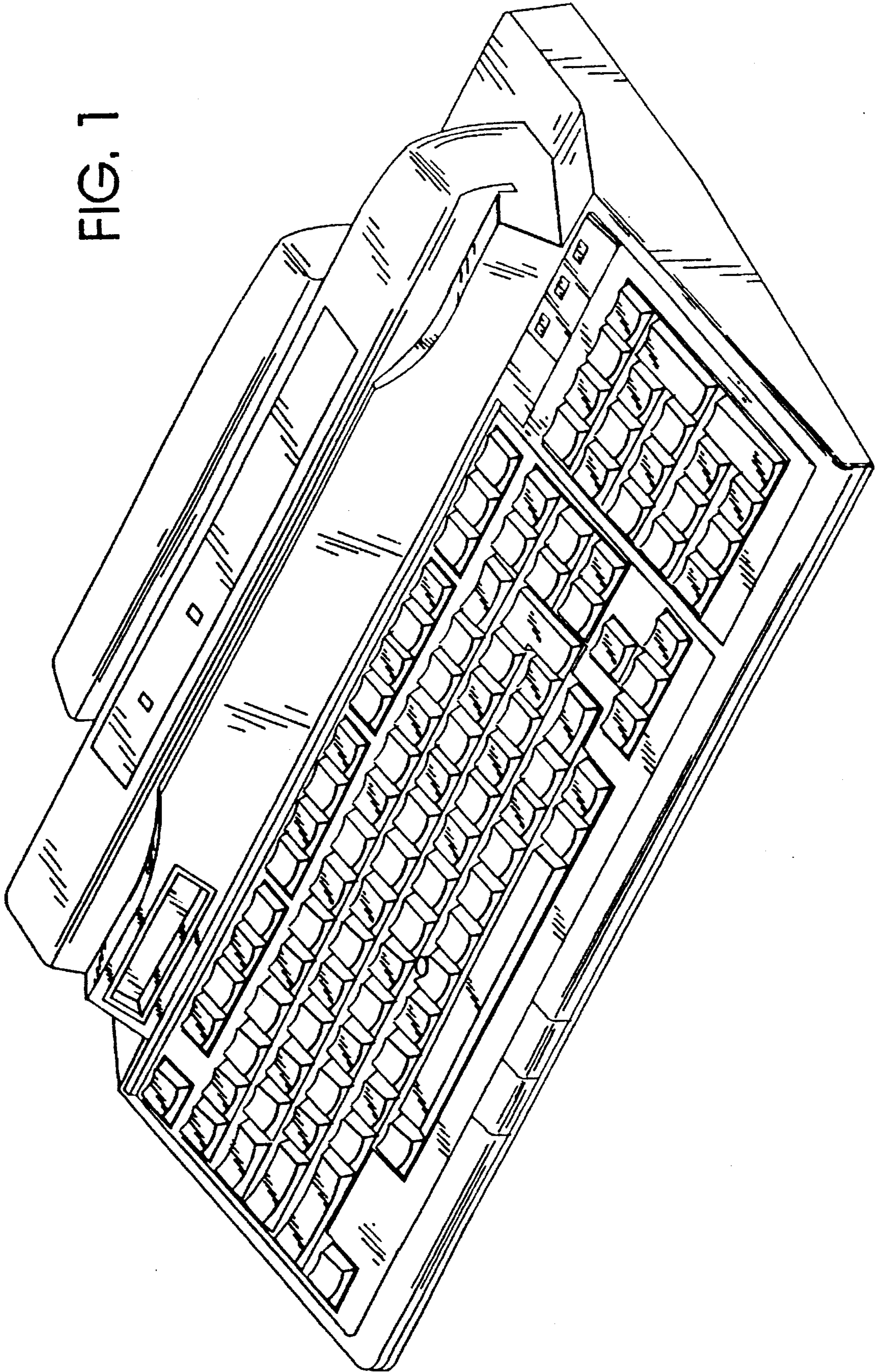


FIG. 2

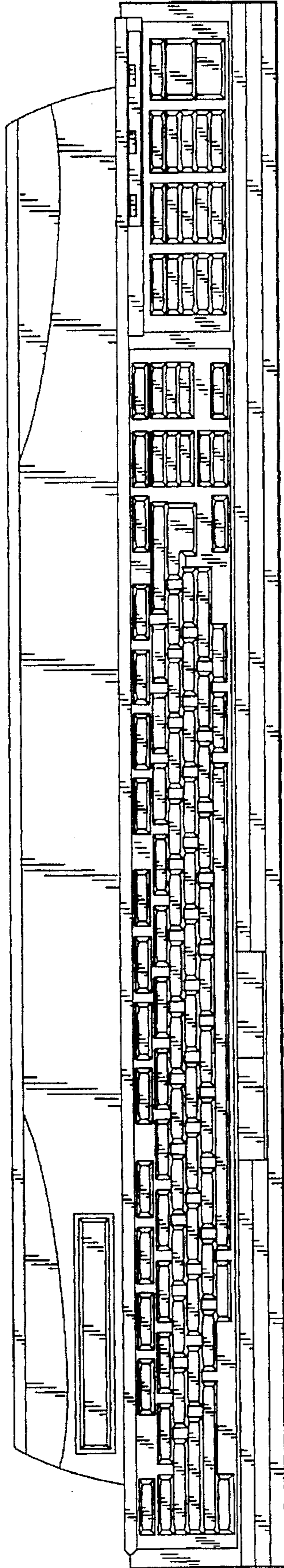


FIG. 3




FIG. 4

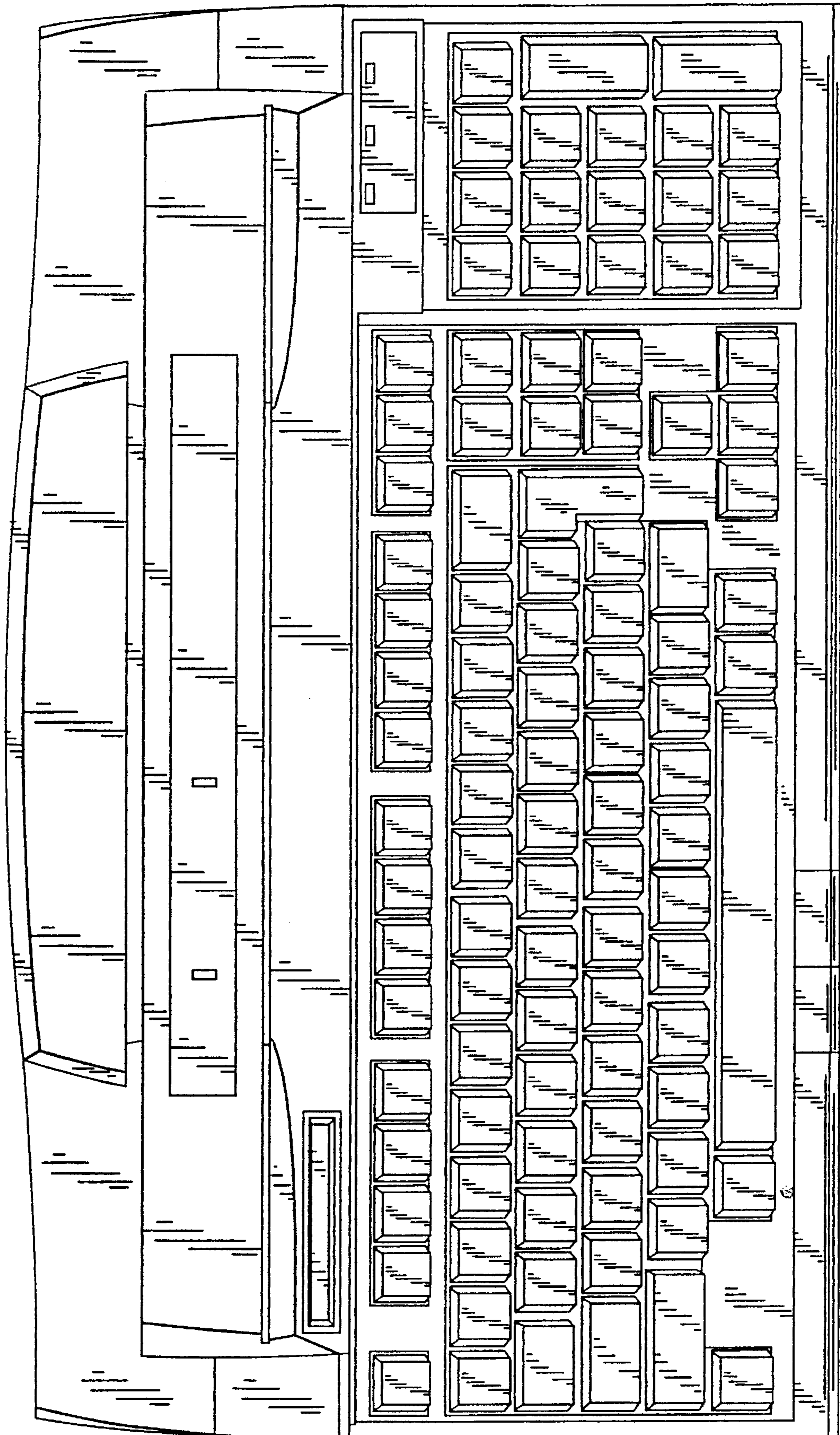


FIG. 5

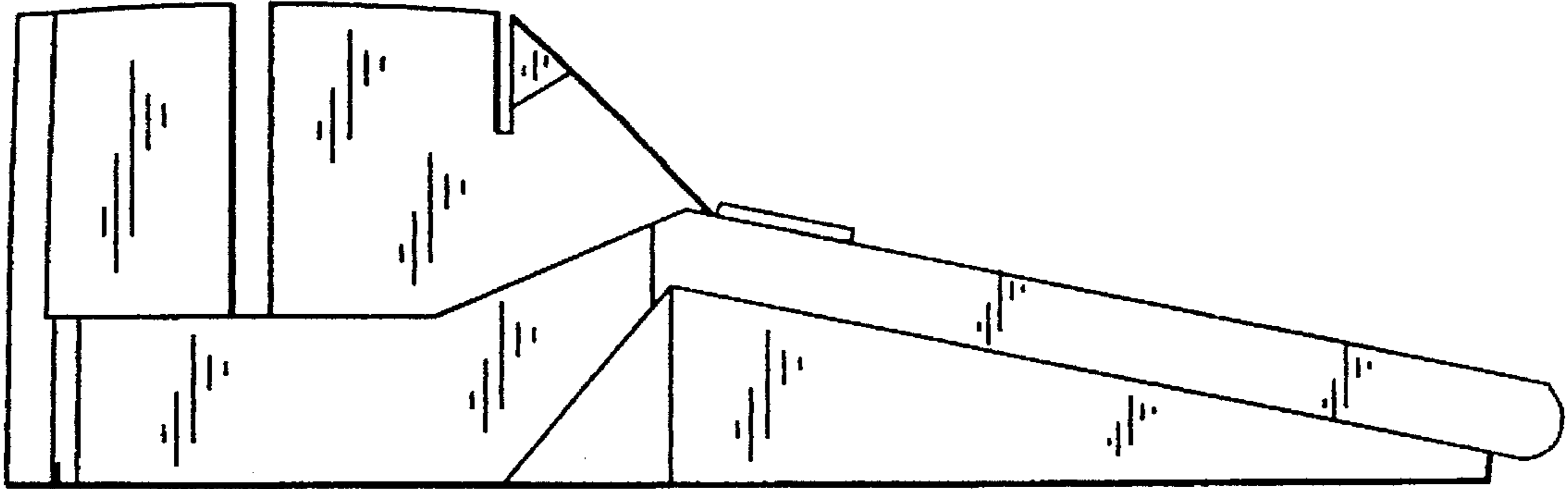


FIG. 6

