



US00D373567S

United States Patent [19]

[11] **Patent Number: Des. 373,567**

Rak et al.

[45] **Date of Patent: **Sep. 10, 1996**

[54] **OVERMOLDED HOUSING FOR AN INTERFACE CABLE**

4,445,742 5/1984 Fullam 339/61 M
4,585,290 4/1986 Knickerbocker et al. 339/97 R
4,704,091 11/1987 Owens et al. 439/606 X

[76] Inventors: **Roman P. Rak**, 5154 44th Avenue, Delta, British Columbia, Canada, V4K 1C3; **William E. Fenton**, 16476 84A Avenue, Surrey, British Columbia, Canada, V4N 3G8

Primary Examiner—Joel Sincavage
Attorney, Agent, or Firm—Charles W. Bethards; Kevin A. Buford

[**] Term: **14 Years**

[57] **CLAIM**

The ornamental design for an overmolded housing for an interface cable, as shown and described.

[21] Appl. No.: **40,946**

DESCRIPTION

[22] Filed: **Jun. 30, 1995**

[52] U.S. Cl. **D13/133**

[58] **Field of Search** D13/133, 137, D13/138, 146, 147; 439/597, 600, 606, 682, 692

FIG. 1 is a perspective view showing a top, right, and front side of a preferred embodiment of our new design for an overmolded housing for an interface cable in accordance with the present invention;

FIG. 2 is a left side elevational view thereof;

FIG. 3 is a bottom plan view thereof; and,

FIG. 4 is a rear elevational view thereof.

The broken line showing throughout the drawing figures is included for the purpose of illustrating environmental structure only and forms no part of the claimed design.

[56] **References Cited**

U.S. PATENT DOCUMENTS

D. 332,251 1/1993 Meinel D13/133 X
D. 356,293 3/1995 Riley et al. D13/133
3,020,518 2/1962 Camping et al. D13/133 X

1 Claim, 1 Drawing Sheet

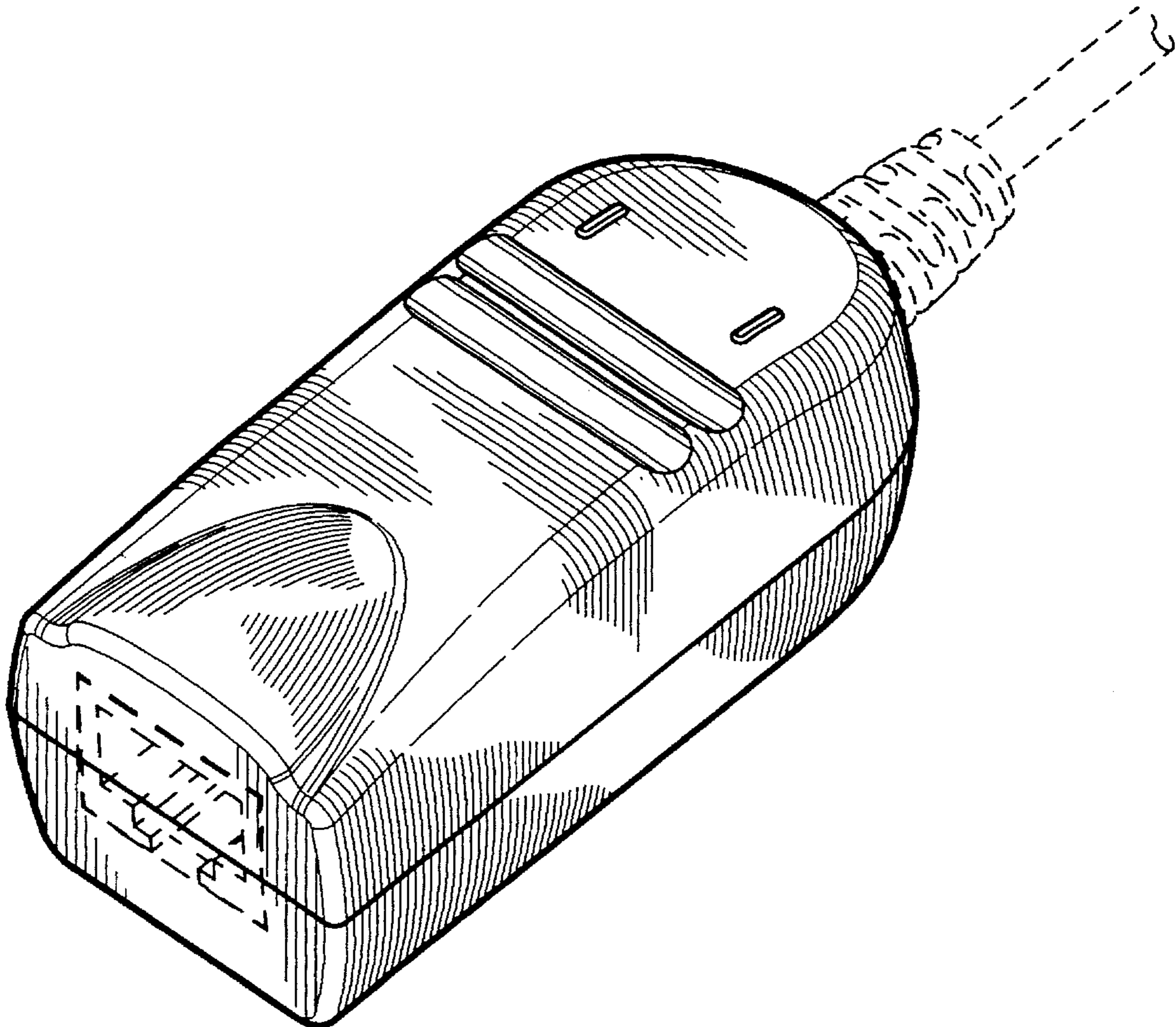


FIG. 1

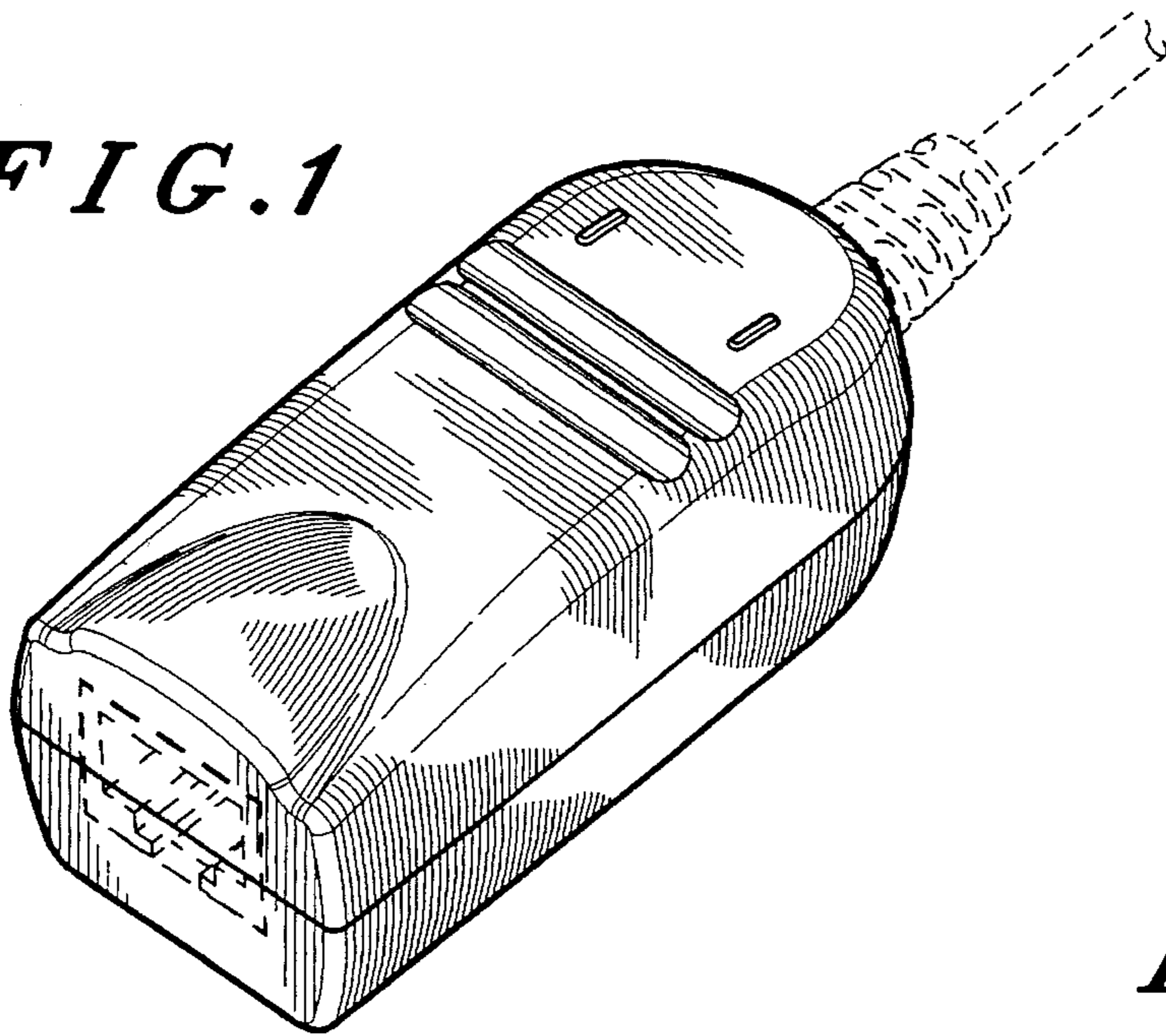


FIG. 4

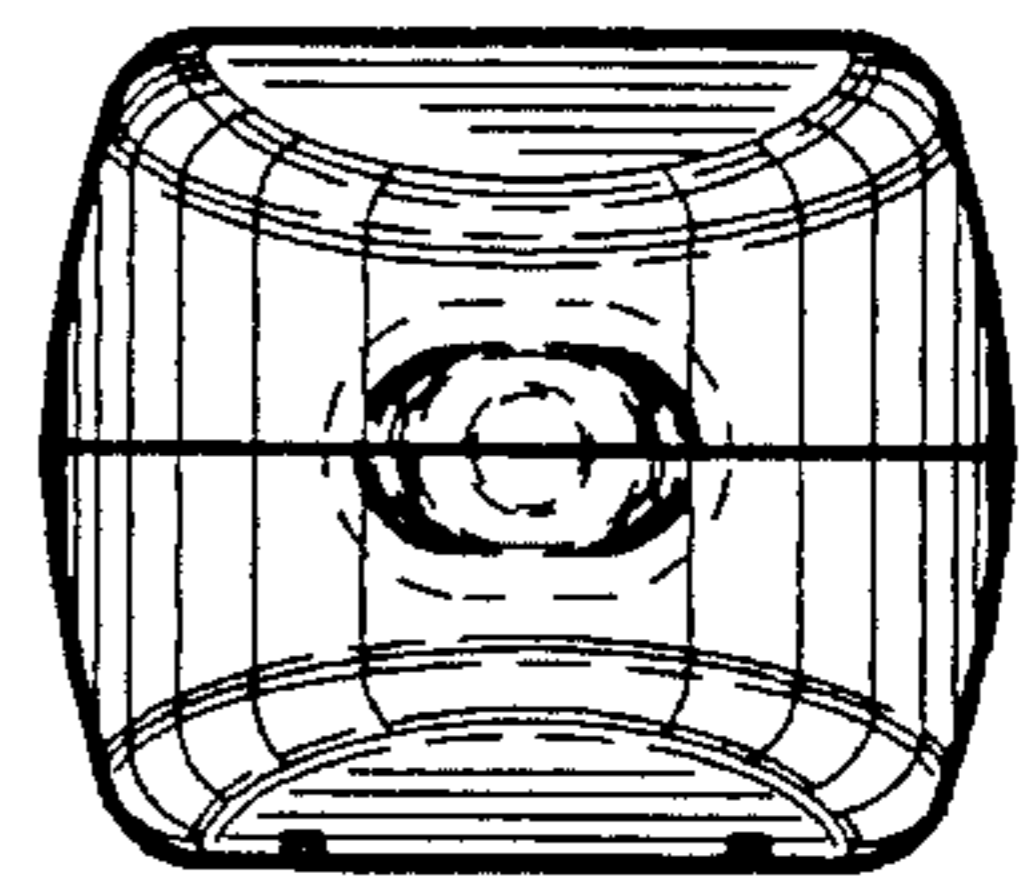


FIG. 3

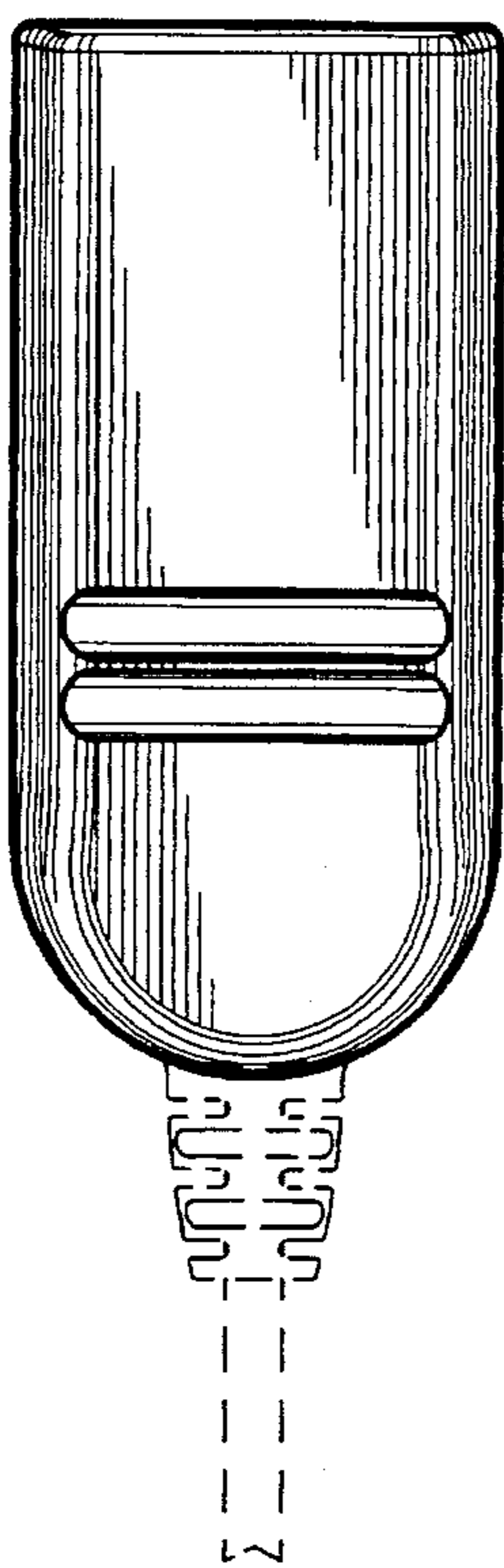


FIG. 2

