



US00D373556S

United States Patent [19]

Attinello et al.

[11] Patent Number: **Des. 373,556**

[45] Date of Patent: ****Sep. 10, 1996**

[54] TIRE TREAD

[75] Inventors: **John S. Attinello**, Hartville, Ohio;
Maurice Graas, Reichlange,
Luxembourg; **Karl E. Sundkvist**,
Akron, Ohio

[73] Assignee: **The Goodyear Tire & Rubber
Company**, Akron, Ohio

[**] Term: **14 Years**

[21] Appl. No.: **44,664**

[22] Filed: **Sep. 28, 1995**

Related U.S. Application Data

[62] Division of Ser. No. 18,173, Jan. 31, 1994, Pat. No. Des.
366,858.

[52] U.S. Cl. **D12/147**

[58] Field of Search D12/141-143,
D12/145-148; 152/209 R, 209 D

[56] References Cited

U.S. PATENT DOCUMENTS

D. 350,096 8/1994 Brightwell et al. D12/147

OTHER PUBLICATIONS

1993 Tread Design Guide, p. 27, Duralon Radial IV Tire,
third row down from top, left side of page.

1993 Tread Design Guide, p. 33, General Ameri*Way XT
Tire, third row down from top, second tire in from left side
of page.

Primary Examiner—James M. Gandy

Attorney, Agent, or Firm—T. P. Lewandowski

[57] CLAIM

The ornamental design for a tire tread, as shown and
described.

DESCRIPTION

FIG. 1 is a perspective view of a tire tread showing our new
design it being understood that the pattern is repeated
throughout the circumference thereof;

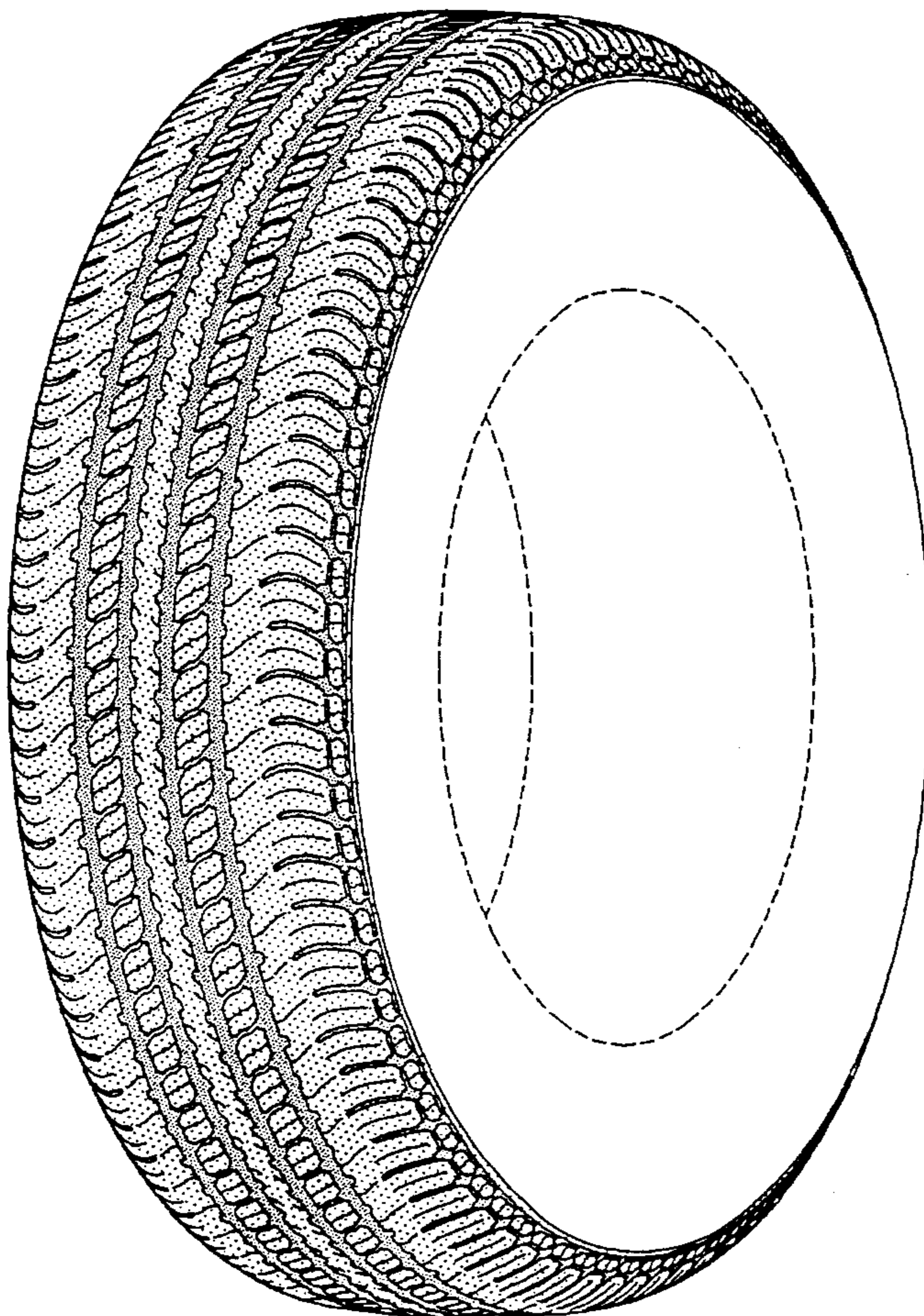
FIG. 2 is a front elevational view thereof;

FIG. 3 is a side elevational view thereof; and,

FIG. 4 is an enlarged fragmentary front view thereof.

The broken line showing of the tire sidewall in the drawings
is for illustrative purposes only and forms no part of the
claimed design.

1 Claim, 4 Drawing Sheets



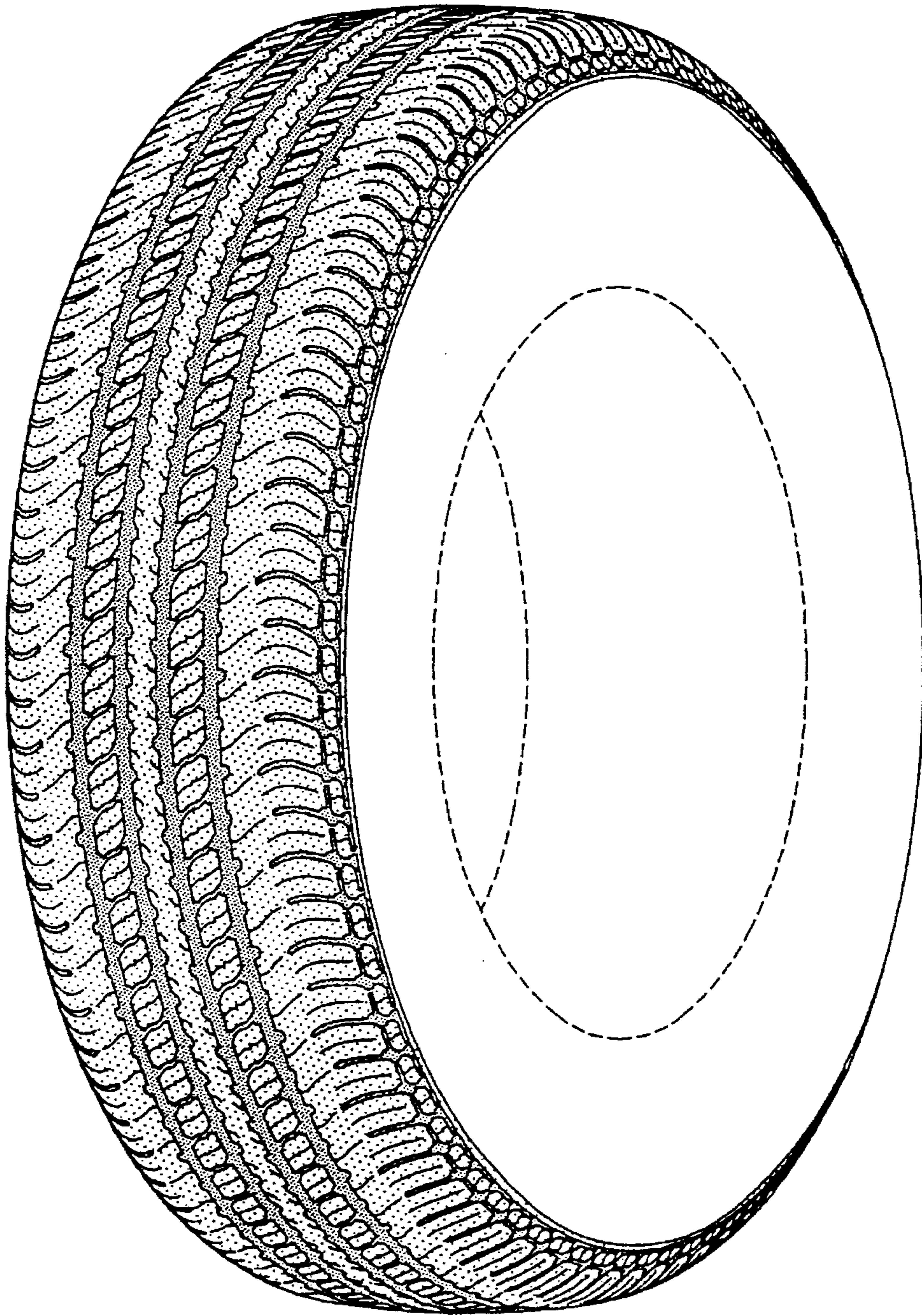


FIG-1




FIG-2




FIG-3

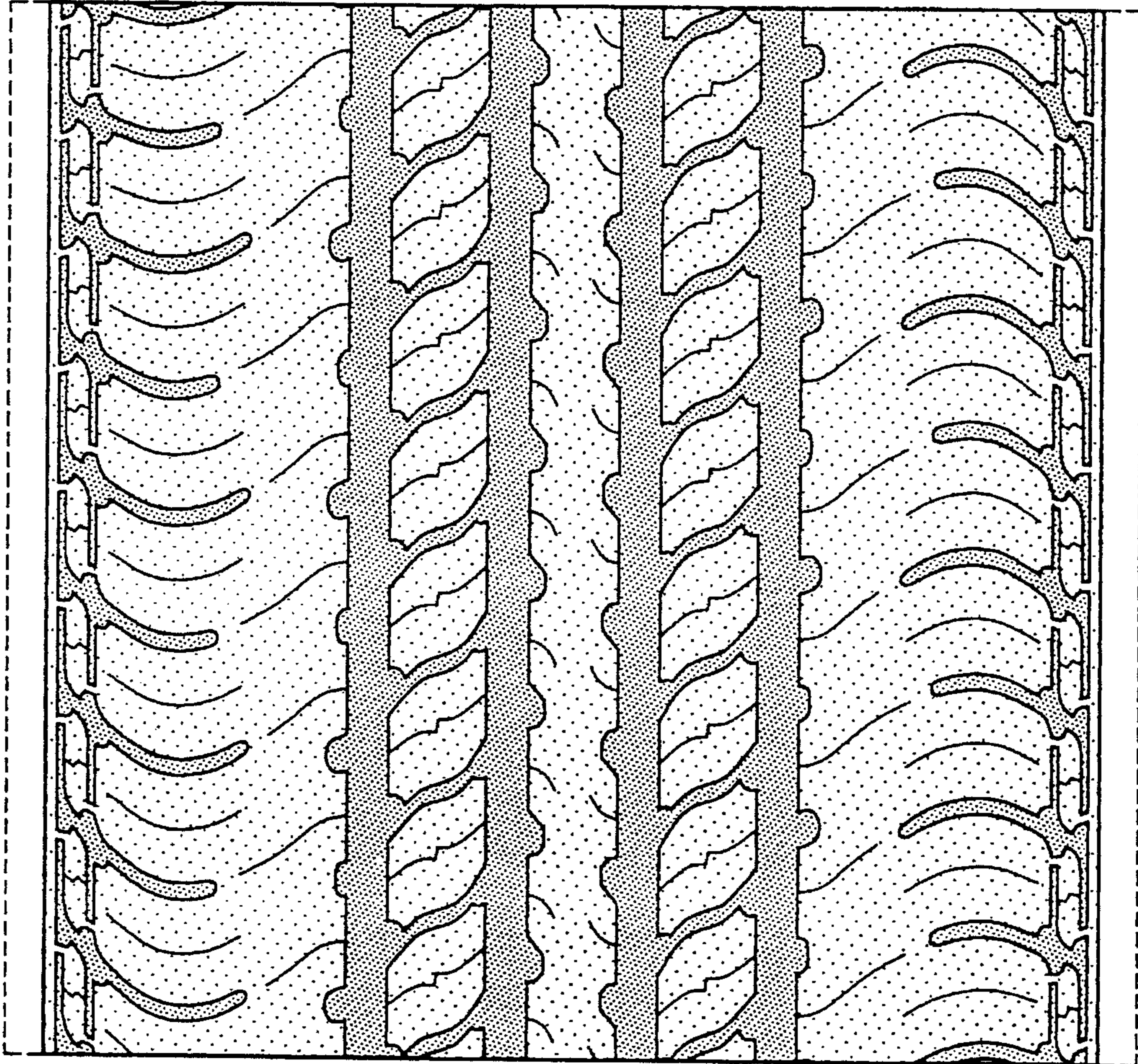


FIG-4