



US00D373538S

United States Patent [19]

Riley

[11] Patent Number: Des. 373,538

[45] Date of Patent: *** Sep. 10, 1996

- [54] ANALOG WATCH CASE
- [75] Inventor: **Judith R. Riley**, Goshen, Conn.
- [73] Assignee: **Timex Corporation**, Middlebury, Conn.
- [*] Notice: The portion of the term of this patent subsequent to Aug. 15, 2009, has been disclaimed.
- [**] Term: **14 Years**
- [21] Appl. No.: **30,772**
- [22] Filed: **Nov. 7, 1994**
- [52] U.S. Cl. **D10/30**
- [58] Field of Search D10/1-30, 122-132;
368/280-282, 285, 276-277

- D. 319,789 9/1991 Okaya D10/30
- D. 323,995 2/1992 Woomeer D10/39
- D. 334,715 4/1993 Besson D10/39
- D. 346,975 5/1994 Houlihan D10/30
- D. 348,013 6/1994 Nomura D10/30
- D. 352,470 11/1994 Besson D10/39

Primary Examiner—Nelson C. Holtje
Attorney, Agent, or Firm—William C. Crutcher

[57] CLAIM

The ornamental design for an analog watch case, as shown and described.

DESCRIPTION


FIG. 1 is a top plan view of my improved analog watch case; FIG. 2 is a left side elevational view; FIG. 3 is a right side elevational view; FIG. 4 is an inverted rear end elevational view; FIG. 5 is a front end elevational view; FIG. 6 is a bottom plan view; and, FIG. 7 is a top, front and left side perspective view.

[56] References Cited

U.S. PATENT DOCUMENTS

- D. 316,228 4/1991 Frommherz D10/38
- D. 317,265 6/1991 Giolla D10/39

1 Claim, 1 Drawing Sheet






Fig. 4

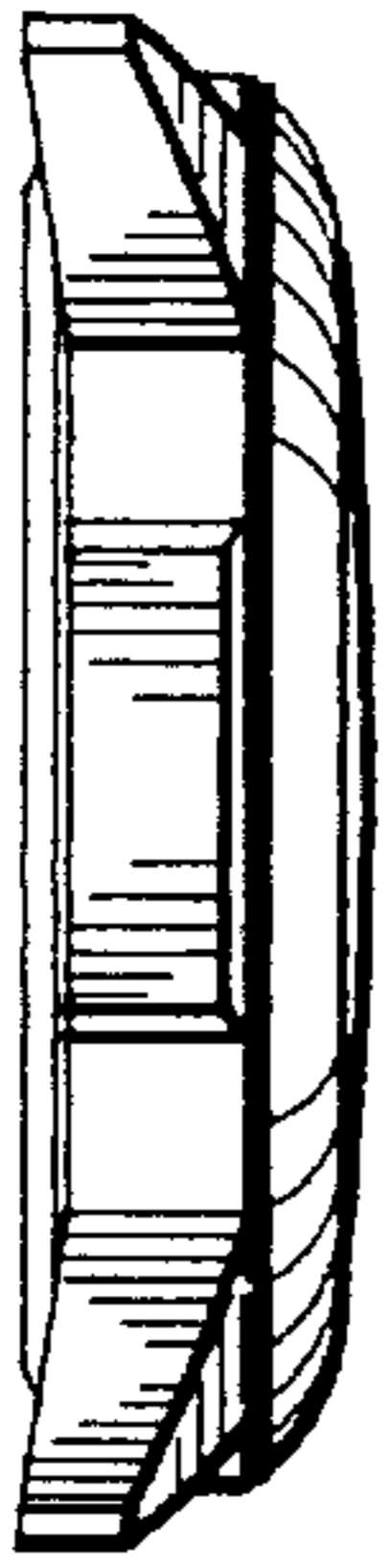


Fig. 2




Fig. 1



Fig. 3



Fig. 5

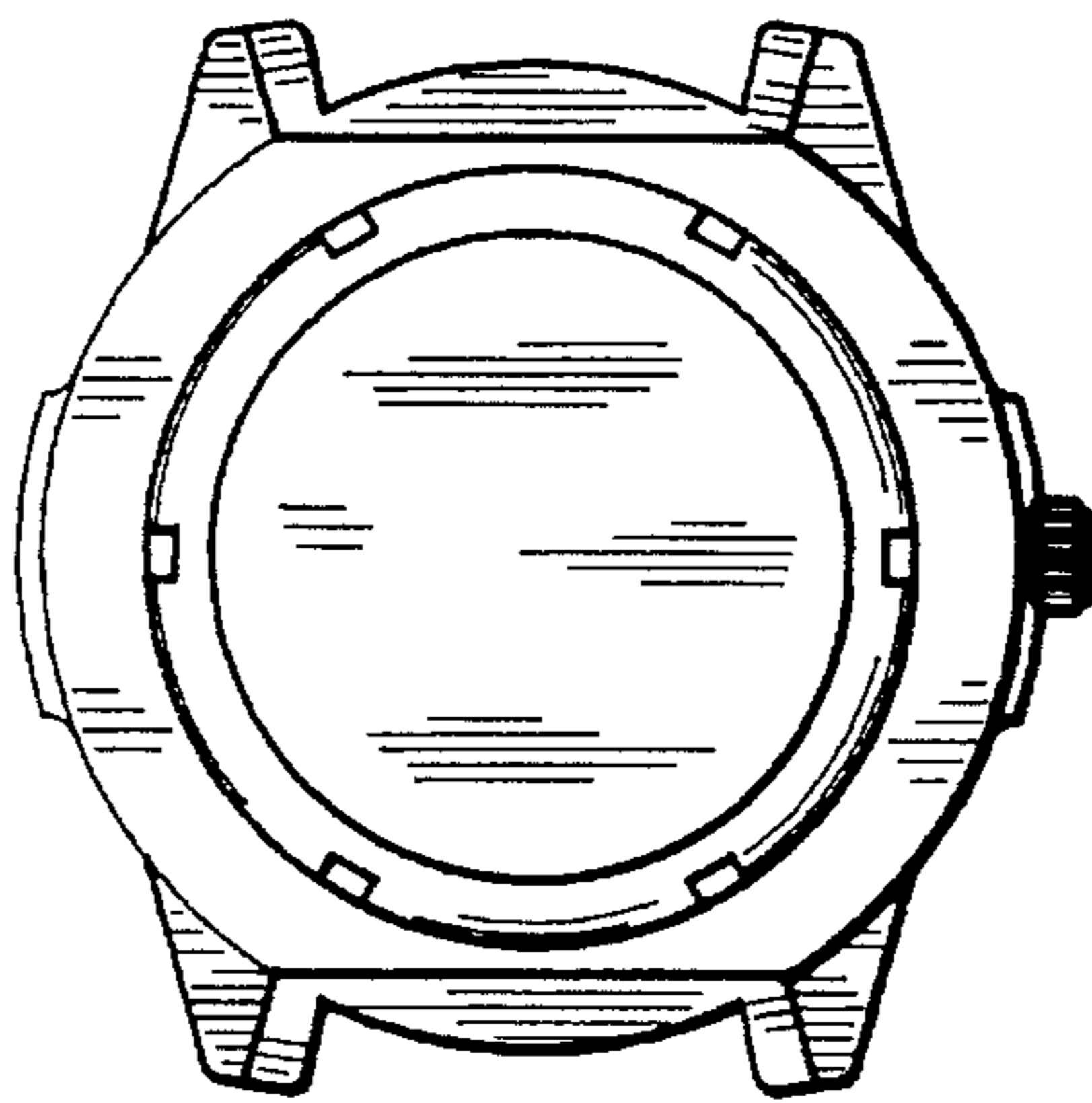


Fig. 6

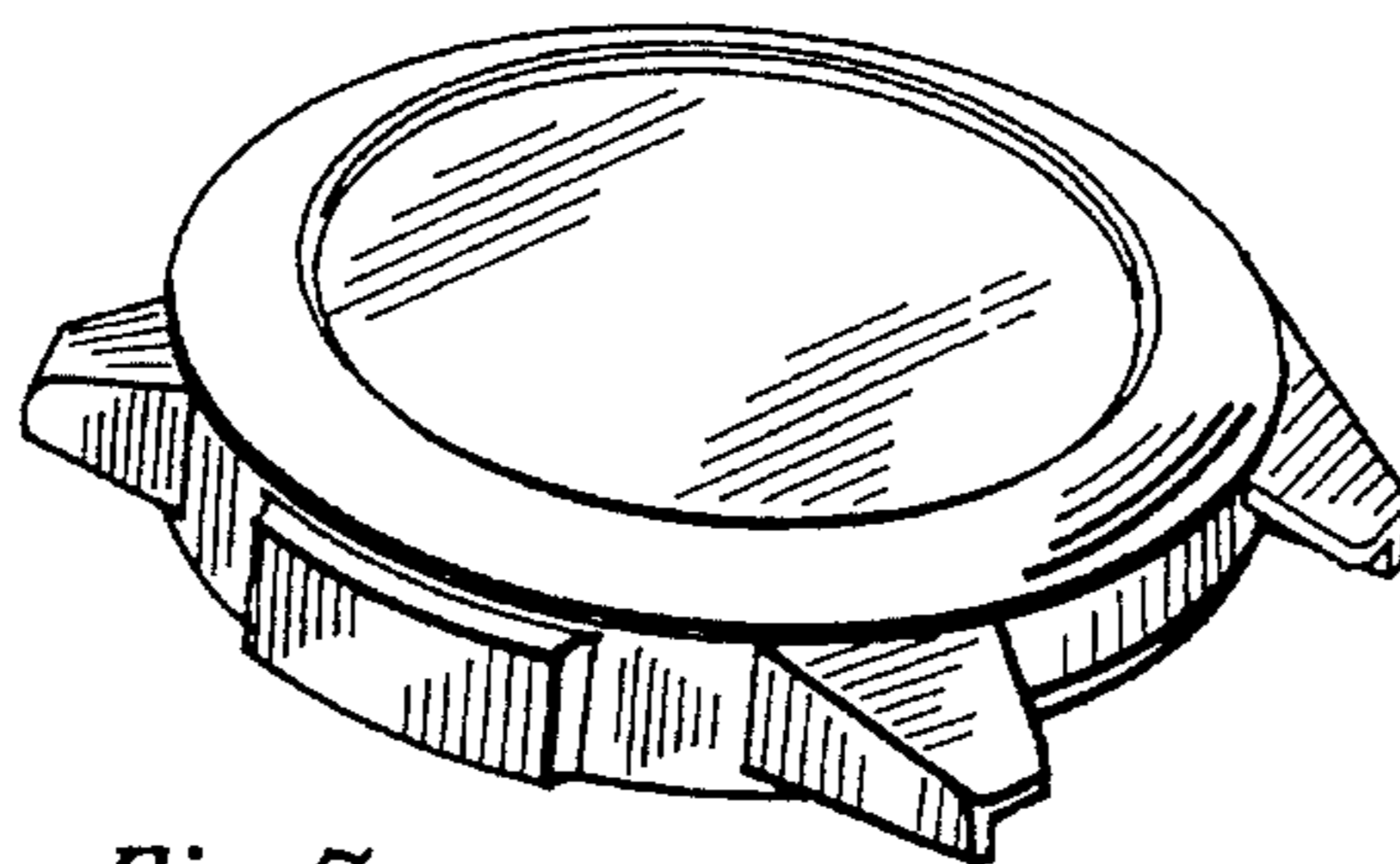


Fig. 7