



US00D373533S

# United States Patent [19]

[11] Patent Number: Des. 373,533

Lathrop et al.

[45] Date of Patent: \*\*Sep. 10, 1996

[54] **COMBINED BOTTLE AND CAP**

[75] Inventors: **Gregory A. Lathrop**, Manchester;  
**Mark D. Gerhart**, Westminster; **David F. Gnad**; **Arnold Brown**, both of Owings Mills, all of Md.; **Frank E. Gonda**, Fairfield, Conn.; **Harry H. Haubert**, Freehold, N.J.

[73] Assignee: **Lever Brothers Company, Division of Conopco, Inc.**, New York, N.Y.

[\*\*] Term: **14 Years**

[21] Appl. No.: **36,977**

[22] Filed: **Mar. 31, 1995**

[52] U.S. Cl. .... **D9/528**

[58] Field of Search ..... D9/528, 531, 527; 215/398, 382, 383, 384; 220/771

[56] **References Cited**

**U.S. PATENT DOCUMENTS**

- D. 196,324 9/1963 Sterges .
- D. 231,647 5/1974 Morino ..... D9/528
- D. 233,825 12/1974 Thomas .
- D. 237,254 10/1975 Kretz .
- D. 247,021 1/1978 Britt .
- D. 248,828 8/1978 Weckman .
- D. 252,556 8/1979 Kretz .
- D. 258,419 3/1981 Wilson et al. .
- D. 260,857 9/1981 Pardo ..... D9/528
- D. 268,898 5/1983 Douglas .
- D. 268,902 5/1983 Douglas .
- D. 278,681 5/1985 Prahs .
- D. 280,487 9/1985 Lane et al. .
- D. 280,488 9/1985 Lane et al. .
- D. 283,396 4/1986 Bouthillier .

- D. 292,489 10/1987 Kowolik et al. .
- D. 292,491 10/1987 Ross et al. .
- D. 293,551 1/1988 Britt .
- D. 303,629 9/1989 Olson et al. .... D9/528
- D. 305,407 1/1990 Gonda .
- D. 308,333 6/1990 Aldrich, III ..... D9/528
- D. 311,134 10/1990 Maes .
- D. 311,135 10/1990 Maes .
- D. 313,350 1/1991 Beaver ..... D9/528
- D. 356,262 3/1995 Lathrop et al. .... D9/523
- D. 362,052 9/1995 Beechuk et al. .... D9/528
- 2,851,196 9/1958 Livingstone .
- 4,558,862 11/1985 Barker et al. .
- 4,572,384 2/1986 Vesborg .
- 4,706,829 11/1987 Li .
- 4,741,459 5/1988 Silvenis et al. .
- 4,858,758 8/1989 Mitchell et al. .... 215/398 X
- 4,974,749 12/1990 Mon .

*Primary Examiner*—Lucy Lieberman  
*Attorney, Agent, or Firm*—James J. Farrell

[57] **CLAIM**

The ornamental design for a combined bottle and cap, as shown and described.

**DESCRIPTION**

FIG. 1 is a perspective view of a combined bottle and cap showing our new design;  
FIG. 2 is a front elevational view thereof, the undisclosed opposite side being a mirror image;  
FIG. 3 is a side elevational view from the handle side;  
FIG. 4 is a top plan view thereof;  
FIG. 5 is a bottom plan view thereof; and,  
FIG. 6 is a side elevational view from the side opposite the handle.

**1 Claim, 3 Drawing Sheets**




FIG. 1

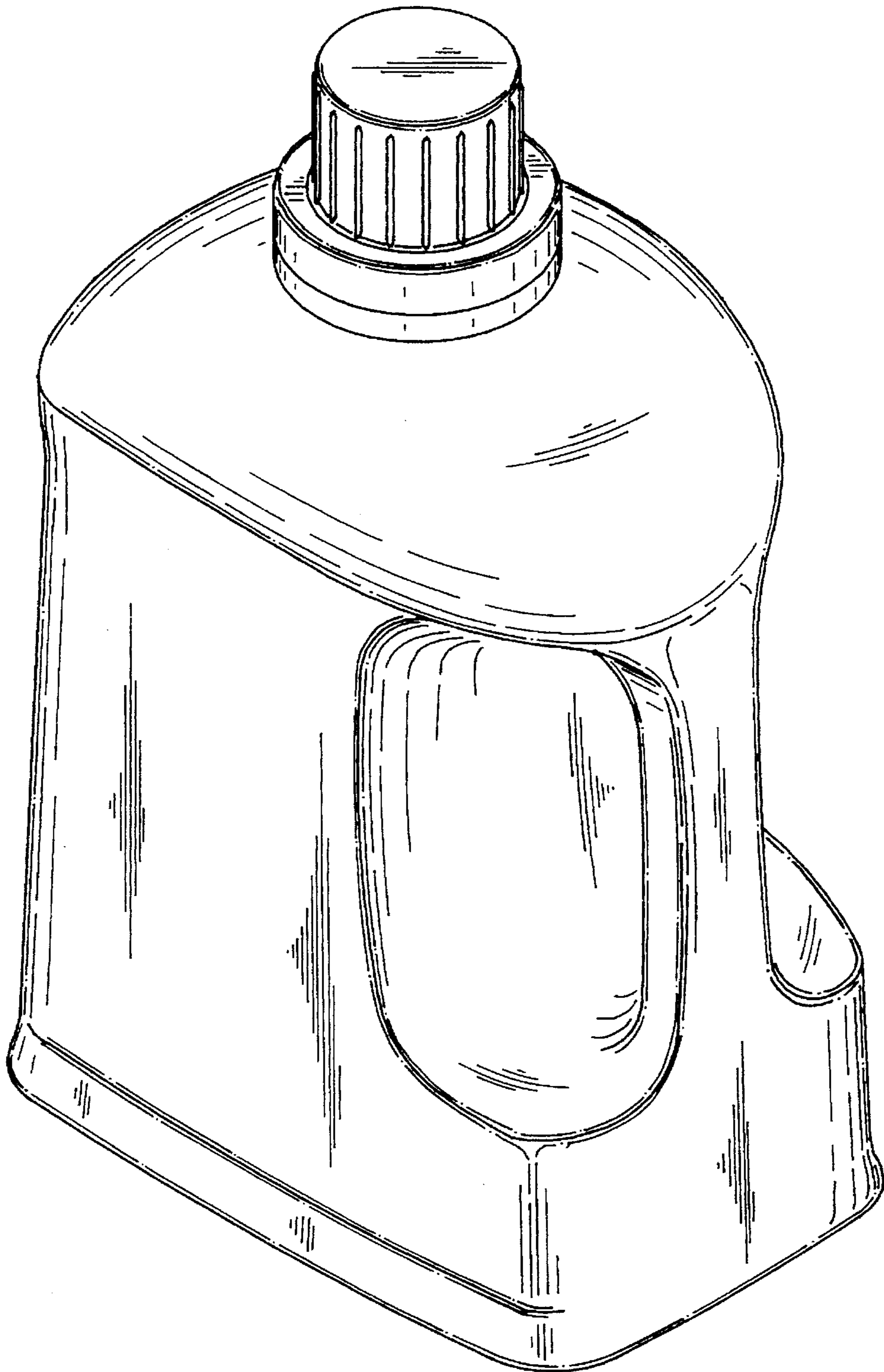


FIG. 3

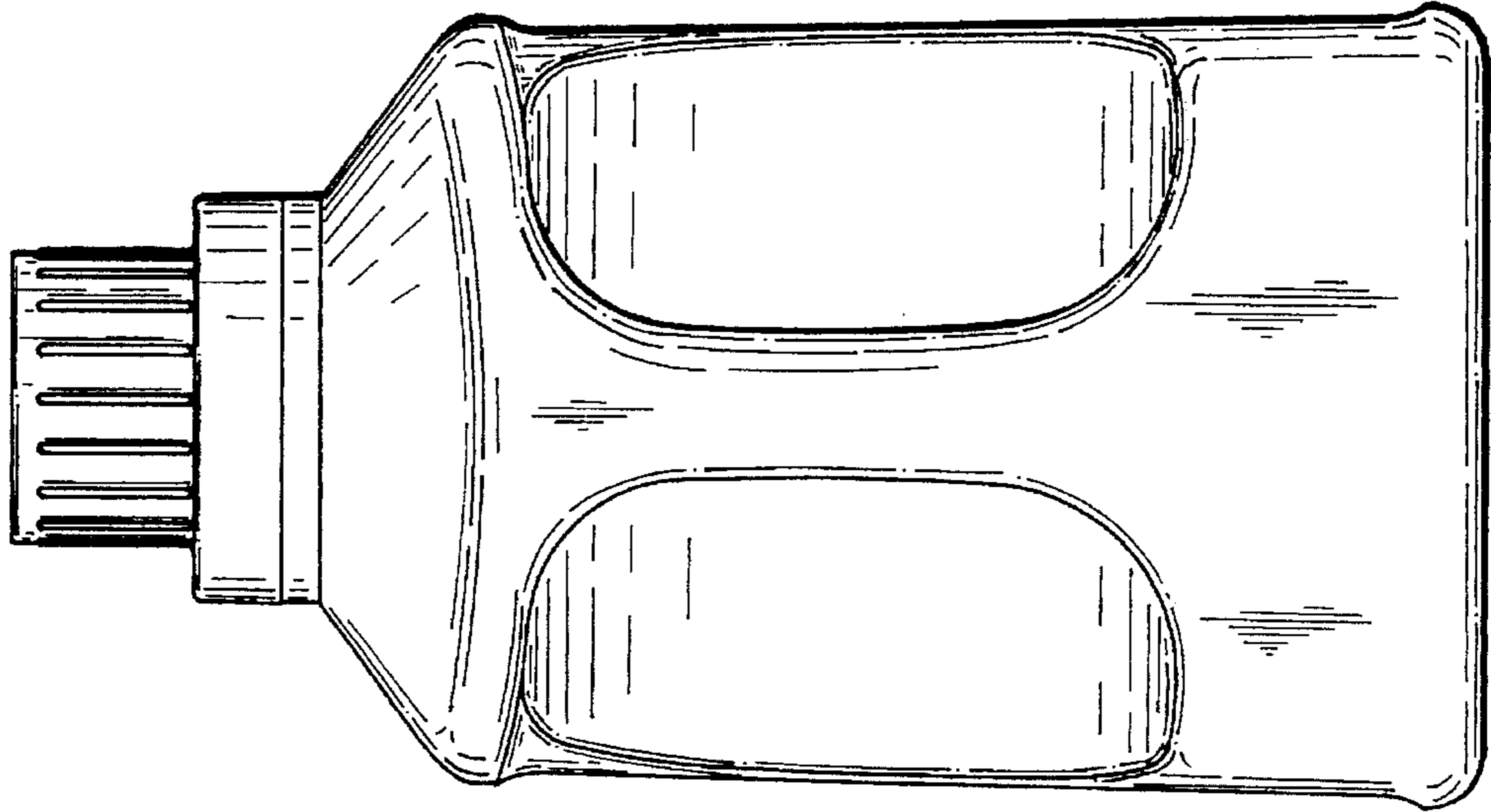
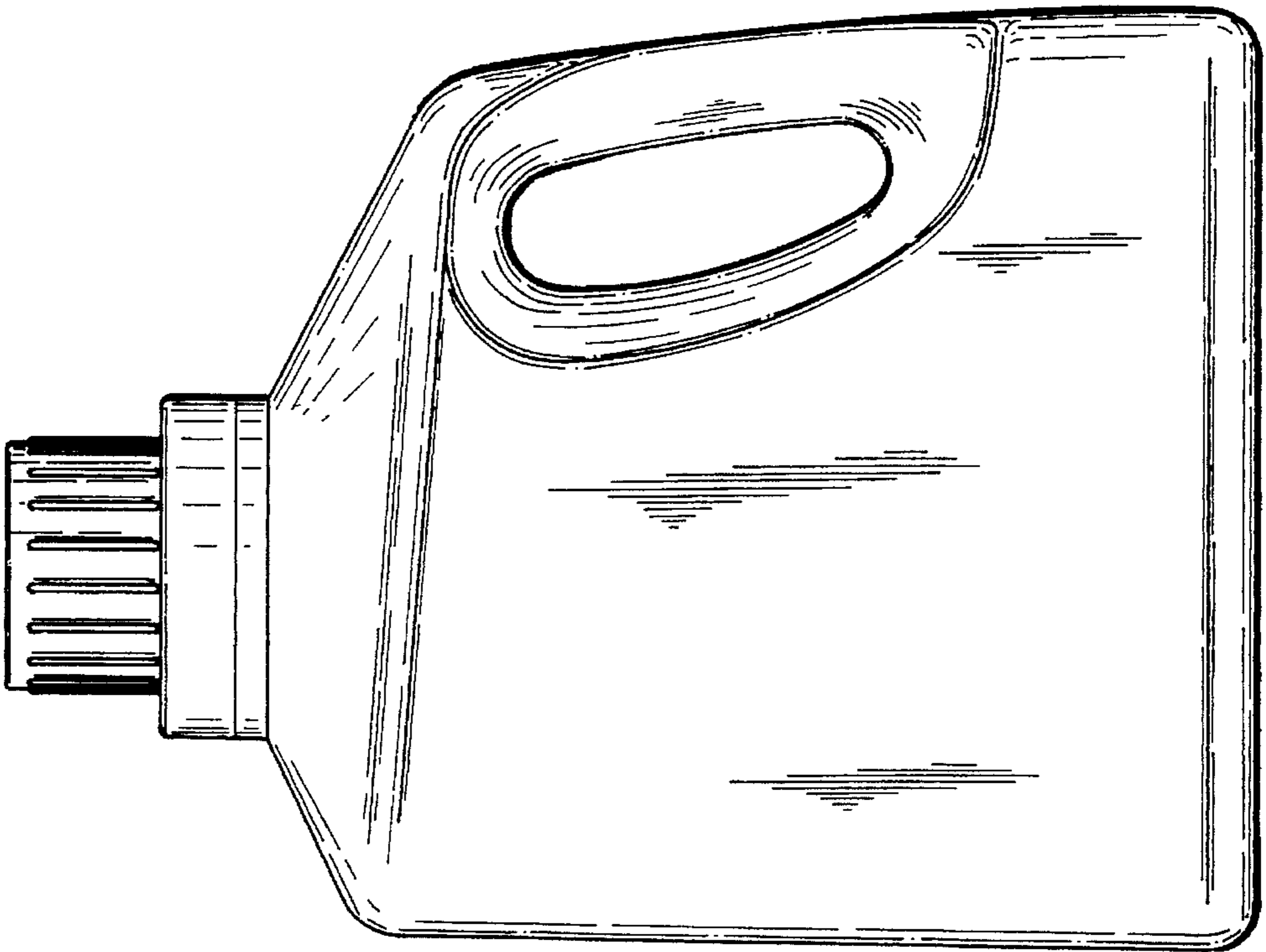


FIG. 2



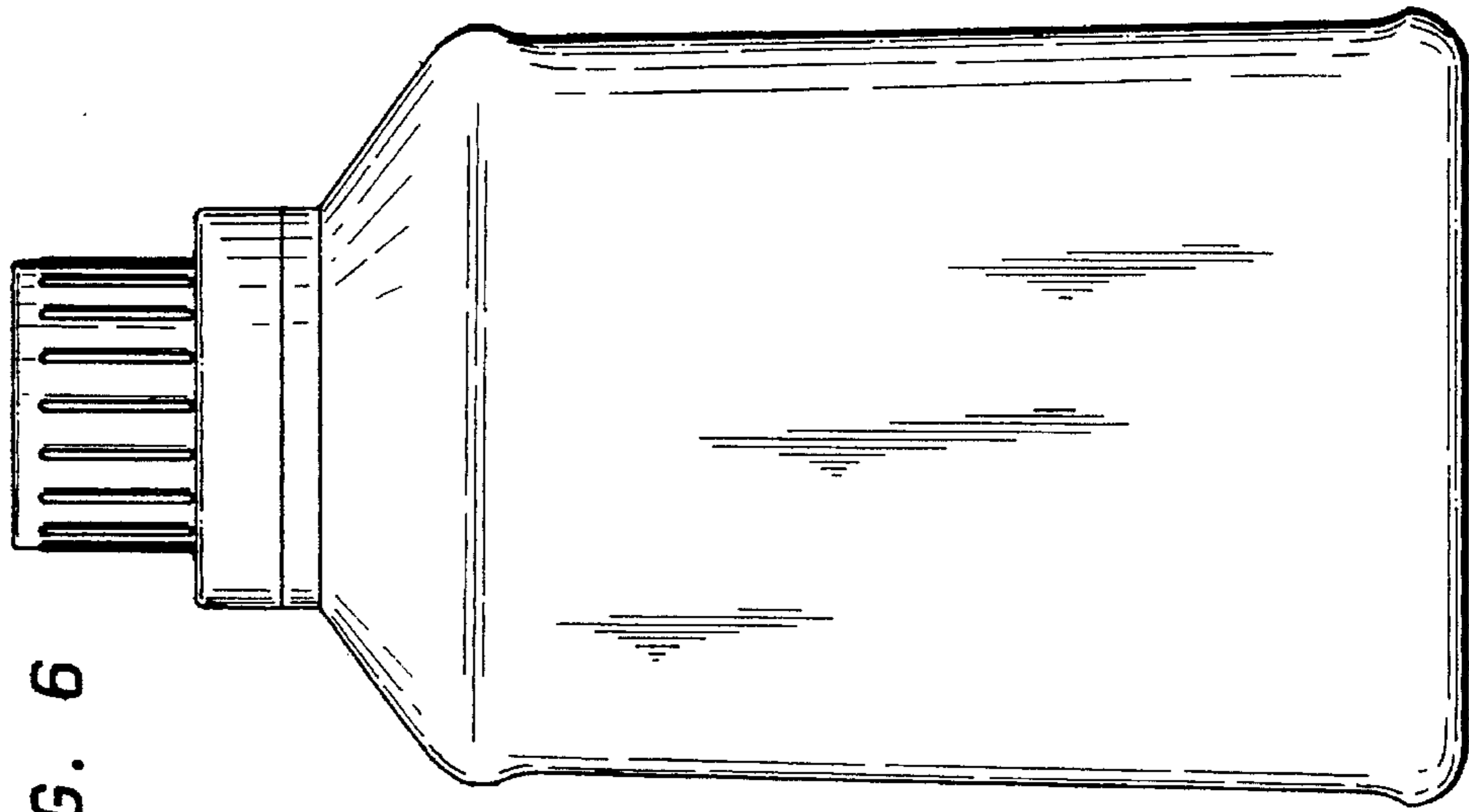


FIG. 6

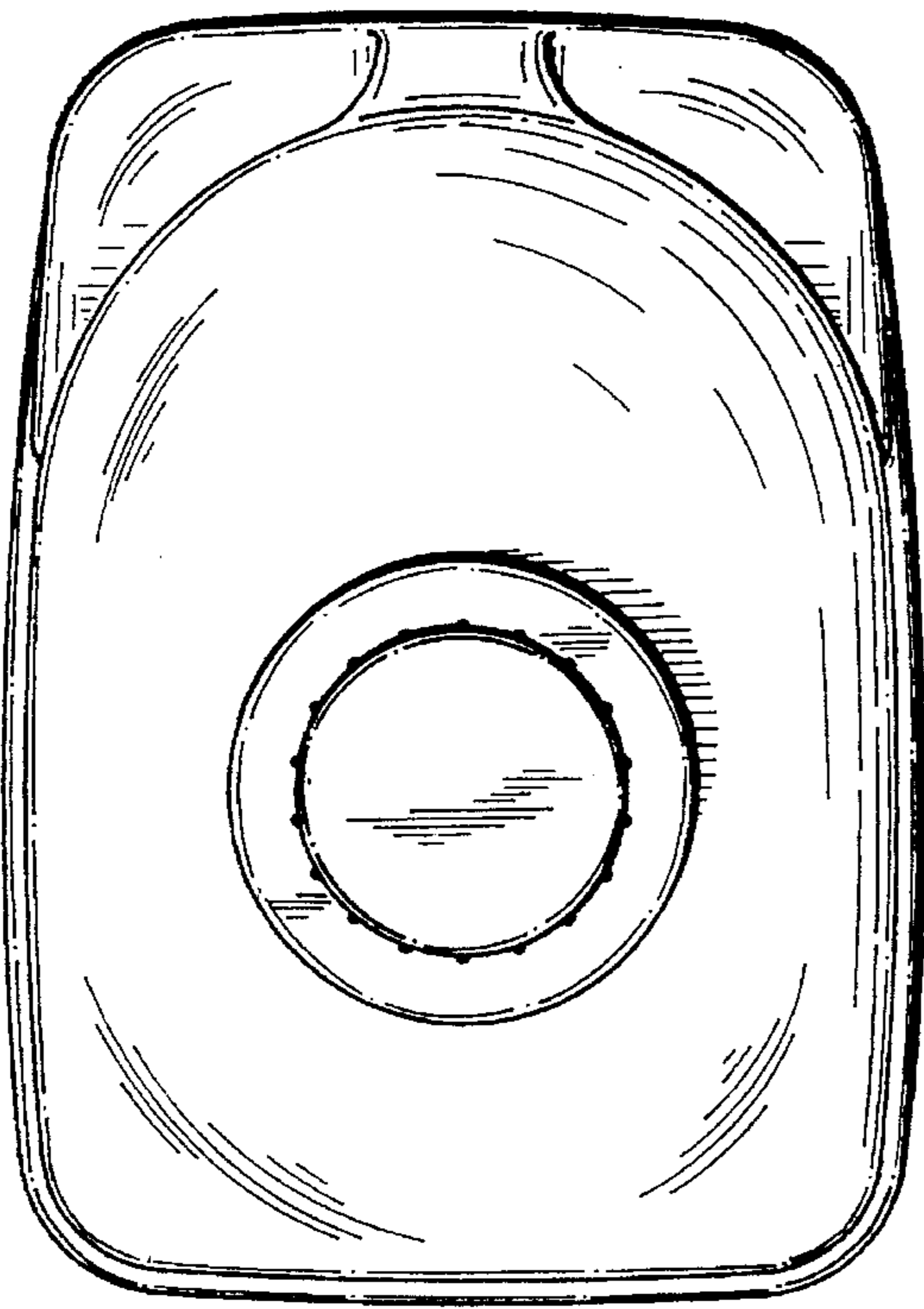


FIG. 4

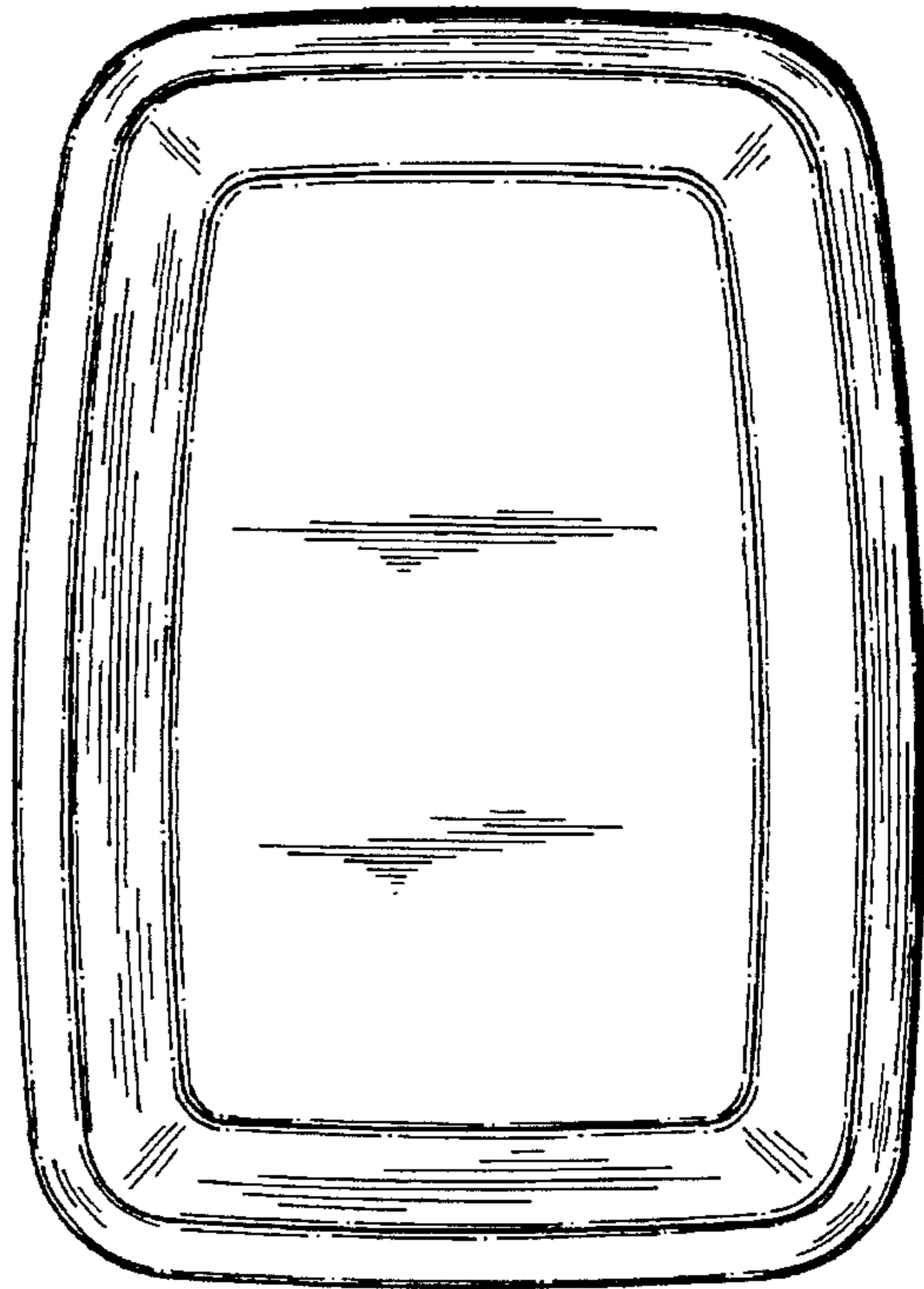


FIG. 5