



US00D373527S

United States Patent [19]

[11] **Patent Number: Des. 373,527**

Phillips

[45] **Date of Patent: **Sep. 10, 1996**

[54] **BONE WAX APPLICATOR PACKAGE** 5,383,879 1/1995 Phillips 606/86

[76] Inventor: **Arnold G. Phillips**, 1420 Madison Dr., Buffalo Grove, Ill. 60089

[**] Term: **14 Years**

[21] Appl. No.: **38,912**

[22] Filed: **May 16, 1995**

[52] **U.S. Cl.** **D9/415**

[58] **Field of Search** D9/415, 416, 414, D9/337, 346, 457, 341; 206/461-471, 806, 45.34, 45.31, 44 R

[56] **References Cited**

U.S. PATENT DOCUMENTS

D. 273,565	4/1984	Driskell et al.	D9/415
D. 276,215	11/1984	Wang	D9/415
D. 343,575	1/1994	Edelson	D9/415
D. 360,826	8/1995	Harman et al.	D9/415
3,313,194	4/1967	Hanscom	D9/415 X
3,421,615	1/1969	Salzer et al.	D9/415 X
3,424,380	1/1969	Curran	D9/415 X

OTHER PUBLICATIONS

Modern Packaging, 1941, p. 300.
Techform Inc, Nov. 1982.

Primary Examiner—Prabhakar G. Deshmukh
Attorney, Agent, or Firm—Welsh & Katz, Ltd.

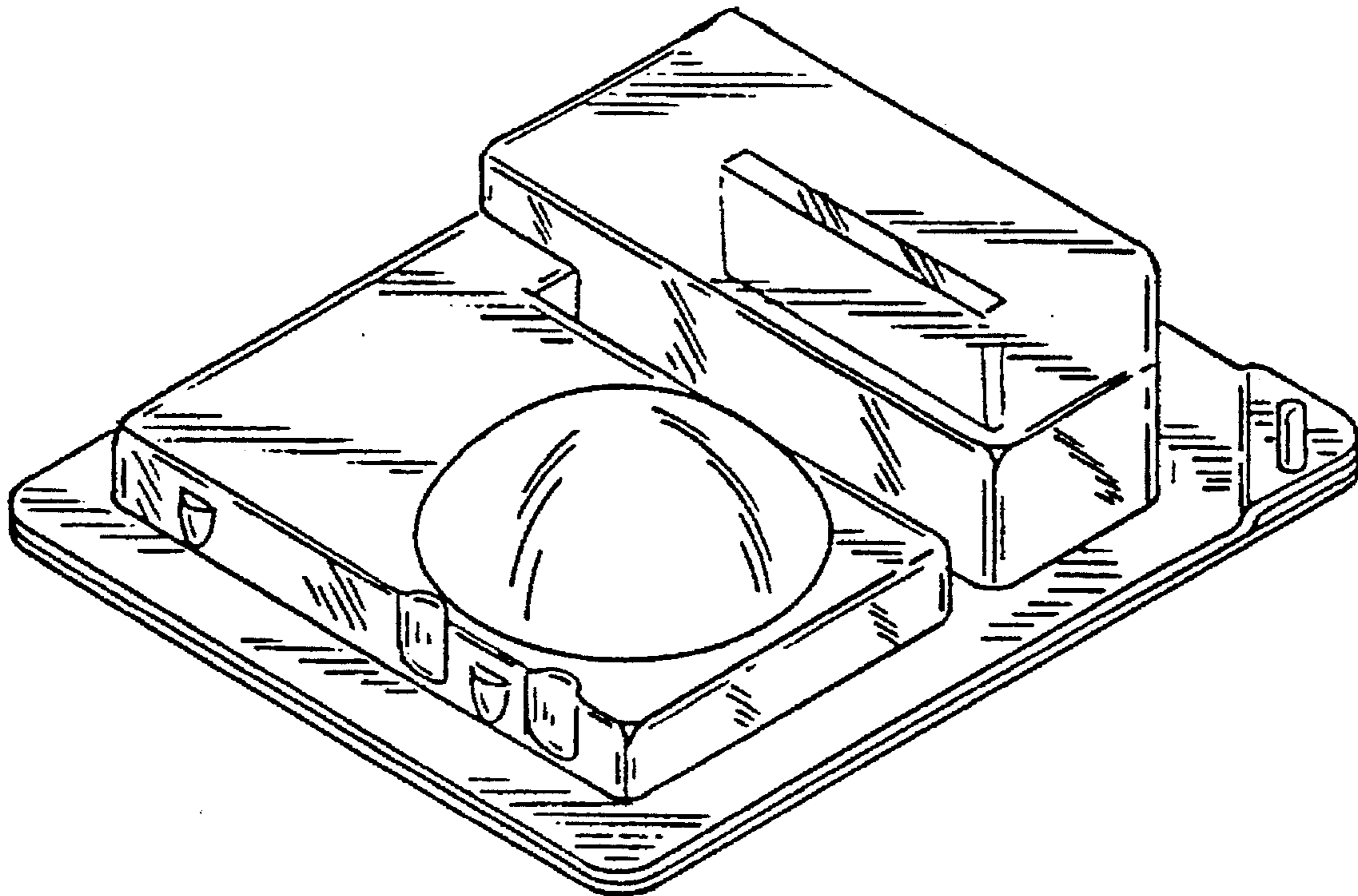
[57] **CLAIM**

The ornamental design for a bone wax applicator package, as shown and described.

DESCRIPTION

FIG. 1 is perspective view of a bone wax applicator package showing my new design;
FIG. 2 is a top plan view thereof;
FIG. 3 is a bottom plan view thereof;
FIG. 4 is a left side elevational view thereof;
FIG. 5 is a right side elevational view thereof;
FIG. 6 is a front elevational view thereof; and,
FIG. 7 is a rear elevational view thereof.

1 Claim, 1 Drawing Sheet



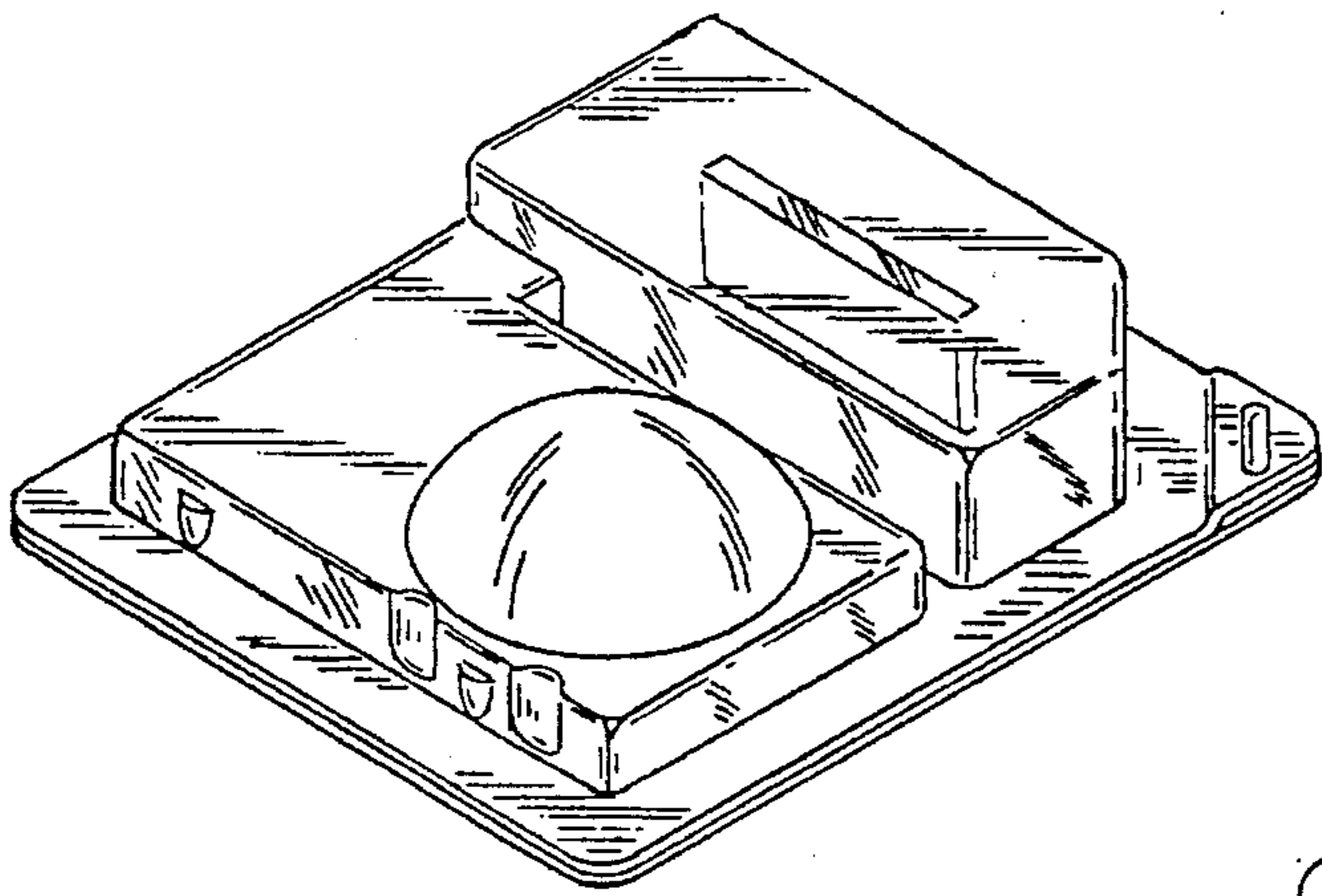


FIG. 1

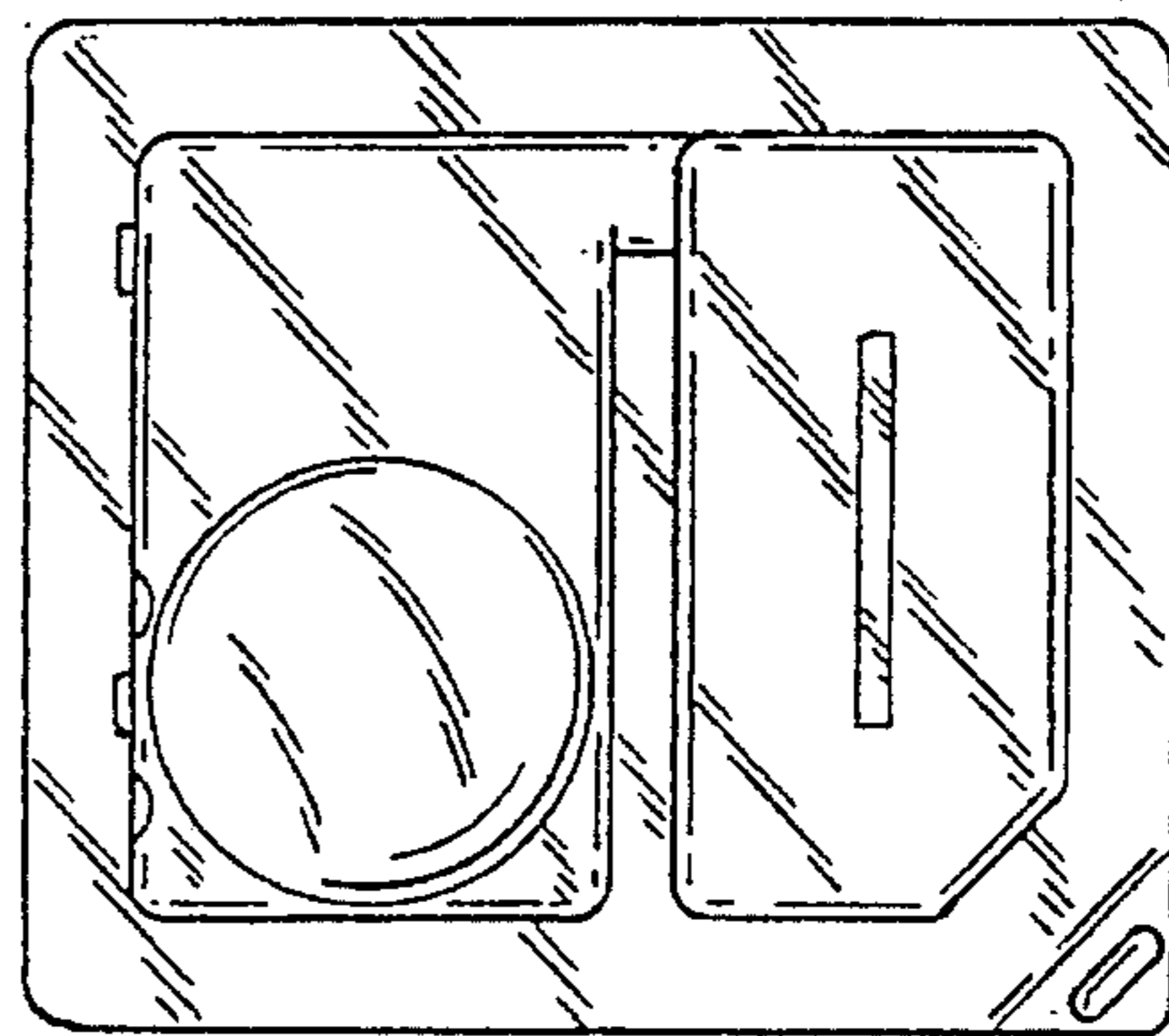


FIG. 2




FIG. 3



FIG. 4



FIG. 5



FIG. 6



FIG. 7