



US00D373522S

# United States Patent [19] Humphrey

[11] Patent Number: **Des. 373,522**

[45] Date of Patent: **\*\*Sep. 10, 1996**

[54] **PULL CHAIN DEVICE**

[75] Inventor: **Neall W. Humphrey**, El Dorado Hills, Calif.

[73] Assignee: **Trade Source International**, El Dorado Hills, Calif.

[\*\*] Term: **14 Years**

[21] Appl. No.: **33,714**

[22] Filed: **Jan. 18, 1995**

[52] U.S. Cl. .... **D8/307**; D11/121

[58] Field of Search ..... D8/300, 307; D11/79, D11/121; D6/581; D22/126, 129; 16/110 R, 122-3

[56] **References Cited**

**U.S. PATENT DOCUMENTS**

D. 4,678	2/1871	Clark	.....	D8/307
112,816	3/1871	Kintz	.....	16/123
115,347	5/1871	Norman	.....	16/122
D. 246,689	12/1977	Clayton	.....	D8/300
334,412	1/1886	Bate	.....	16/122
344,617	6/1886	Bernz	.....	16/122

347,313	8/1886	Bate	.....	16/122
D. 354,901	1/1995	Merino	.....	D8/307
465,939	12/1891	Marvin	.....	16/122
1,557,622	10/1925	Shapiro	.....	16/122
2,067,018	1/1937	Pretzfelder	.....	D11/121

**OTHER PUBLICATIONS**

TSI Prime Design; TSI Catalog Jan. 1994; two pull chain devices.

*Primary Examiner*—B. J. Bullock  
*Attorney, Agent, or Firm*—Poms, Smith, Lande & Rose Professional Corporation

[57] **CLAIM**

The ornamental design for a pull chain device, as shown and described.

**DESCRIPTION**

FIG. 1 is a side elevational view of a pull chain device showing my new design, all sides being identical; FIG. 2 is a top plan view of the pull chain device of FIG. 1; and, FIG. 3 is a bottom plan view thereof.

**1 Claim, 2 Drawing Sheets**

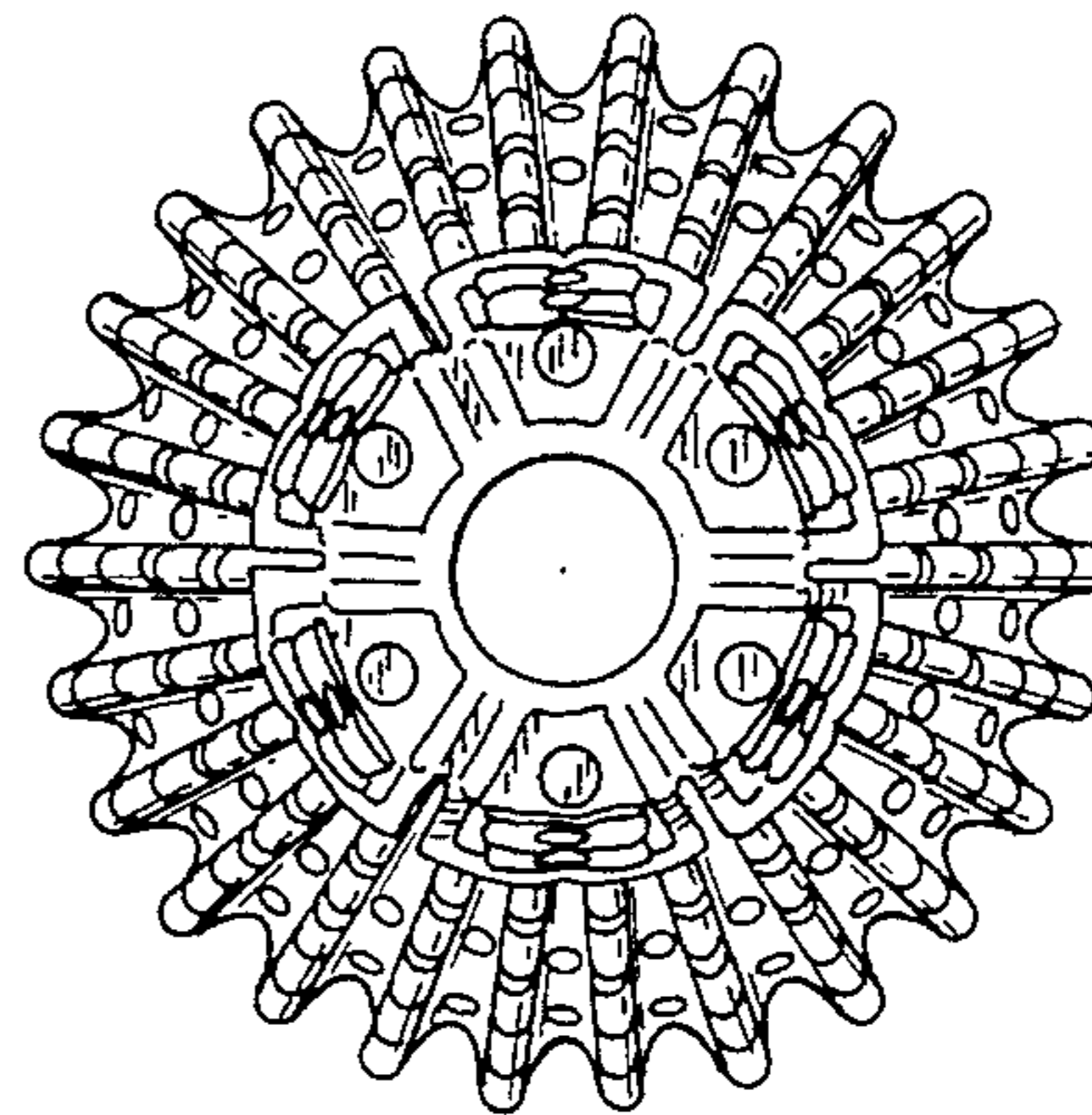
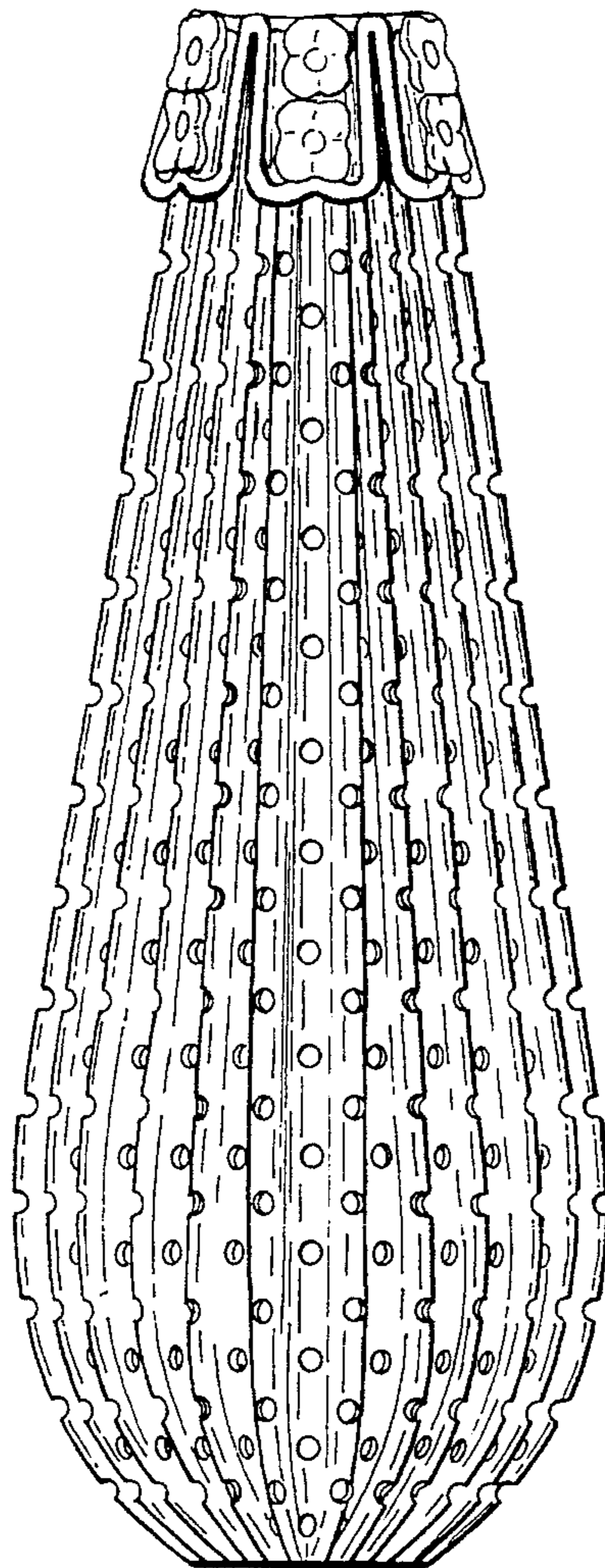


FIG. 1

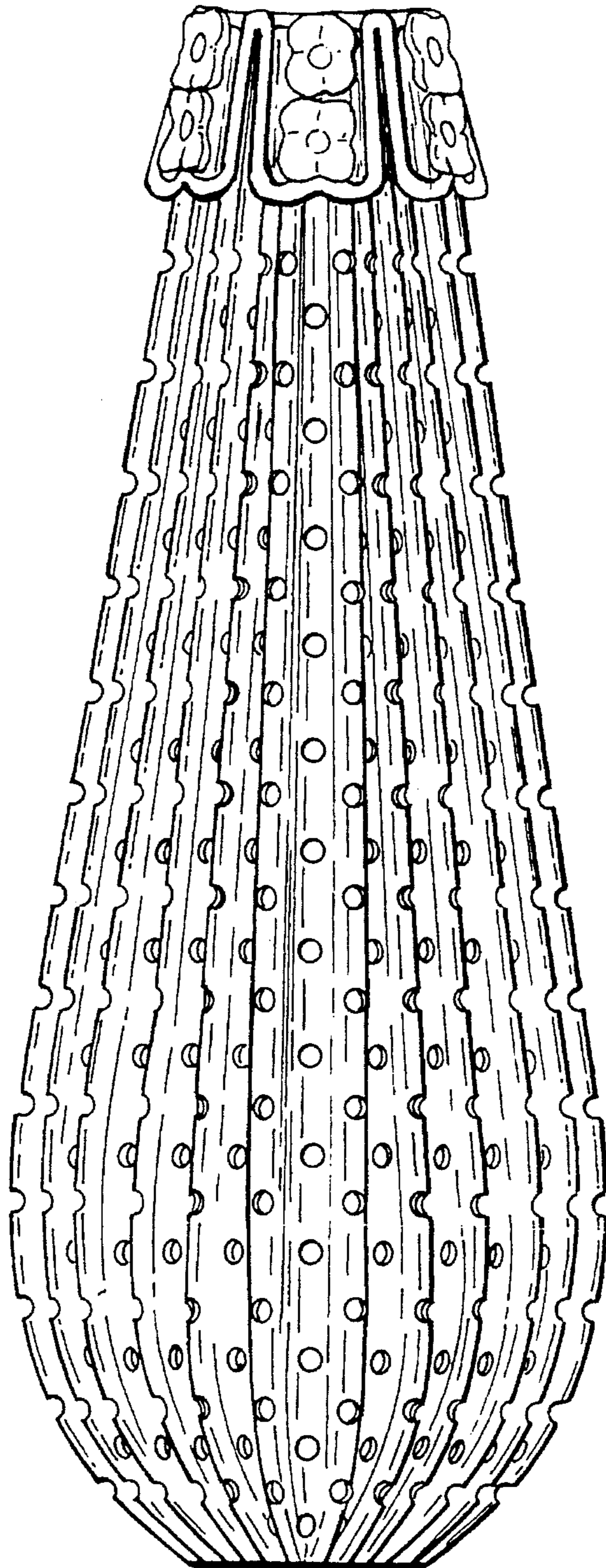




FIG. 2

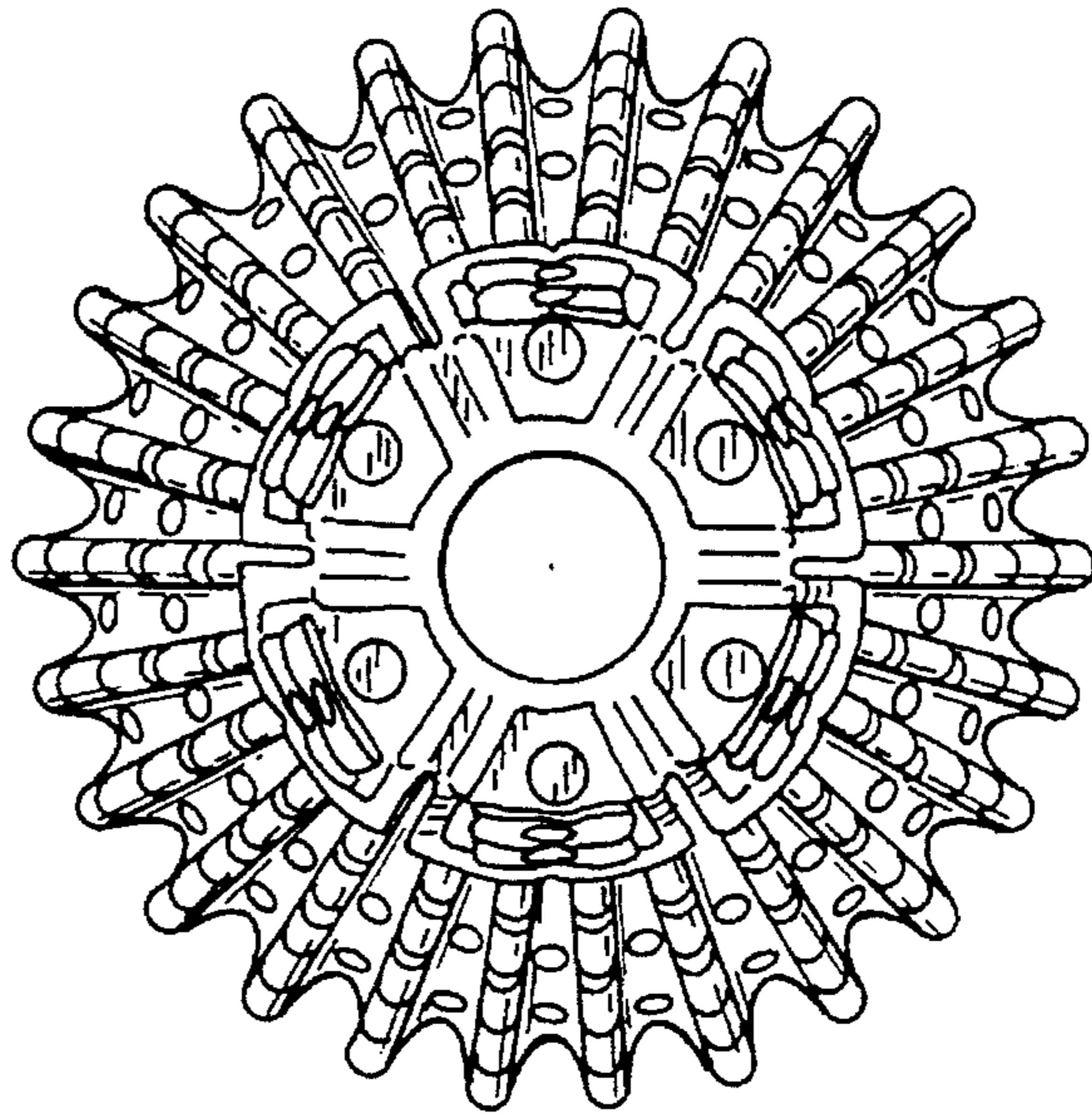


FIG. 3

