



US00D373521S

# United States Patent [19]

[11] **Patent Number: Des. 373,521**

**Applegate et al.**

[45] **Date of Patent: \*\*Sep. 10, 1996**

[54] **FOLDING COMBAT KNIFE**

4,961,239 10/1990 Boyd, Sr. et al. .... 7/118  
5,131,149 7/1992 Thompson et al. .... 30/162

[76] Inventors: **Rex Applegate**, 32956 State Hwy. 38,  
Scottsburg, Oreg. 97473; **William W.  
Harsey, Jr.**, 82710 N. Howe La.,  
Creswell, Oreg. 97426; **Alney K.  
Vallotton**, 621 Fawn Ridge Dr.,  
Oakland, Oreg. 97462

### OTHER PUBLICATIONS

Atlanta Cutlery Catalog, 1994, p. 33, Benchmade Knives.  
Fighting Knives Magazine, 1992, pp. 37, 42 & 43, Beretta,  
Al Mar & Pat Crawford Knives Knife 91' Book, Cover,  
Knife at bottom left.

[\*\*] Term: **14 Years**

*Primary Examiner*—Philip S. Hyder  
*Attorney, Agent, or Firm*—Robert D. Varitz

[21] Appl. No.: **37,991**

### [57] CLAIM

[22] Filed: **Apr. 24, 1995**

The ornamental design for a folding combat knife, as shown  
and described.

[52] U.S. Cl. .... **D8/99; D8/107; D22/118**

[58] Field of Search ..... D8/98, 99; D22/118;  
30/154, 155, 156, 157, 158, 159, 160, 161,  
162; 7/118

### DESCRIPTION

### [56] References Cited

#### U.S. PATENT DOCUMENTS

D. 280, 179	8/1985	Miceli .....	D8/99
D. 303, 210	9/1989	Thompson .....	D8/99
D. 336, 232	6/1993	Thompson et al. ....	D8/99
D. 336, 602	6/1993	Thompson et al. ....	D8/99
D. 336, 840	6/1993	Thompson et al. ....	D8/99
D. 345, 289	3/1994	Sakai .....	D8/99
D. 347, 375	5/1994	Sakai .....	D8/99
D. 348, 599	7/1994	Sakai .....	D8/99
D. 348, 818	7/1994	Hasegawa .....	D8/99

FIG. 1 is a right side view of an ornamental design for a  
folding combat knife, showing our new design, which is a  
mirror image of the left side view thereof;

FIG. 2 is a top plan view thereof;

FIG. 3 is a bottom plan view thereof;

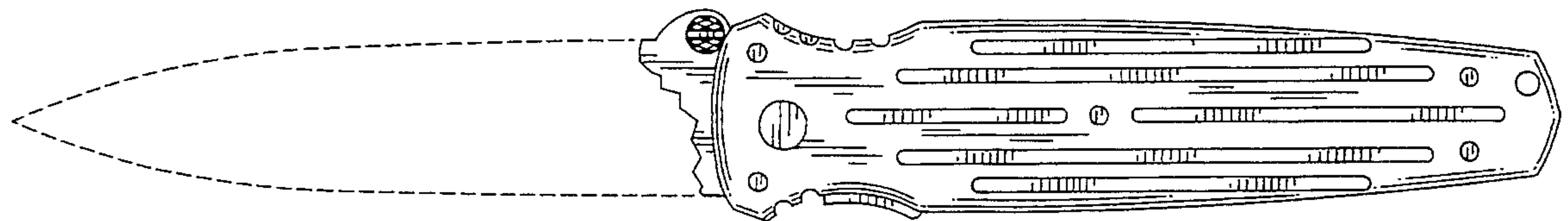
FIG. 4 is a front elevation thereof;

FIG. 5 is a rear elevation thereof; and,

FIG. 6 is a right side view, with the blade folded into the  
handle.

The broken line showing of the blade is for illustrative  
purposes only and forms no part of the claimed design.

**1 Claim, 2 Drawing Sheets**



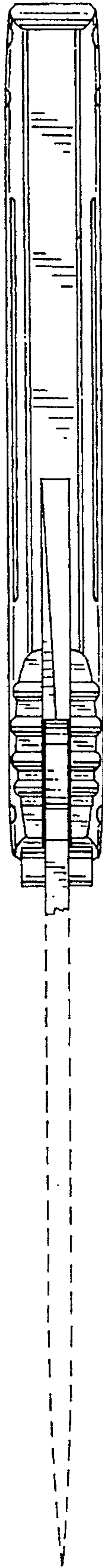


Fig. 2

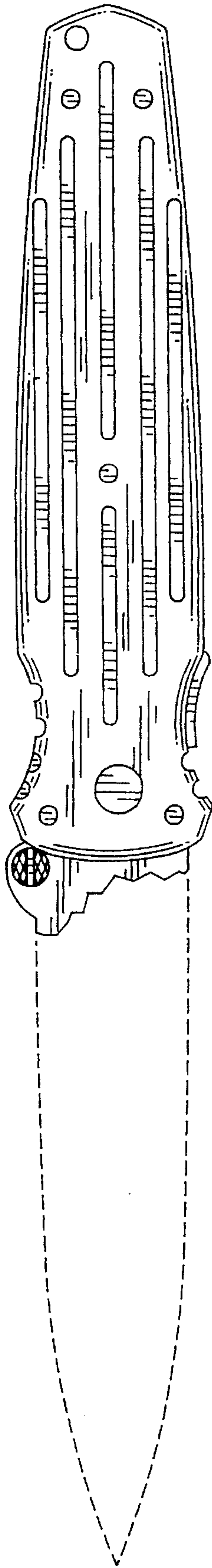


Fig. 1




Fig. 3

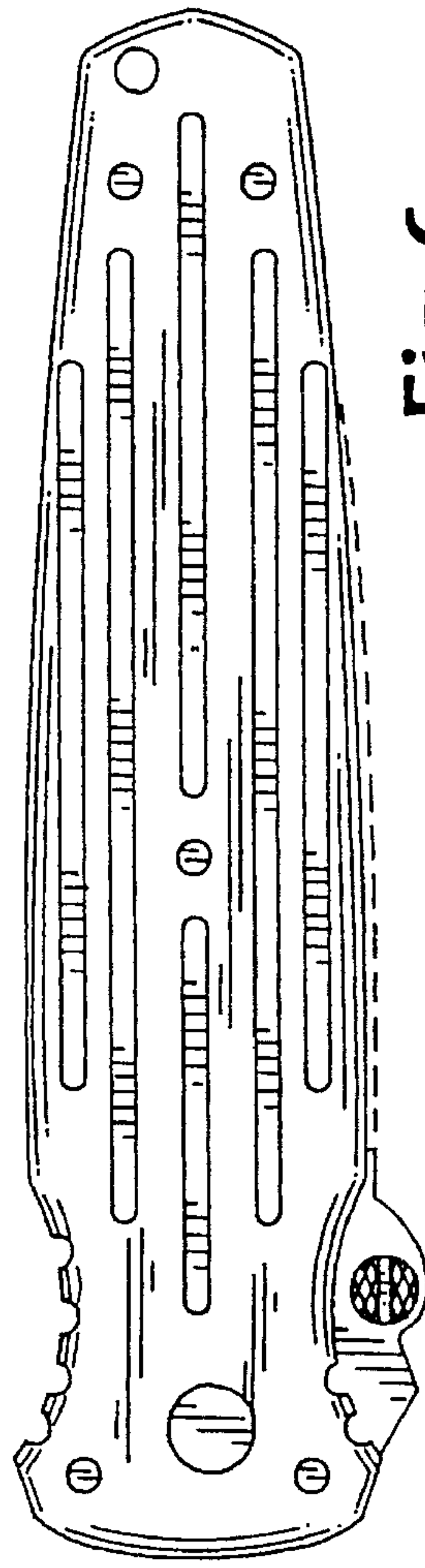


Fig. 6

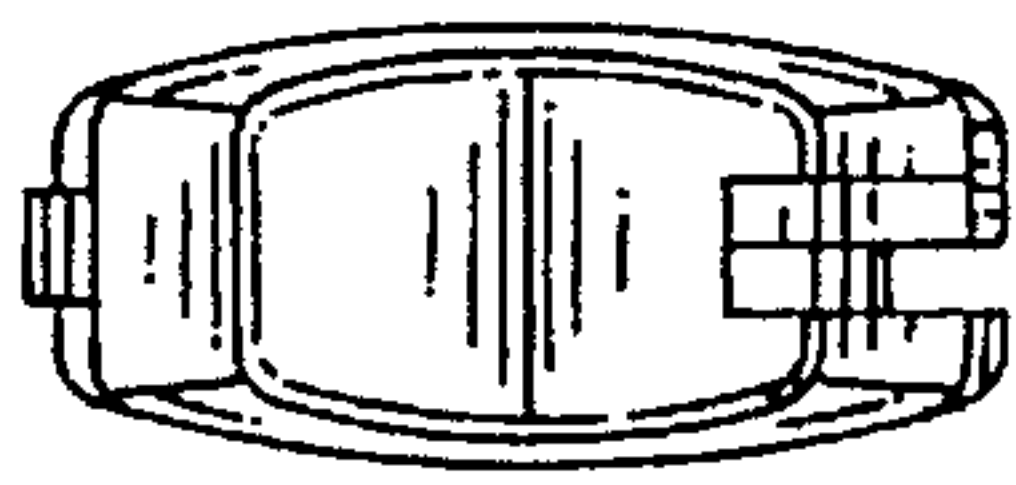


Fig. 5




Fig. 4