



US00D373510S

# United States Patent [19]

[11] Patent Number: **Des. 373,510**

Smith

[45] Date of Patent: **\*\*Sep. 10, 1996**

[54] **STACKABLE HOT DOG PLATE WITH CENTER COMPARTMENT**

D. 246,275	11/1977	Wiley .....	D7/555
D. 339,030	9/1973	Bitel, Sr. ....	D7/549
D. 363,645	10/1975	Smith .....	D7/553 X
2,172,140	9/1937	Kieft .....	220/573 X
3,708,086	1/1973	Colato .....	220/575
4,881,651	11/1981	Mimoun et al. ....	280/575

[76] Inventor: **Bette E. Smith**, 23681 Posey La., West Hills, Calif. 91304

[\*\*] Term: **14 Years**

### OTHER PUBLICATIONS

Plate #AP201, American Permanentware.

*Primary Examiner*—M. N. Pandozzi

*Attorney, Agent, or Firm*—Jack C. Munro

[21] Appl. No.: **38,571**

[22] Filed: **May 8, 1995**

[52] U.S. Cl. .... **D7/555; D7/549**

[58] Field of Search ..... D7/508, 555, 361, D7/354, 560, 565, 540, 538, 502, 506, 547, 548, 549, 550, 551, 552, 553, 554, 556, 557, 584, 585, 586, 588, 571, 325, 539, 523, 545, 544, 542, 505; 220/555, 575, 427, 428, 429, 671; D30/129, 130; D9/428, 429, 341, 425

### [57] CLAIM

The ornamental design for stackable hot dog plate with center compartment, as shown and described.

### DESCRIPTION

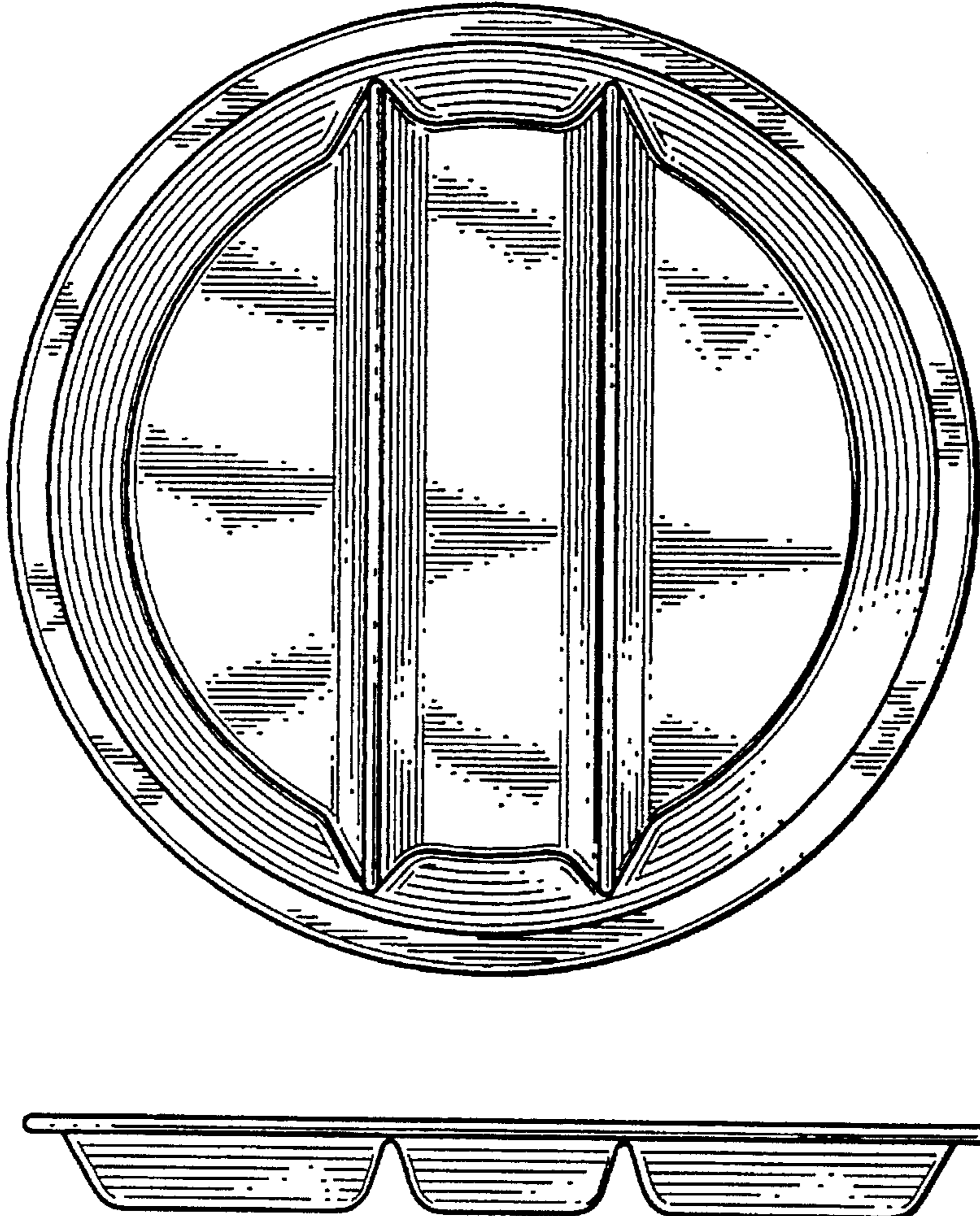
FIG. 1 is a top view of the stackable hot dog plate with center compartment showing my new design; FIG. 2 is a front elevational view thereof; FIG. 3 is a bottom view thereof; and, FIG. 4 is a left side elevational view thereof, the right side elevational view being a mirror image thereof.

### [56] References Cited

#### U.S. PATENT DOCUMENTS

D. 55,218	5/1920	Torgeson .....	D7/535
D. 98,015	12/1935	Posey .....	D7/555
D. 225,364	12/1972	Antoni .....	D7/552

**1 Claim, 1 Drawing Sheet**



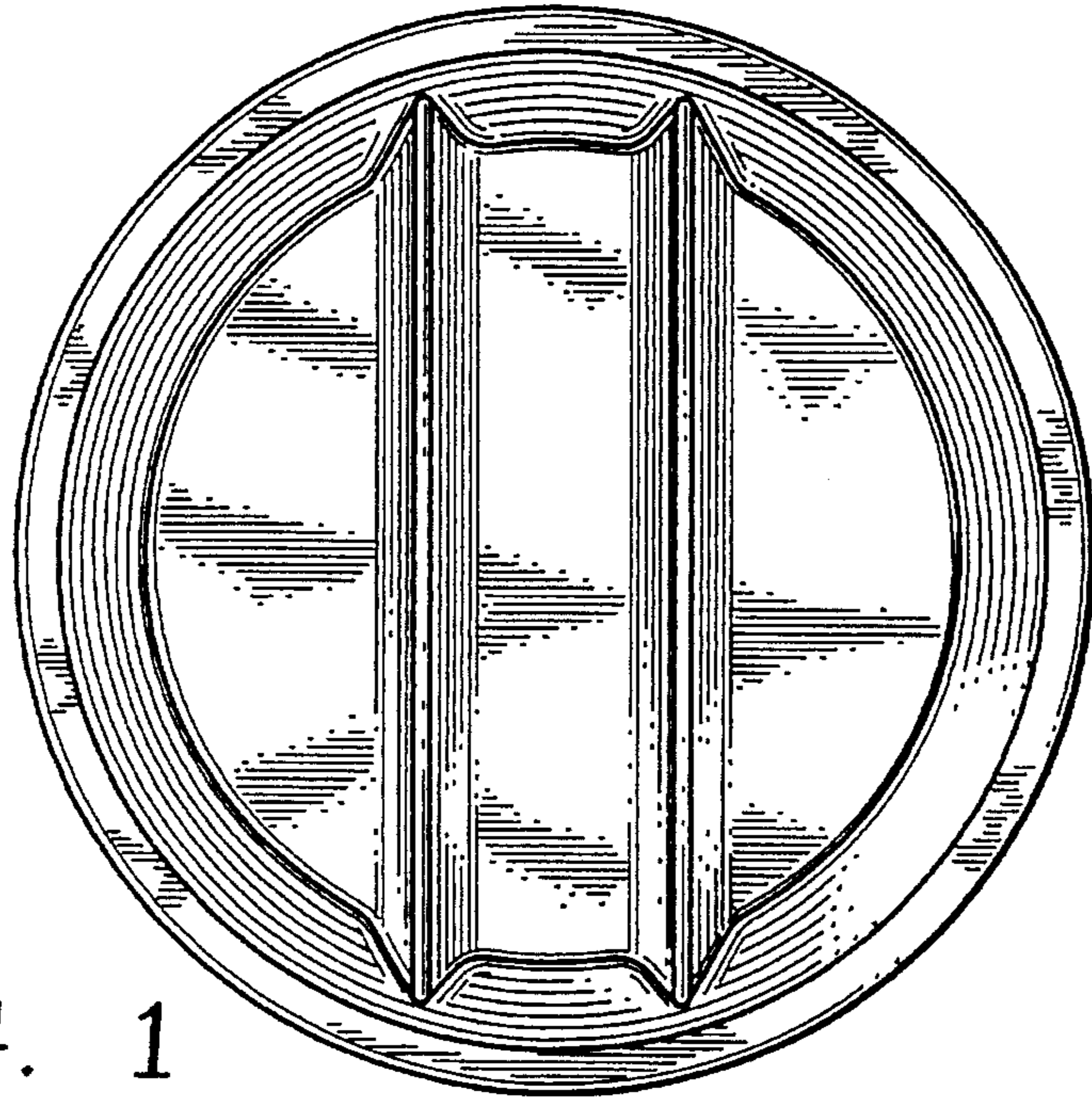


FIG. 1




FIG. 2

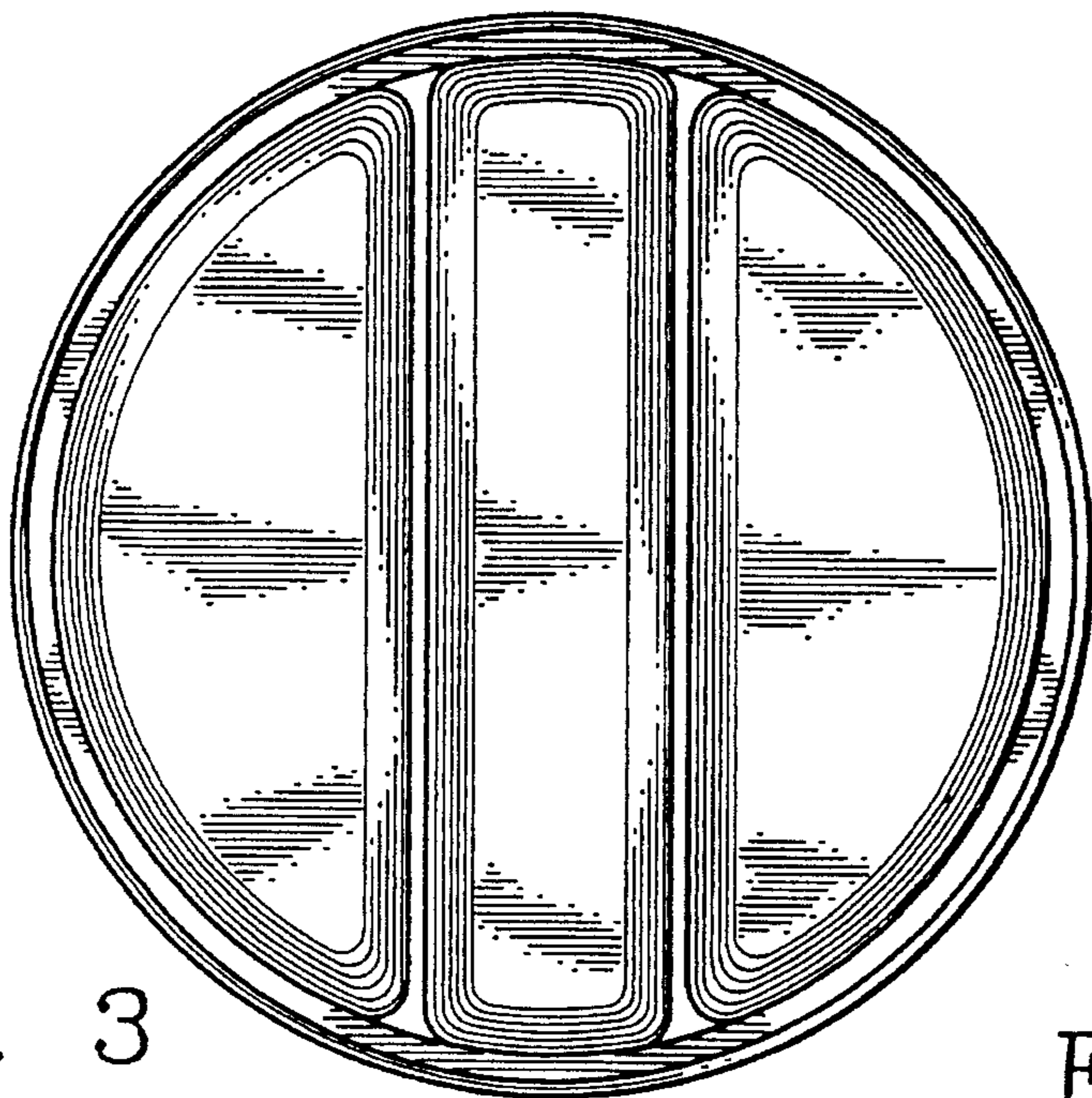


FIG. 3



FIG. 4