



US00D373509S

United States Patent [19]

Bormioli

[11] **Patent Number: Des. 373,509**

[45] **Date of Patent: **Sep. 10, 1996**

[54] **CONTAINER**

[75] **Inventor: Rocco Bormioli, Parma, Italy**

[73] **Assignee: Vetreria Parmense Bormioli Rocco S.p.A., Parma, Italy**

[**] **Term: 14 Years**

[21] **Appl. No.: 20,941**

[22] **Filed: Apr. 5, 1994**

[30] **Foreign Application Priority Data**

Oct. 8, 1993 [IT] Italy M09300007

[52] **U.S. Cl. D7/550; D7/543**

[58] **Field of Search D7/543, 545, 587, D7/550, 554, 555, 548; 220/574, 643, 657, 659; D9/424, 425**

[56] **References Cited**

U.S. PATENT DOCUMENTS

- D. 118,557 1/1940 Guild D7/545
- D. 119,855 4/1940 Guild D7/550

- D. 194,277 12/1962 Curtis D7/545
- D. 232,293 8/1974 Christian et al. D9/425 X
- D. 246,818 1/1978 Breger D7/545
- D. 276,870 12/1984 Gulotta D7/545 X
- D. 279,067 6/1985 Kuster D7/550
- D. 298,903 12/1988 Watson et al. D7/545
- D. 316,210 4/1991 Giugiaro D7/545
- 2,963,197 12/1960 Lyon, Jr. 220/574 X

Primary Examiner—Alan P. Douglas
Assistant Examiner—M. N. Pandozzi
Attorney, Agent, or Firm—Laff, Whitesel, Conte & Saret, Ltd.

[57] **CLAIM**

The ornamental design for a container, as shown.

DESCRIPTION

FIG. 1 is a top plan view of a container showing my new design;
FIG. 2 is a left side elevational view thereof;
FIG. 3 is a right side elevational view thereof; and,
FIG. 4 is a bottom plan view thereof.

1 Claim, 1 Drawing Sheet

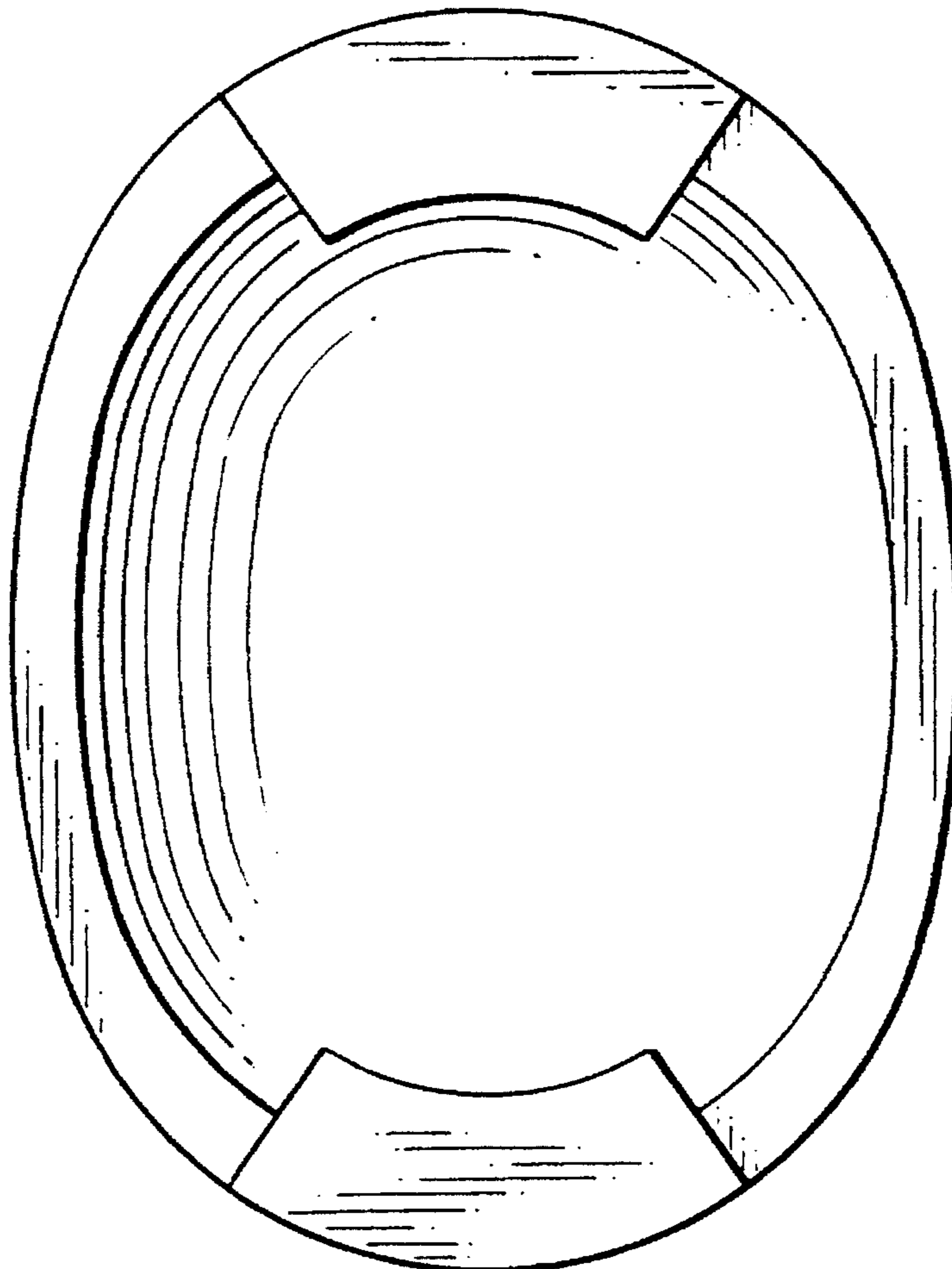


FIG. 4

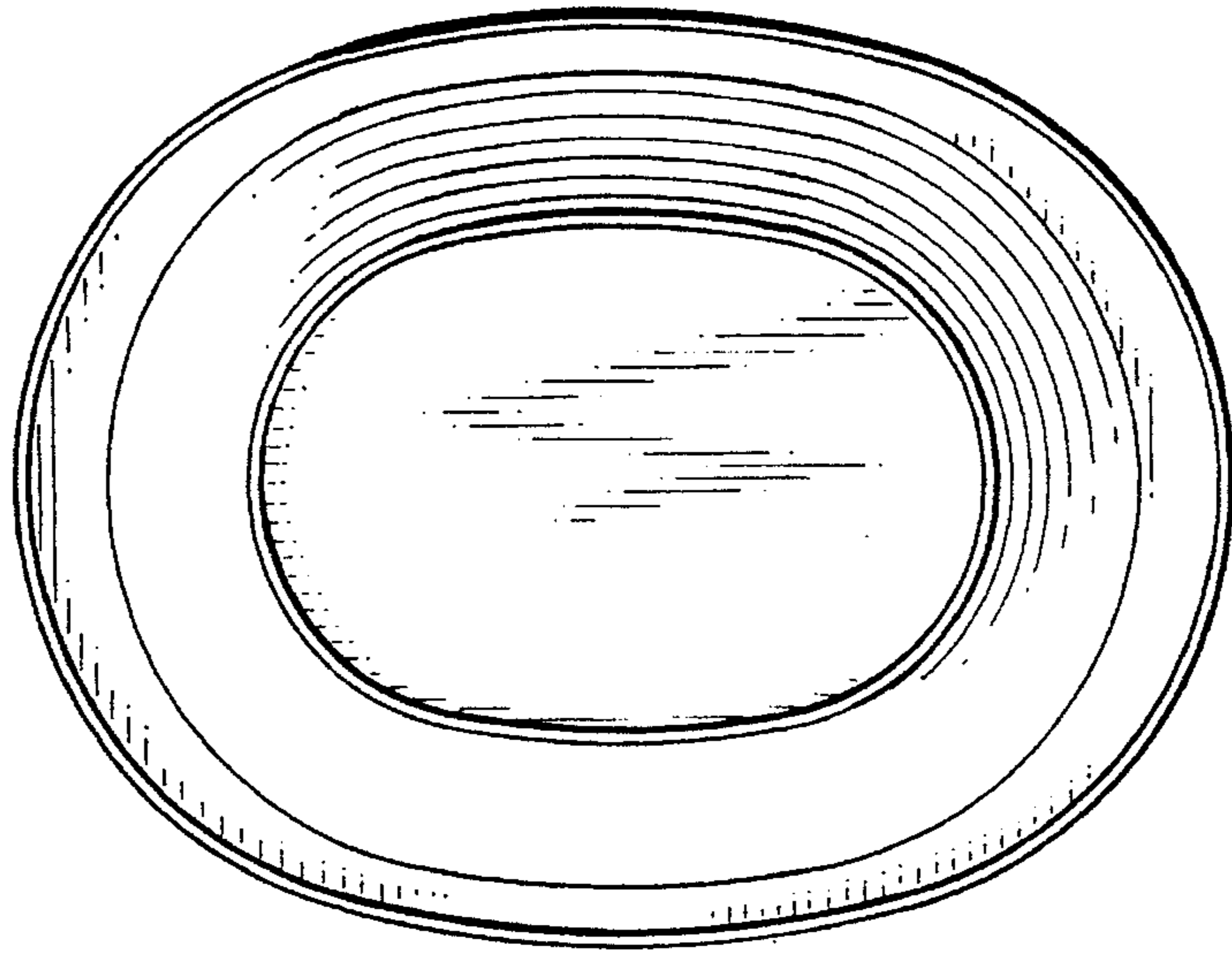


FIG. 3




FIG. 1

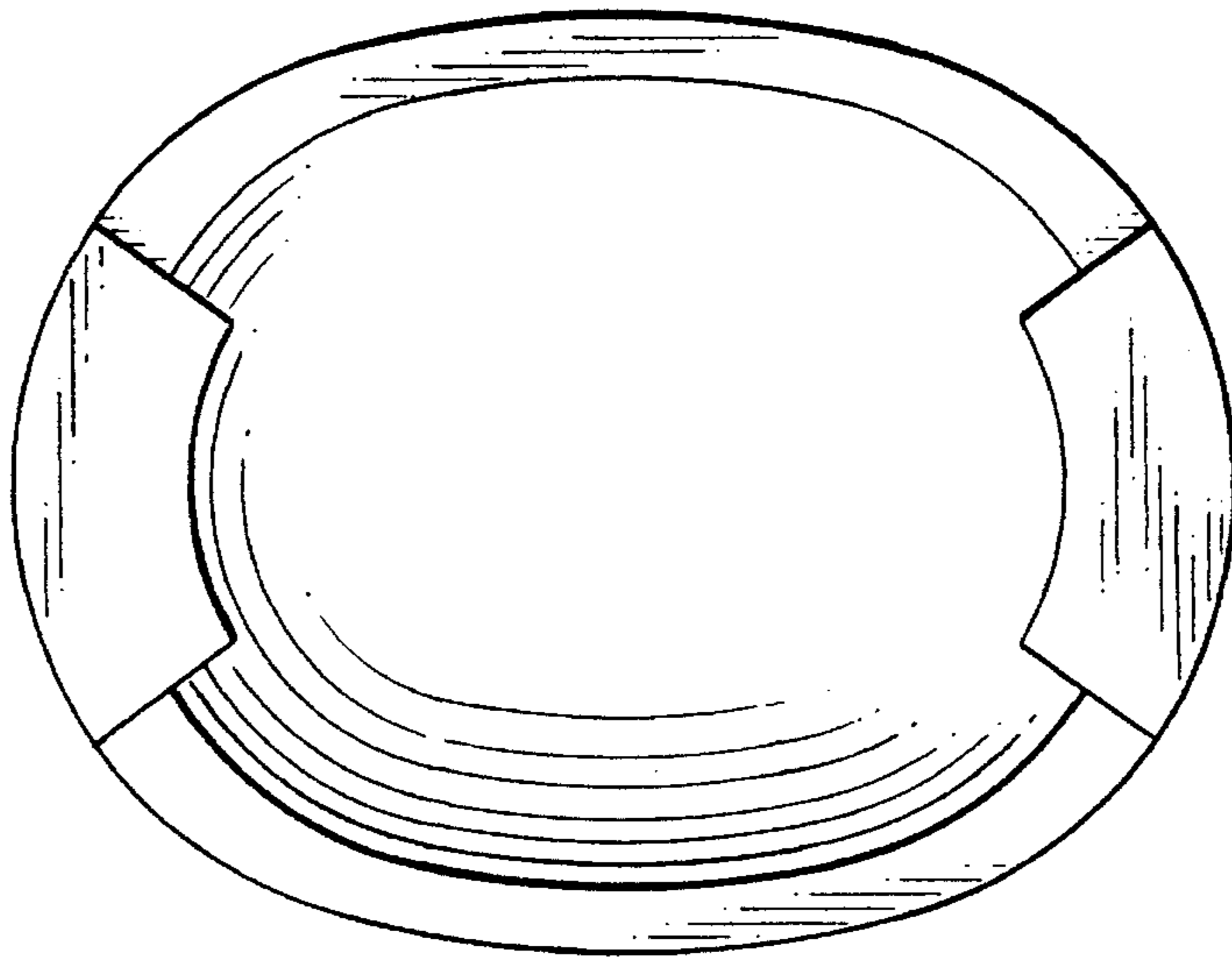


FIG. 2

