



US00D373492S

United States Patent [19]

Stanley

[11] Patent Number: **Des. 373,492**

[45] Date of Patent: ****Sep. 10, 1996**

[54] **DISPLAY RACK**

[75] Inventor: **Patricia A. Stanley**, Mooresboro, N.C.

[73] Assignee: **Classical Heirlooms, Inc.**, Forest City, N.C.

[**] Term: **14 Years**

[21] Appl. No.: **35,795**

[22] Filed: **Mar. 7, 1995**

D. 97,137	10/1935	Koch	D6/467
D. 134,110	10/1942	Bersin et al.	D6/458
D. 284,916	8/1986	Marks	D6/462
D. 298,460	11/1988	Pryor	D6/462 X
D. 332,191	1/1993	Axhamre	D6/408 X
D. 361,224	8/1995	Stanley	D6/458
1,754,998	4/1930	Geartts	D6/414 X

Primary Examiner—Jeffrey Asch
Attorney, Agent, or Firm—Dority & Manning

[57] CLAIM

The ornamental design for a display rack, as shown and described.

Related U.S. Application Data

[62] Division of Ser. No. 3,551, Jan. 12, 1993, Pat. No. Des. 361,224.

[52] U.S. Cl. **D6/458**

[58] Field of Search D6/455, 411, 457-458, D6/462, 415, 403, 404, 405, 415, 463-465; 248/158; 211/133, 181, 13, 182, 163; D26/102, 58

DESCRIPTION

FIG. 1 is a side elevational view of a display rack in accordance with the present invention, the opposite side being the same in appearance;

FIG. 2 is a side elevational view rotated 90° from FIG. 1, the opposite side being the same in appearance;

FIG. 3 is a top plan view;

FIG. 4 is a bottom plan view thereof; and,


FIG. 5 is a perspective view thereof.

[56] References Cited

U.S. PATENT DOCUMENTS

D. 51,977 4/1918 Weare D26/58 X

1 Claim, 4 Drawing Sheets



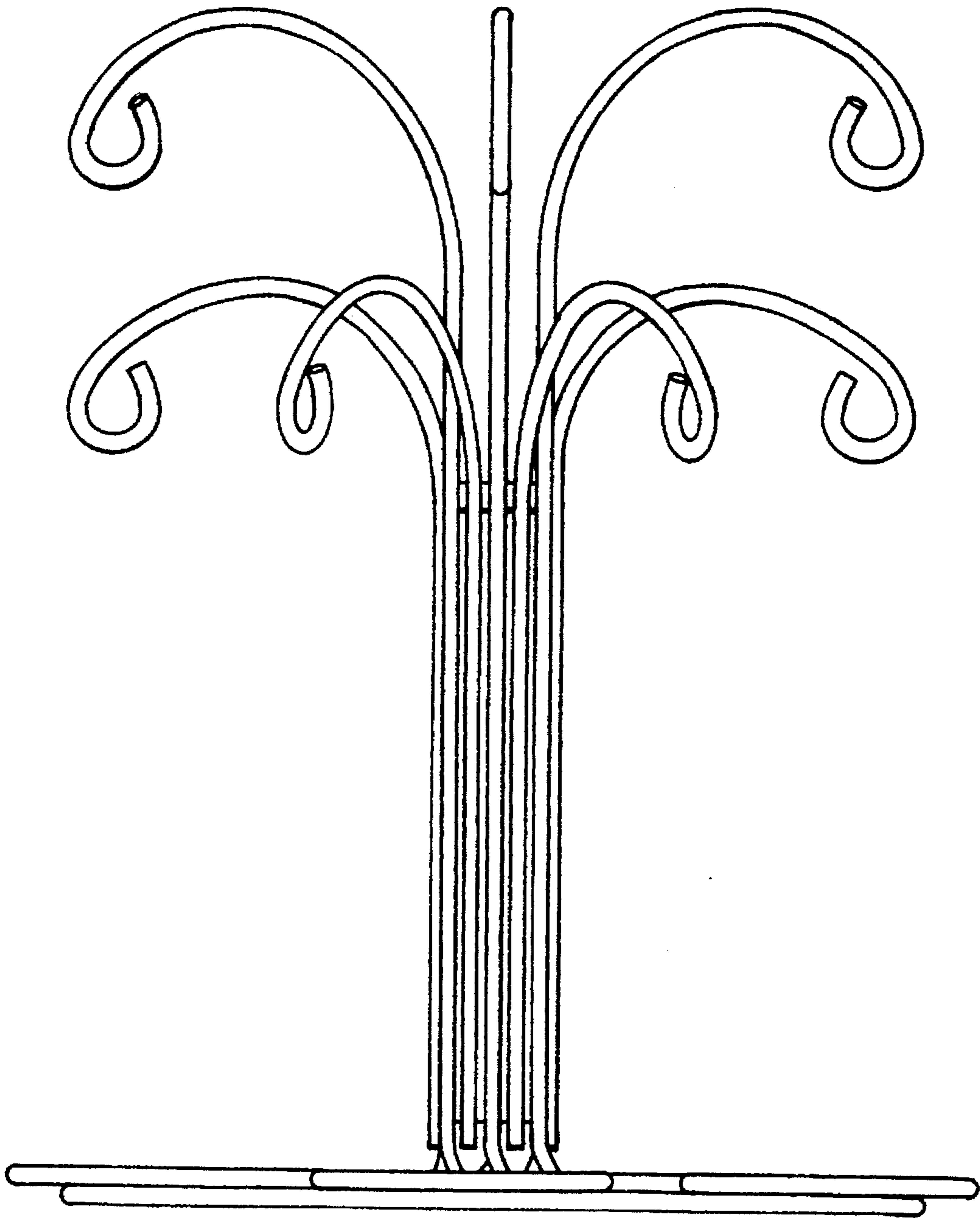


Fig. 1




Fig. 2

Fig. 3


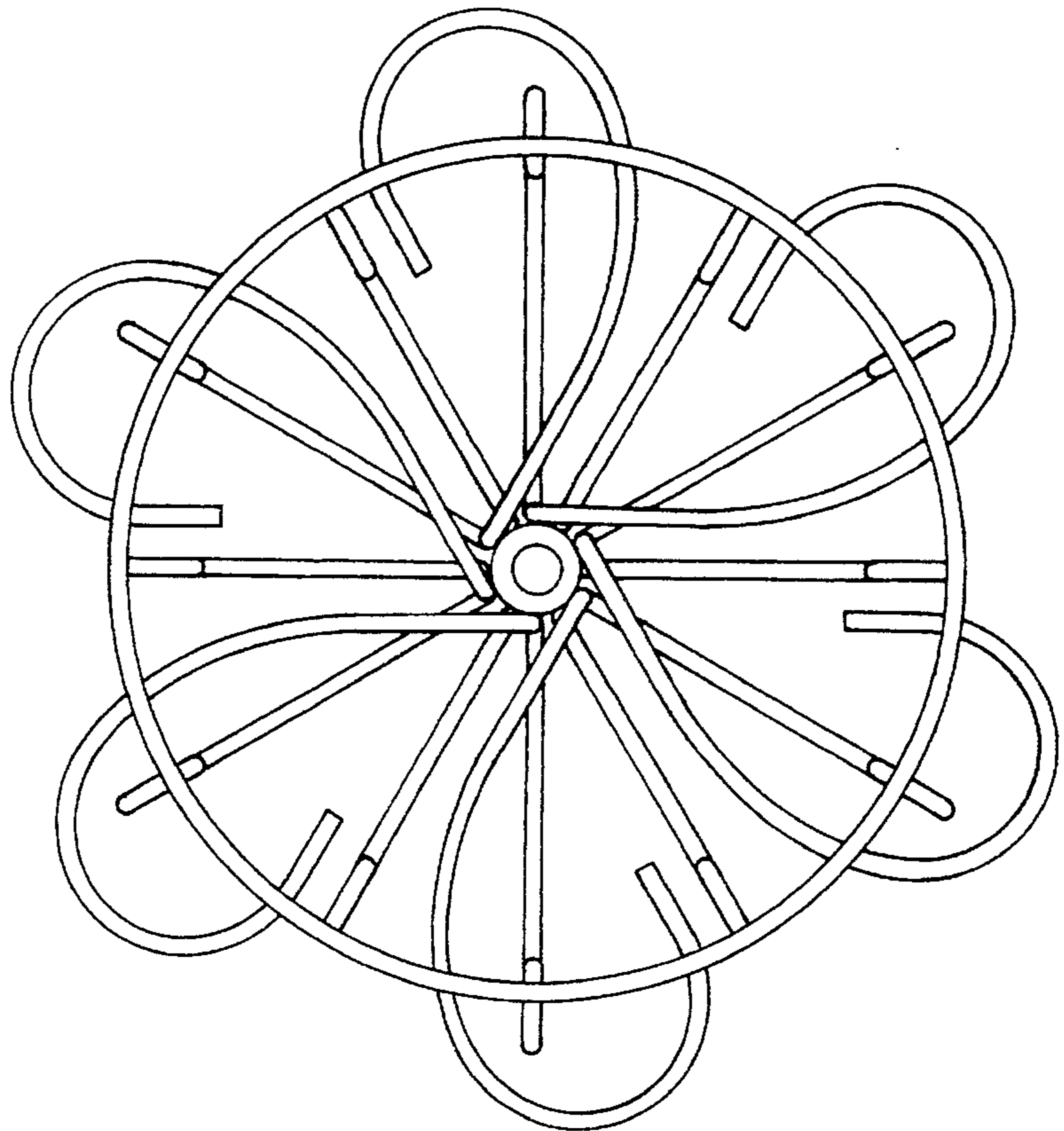


Fig. 4






Fig. 5