



US00D373481S

United States Patent [19]

Grosfillex

[11] Patent Number: **Des. 373,481**

[45] Date of Patent: ****Sep. 10, 1996**

[54] **ARMCHAIR**

[75] Inventor: **Raymond Grosfillex**, Oyonnax, France

[73] Assignee: **Grosfillex Sarl**, Oyonnax, France

[**] Term: **14 Years**

[21] Appl. No.: **43,807**

[22] Filed: **Sep. 12, 1995**

[30] **Foreign Application Priority Data**

Jul. 24, 1995 [XH] Hague Agreement DMA/003008

[52] **U.S. Cl.** **D6/370**; D6/367; D6/379

[58] **Field of Search** D6/334, 367, 369,
D6/370, 374, 375, 376, 379, 380, 500,
501, 502; 297/239, 451.12

[56] **References Cited**

U.S. PATENT DOCUMENTS

D. 333,926 3/1993 Hubert D6/374

D. 335,972 6/1993 Lamalle D6/379

D. 341,727 11/1993 Grosfillex D6/370

D. 360,537 7/1995 Van Skiver D6/370
D. 362,556 9/1995 Van Skiver D6/370
D. 362,759 10/1995 Sagol D6/370

Primary Examiner—Gary D. Watson
Attorney, Agent, or Firm—Dowell & Dowell

[57] **CLAIM**

The ornamental design for an armchair, as shown and described.

DESCRIPTION

FIG. 1 is a front perspective view of an armchair showing my new design;

FIG. 2 is a front elevational view thereof;

FIG. 3 is a rear elevational view thereof;


FIG. 4 is a left side view thereof showing the back in an alternate position, the right side being a mirror image thereof;

FIG. 5 is a left side view thereof showing the back in an upright position, the right side being a mirror image thereof;

FIG. 6 is a top plan view thereof; and,

FIG. 7 is a bottom plan view thereof.

1 Claim, 2 Drawing Sheets






FIG. 1

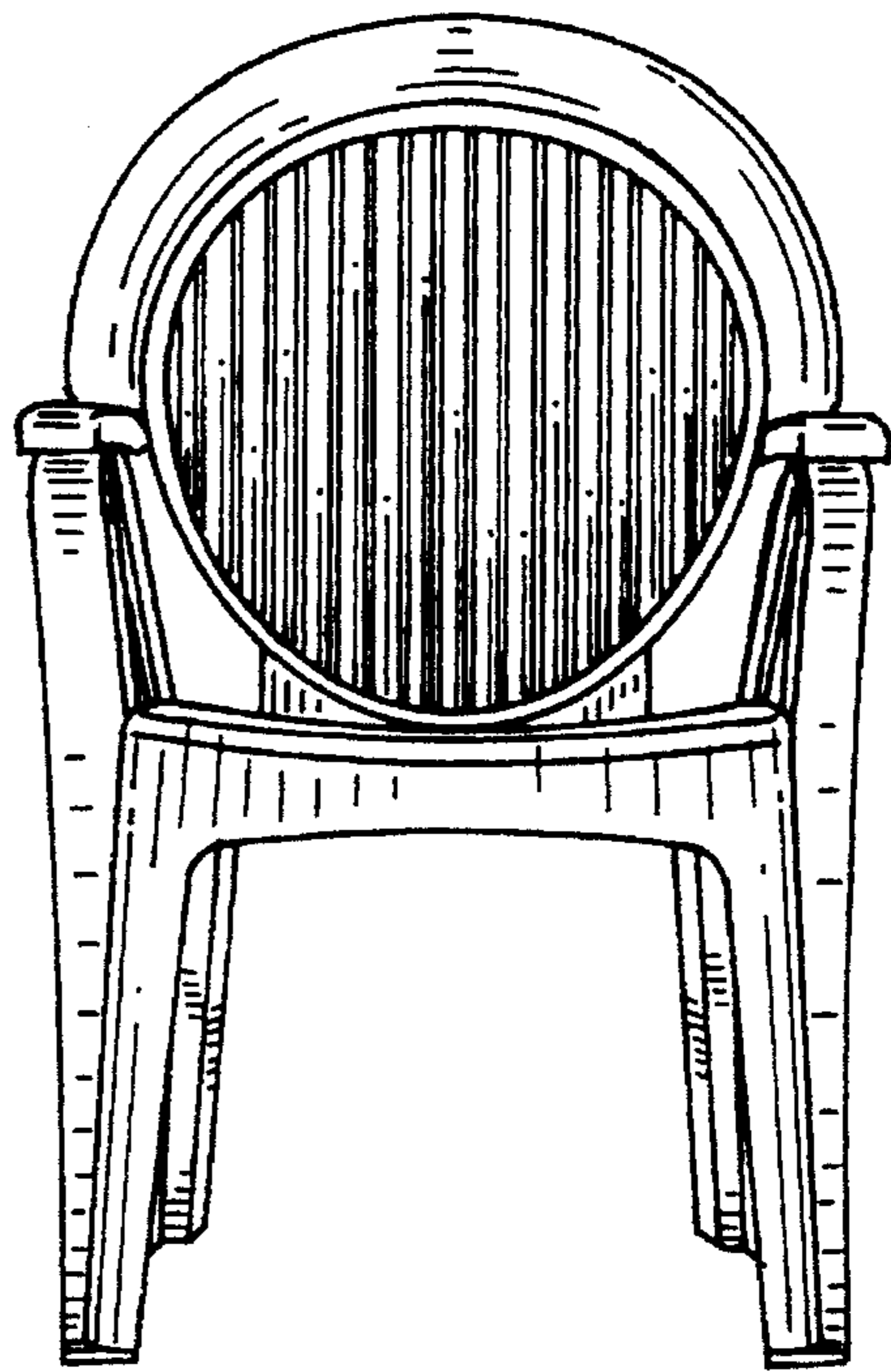


FIG. 2

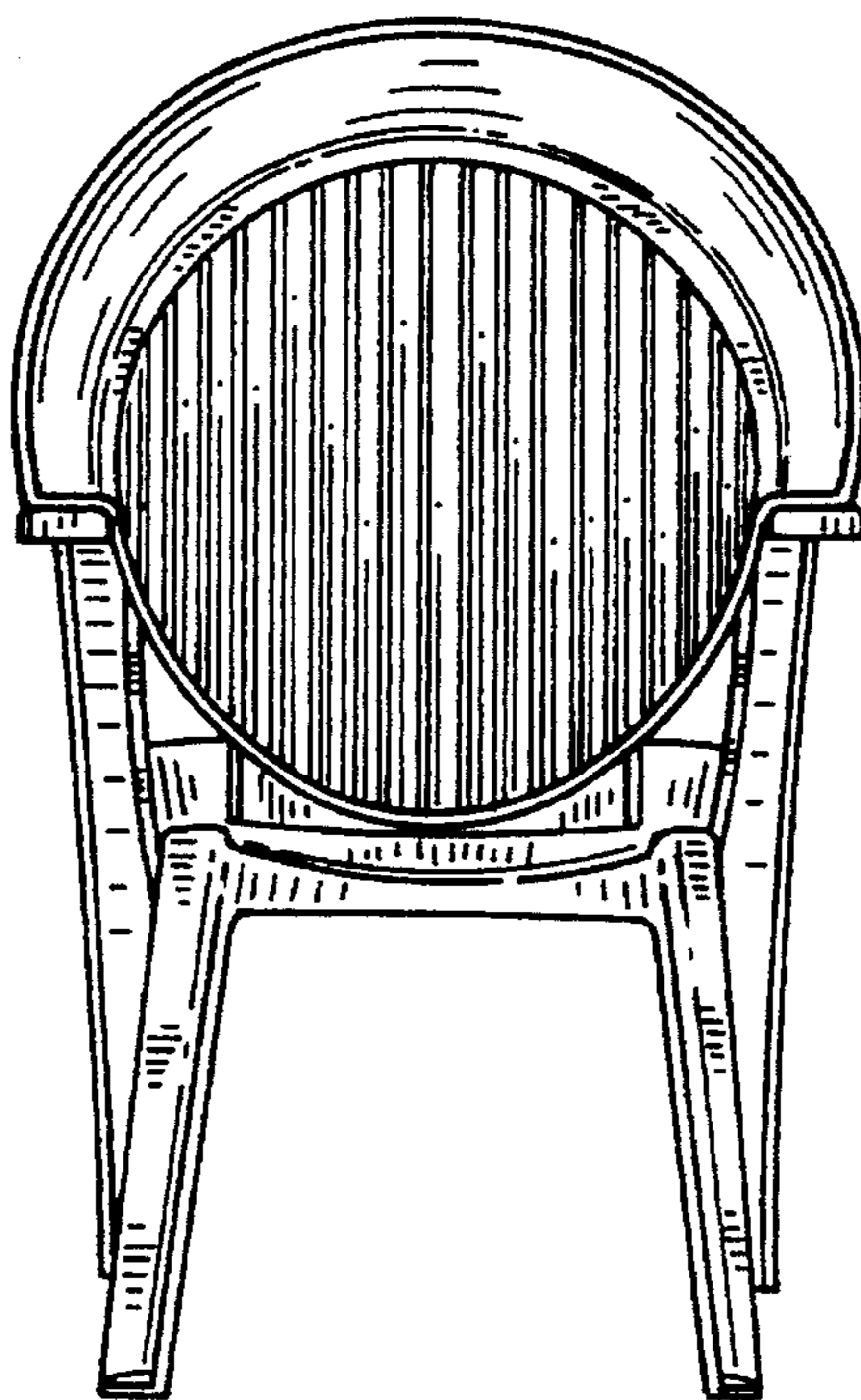


FIG. 3

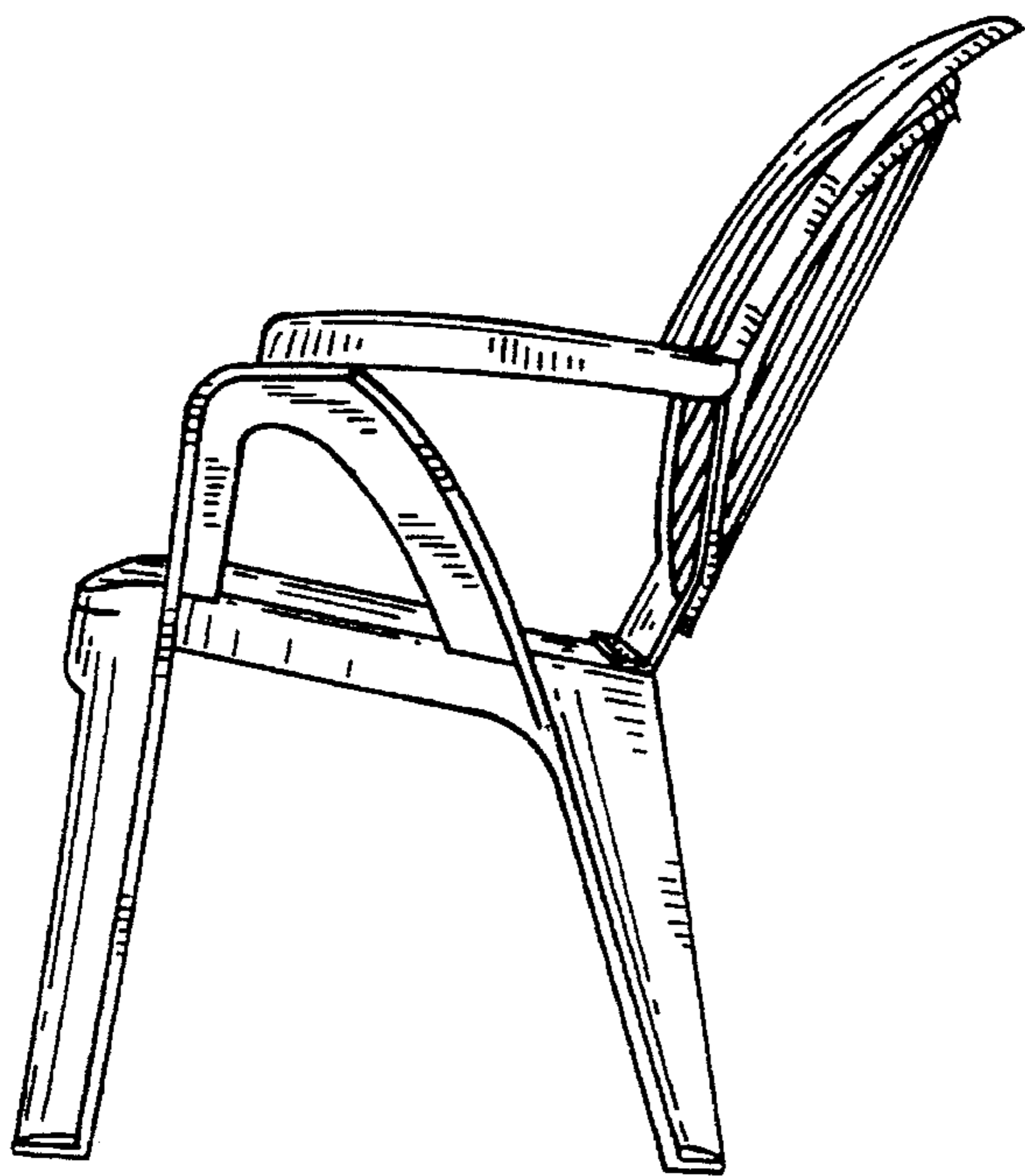


FIG. 4

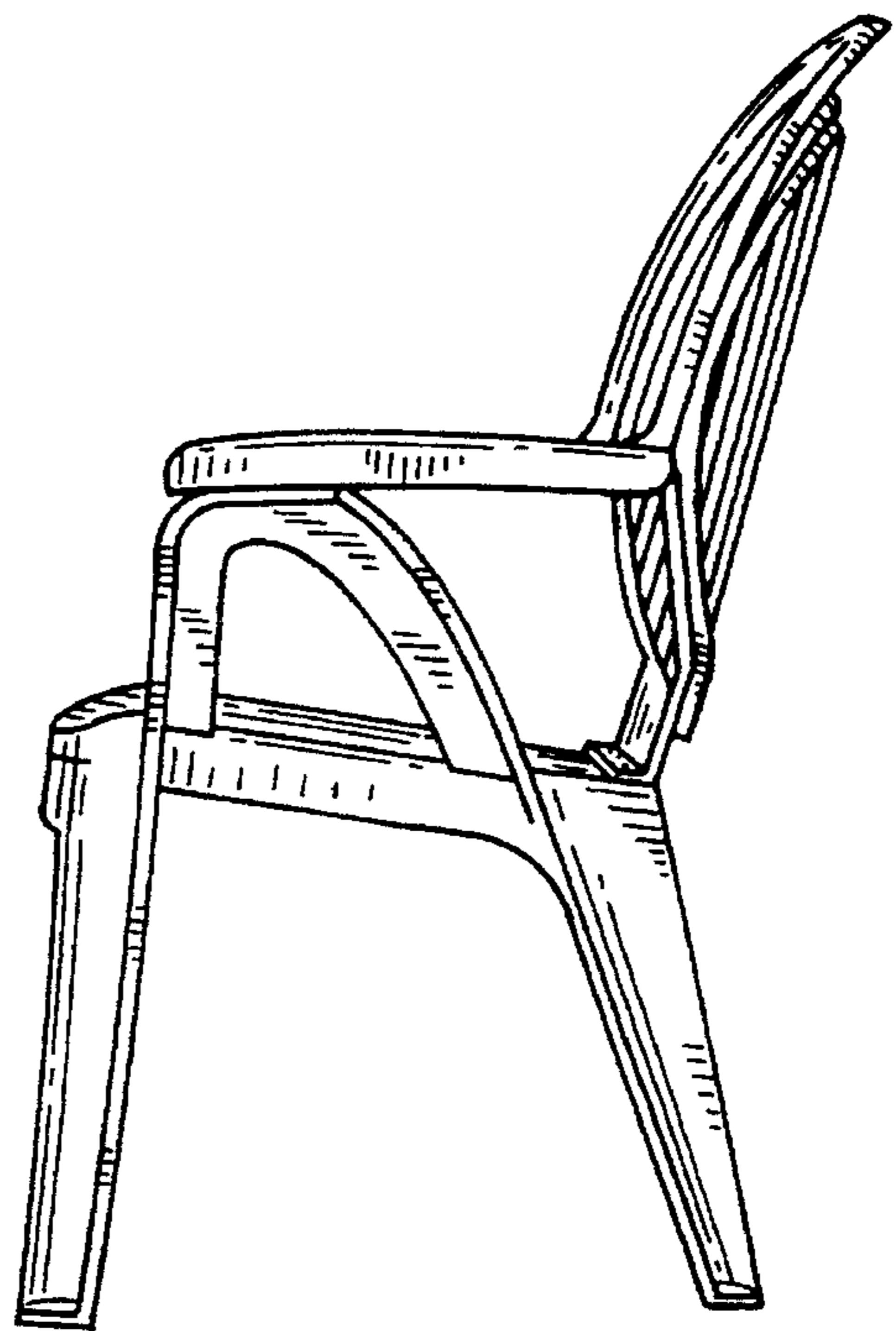


FIG. 5




FIG. 6




FIG. 7