



US00D373480S

United States Patent [19]

Grosfillex

[11] Patent Number: **Des. 373,480**

[45] Date of Patent: ****Sep. 10, 1996**

[54] **ARMCHAIR**

[75] Inventor: **Raymond Grosfillex**, Oyonnax, France

[73] Assignee: **Grosfillex Sarl**, Oyonnax, France

[**] Term: **14 Years**

[21] Appl. No.: **43,750**

[22] Filed: **Sep. 12, 1995**

[30] **Foreign Application Priority Data**

Jul. 24, 1995 [XH] Hague Agreement DMA/003008

[52] **U.S. Cl.** **D6/370; D6/379**

[58] **Field of Search** D6/334, 367, 370,
D6/374, 375, 376, 379, 380, 500, 501,
502; 297/239, 451.12

[56] **References Cited**

U.S. PATENT DOCUMENTS

D. 328,827	8/1992	Grosfillex	D6/370
D. 329,339	9/1992	Grosfillex	D6/370
D. 331,323	12/1992	Grosfillex	D6/370
D. 331,324	12/1992	Grosfillex	D6/375
D. 333,926	3/1993	Hubert	D6/374
D. 335,972	6/1993	Lamalle	D6/379

D. 360,537	7/1995	Van Skiver	D6/370
D. 362,556	9/1995	Van Skiver	D6/370
D. 364,748	12/1995	Morin	D6/370

OTHER PUBLICATIONS

Grosfillex brochure, front cover, chair shown.

Primary Examiner—Gary D. Watson
Attorney, Agent, or Firm—Dowell & Dowell


[57] **CLAIM**

The ornamental design for an armchair, as shown and described.

DESCRIPTION

FIG. 1 is a front perspective view of an armchair showing my new design;
FIG. 2 is a front elevational view thereof;
FIG. 3 is a rear elevational view thereof;
FIG. 4 is a left side view thereof, a view from the right side being a mirror image thereof;
FIG. 5 is a left side view thereof showing the back adjusted to a position rearwardly of the position shown in FIG. 4;
FIG. 6 is a top plan view thereof; and,
FIG. 7 is a bottom plan view thereof.

1 Claim, 2 Drawing Sheets






FIG. 1

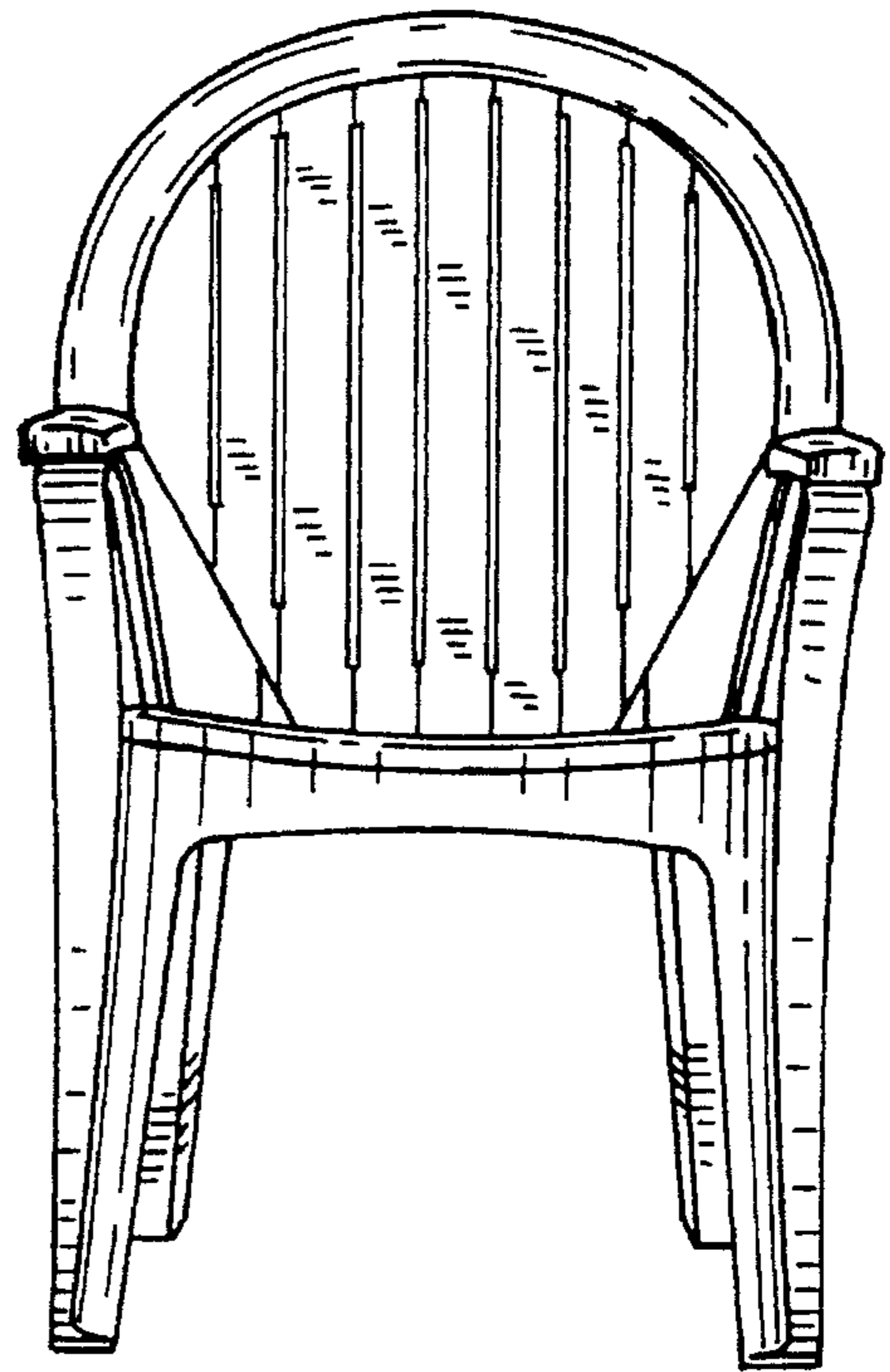


FIG. 2




FIG. 3

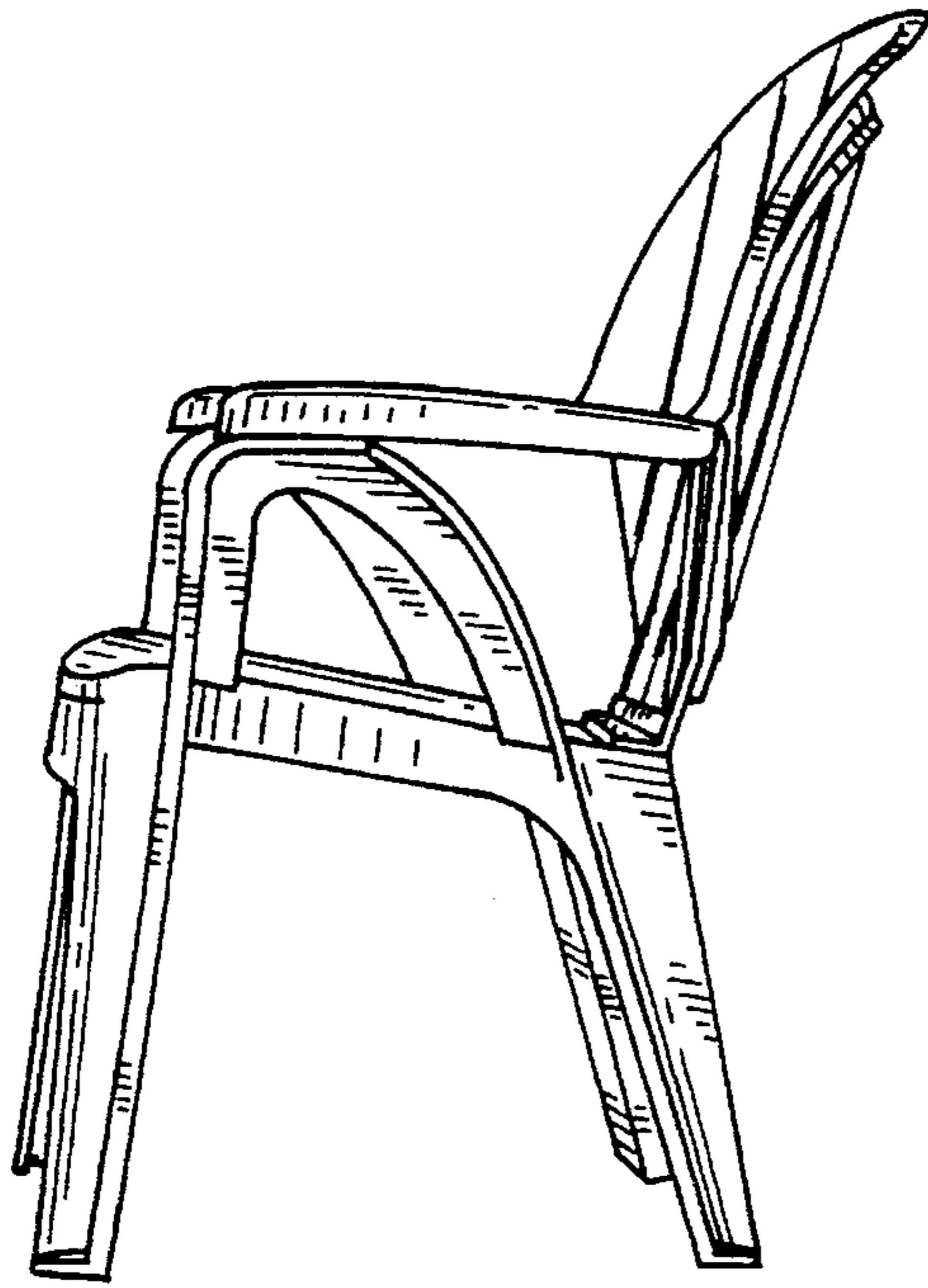


FIG. 4

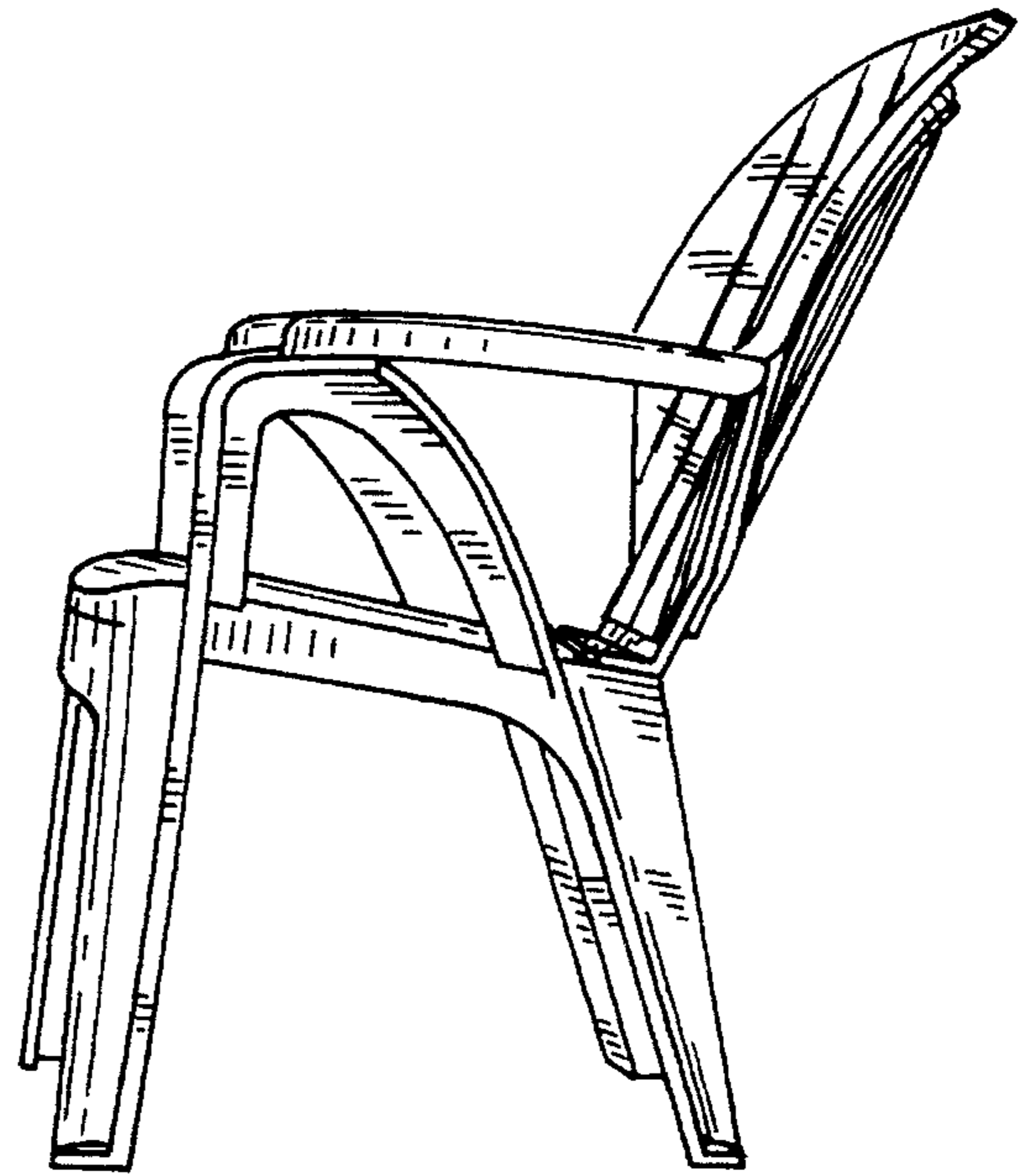


FIG. 5




FIG. 6




FIG. 7