



US00D373463S

# United States Patent [19]

[11] Patent Number: **Des. 373,463**

Greene

[45] Date of Patent: **\*\*Sep. 10, 1996**

[54] **SHOE UPPER**

D. 326,950 6/1992 Legacki et al. .  
D. 331,146 11/1992 Brown et al. .... D2/969

[75] Inventor: **Pamela S. Greene**, Portland, Oreg.

### OTHER PUBLICATIONS

[73] Assignee: **Nike, Inc.**, Beaverton, Oreg.

Nike Fall 1994 Catalog, p. 88 (published Nov. 1993).

[\*\*] Term: **14 Years**

*Primary Examiner*—Doris V. Coles  
*Attorney, Agent, or Firm*—Banner & Allegretti, Ltd.

[21] Appl. No.: **40,979**

### [57] CLAIM

[22] Filed: **Jun. 30, 1995**

The ornamental design for a shoe upper, as shown and described.

[52] U.S. Cl. .... **D2/969**

[58] Field of Search ..... D2/969, 970, 902,  
D2/907, 910, 912; 36/45, 50.1, 83, 88,  
89, 93, 102-104, 108-116

### DESCRIPTION

### [56] References Cited

#### U.S. PATENT DOCUMENTS

- D. 291,501 8/1987 Tong .
- D. 292,241 10/1987 Selbiger et al. .
- D. 295,576 5/1988 Selbiger .
- D. 297,281 8/1988 Lussier .
- D. 298,982 12/1988 Lussier .
- D. 306,652 3/1990 Kiyosawa .
- D. 307,509 5/1990 Kittle .

FIG. 1 is a side elevational view of a shoe upper showing my new design;

FIG. 2 is a side elevational view of the other side thereof;


FIG. 3 is a front elevational view thereof;

FIG. 4 is a rear elevational view thereof; and,

FIG. 5 is a top plan view thereof.

The broken line showing of a shoe sole in FIGS. 1-5 is for illustrative purposes only and forms no part of the claimed design.

**1 Claim, 3 Drawing Sheets**






FIG. 1



FIG. 2

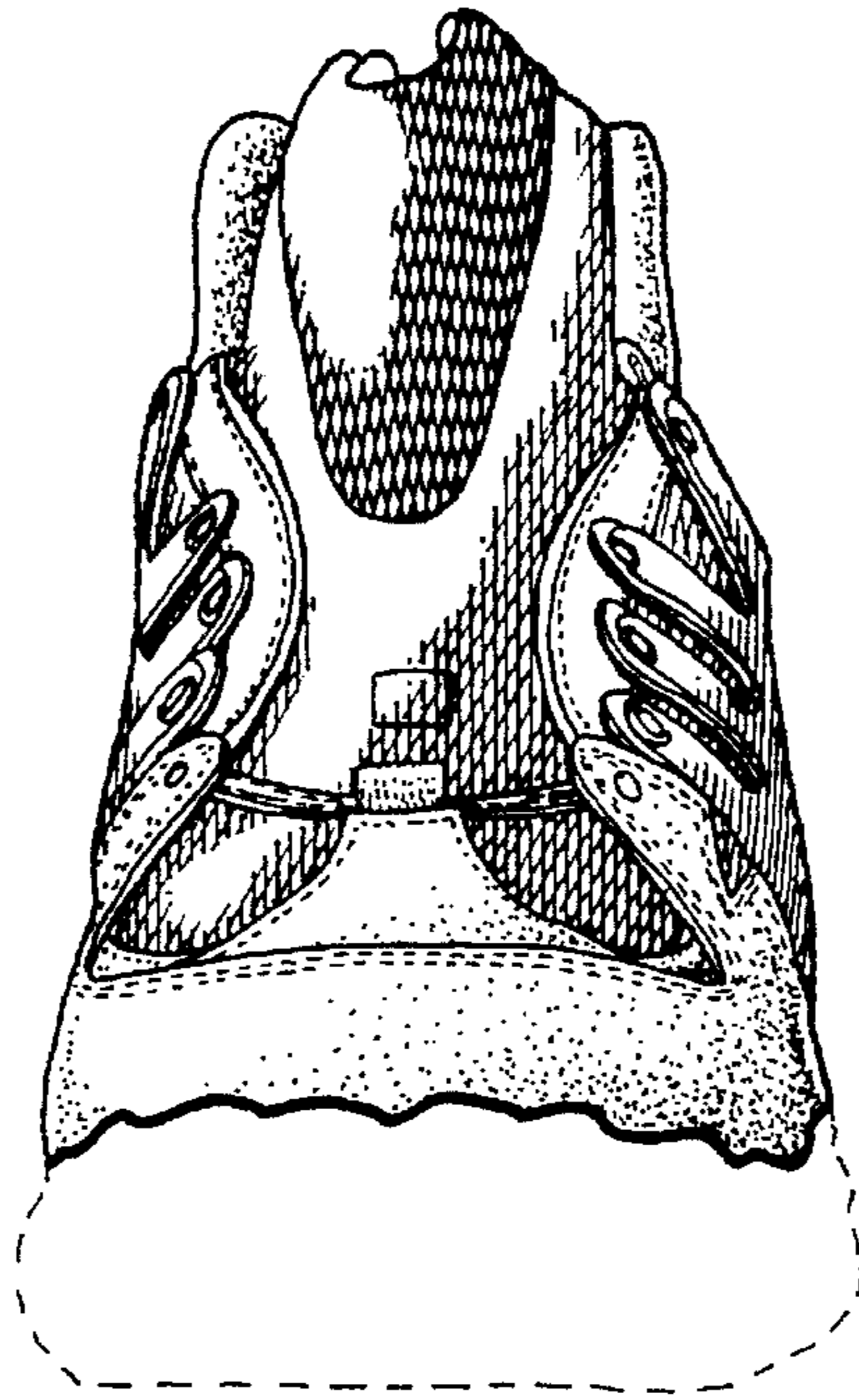


FIG. 3

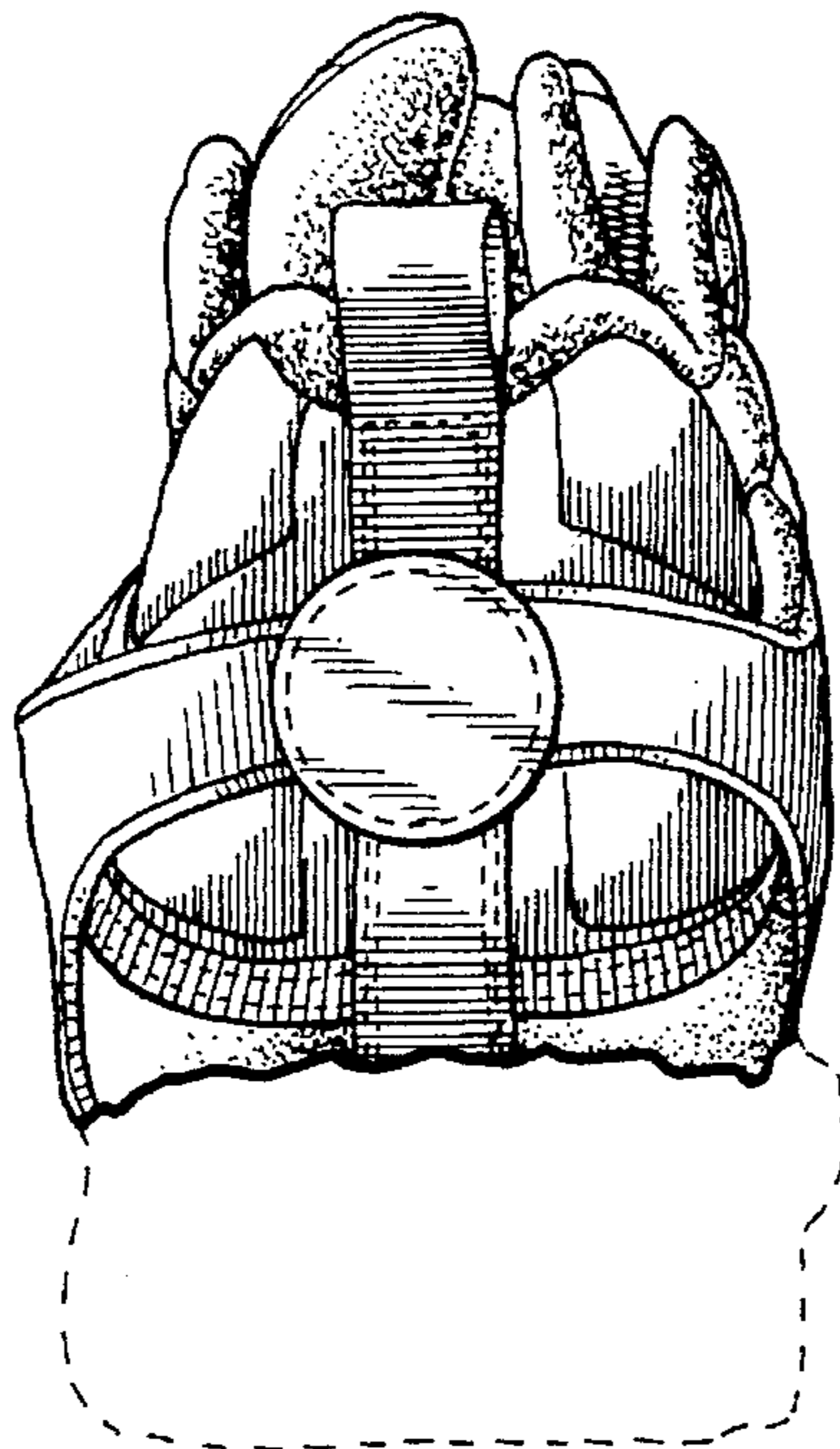


FIG. 4




FIG. 5