



US00D373461S

United States Patent [19]

[11] Patent Number: Des. 373,461

Smith

[45] Date of Patent: **Sep. 10, 1996

[54] SHOE UPPER

[75] Inventor: Wilson W. Smith, Beaverton, Oreg.

[73] Assignee: Nike, Inc., Beaverton, Oreg.

[**] Term: 14 Years

[21] Appl. No.: 37,874

[22] Filed: Apr. 21, 1995

[52] U.S. Cl. D2/969

[58] Field of Search D2/970, 969, 902, D2/907, 908, 910, 911, 912; 36/45, 50.1, 83, 88, 89, 102-104, 110, 116

Nike Footwear Catalog, Spring 1995, p. 95, published Jun. 1994.

Nike Footwear Catalog, Fall 1994, p. 114, published Nov. 1993.

Nike Footwear Catalog, Spring 1994, p. 40, published Jun. 1993.

Nike Footwear Catalog, Fall 1993, p. 96, published Dec. 1992.

Primary Examiner—Doris V. Coles
Attorney, Agent, or Firm—Banner & Allegretti, Ltd.

[56] References Cited

U.S. PATENT DOCUMENTS

D. 248,192	6/1978	Stevenson .	
D. 300,981	5/1989	Gerber et al. .	
D. 320,498	10/1991	Hatfield .	
D. 322,880	1/1992	Smith, III .	
D. 325,812	5/1992	Hatfield .	
D. 326,011	5/1992	Smith et al. .	
D. 331,827	12/1992	Coley et al. .	
D. 332,689	1/1993	Worthington .	
D. 333,209	2/1993	Greene .	
D. 335,386	5/1993	Greene .	
D. 339,448	9/1993	Teague .	
D. 339,451	9/1993	Greene	D2/970
D. 342,148	12/1993	Dahlsten .	
D. 342,602	12/1993	Morris et al.	D2/970
D. 353,937	1/1995	Smith	D2/969
D. 354,847	1/1995	Diaz et al.	D2/970

OTHER PUBLICATIONS

Nike Footwear Catalog, Fall 1995, p. 122, published Nov. 1994.

Nike Footwear Catalog, Late Spring 1995, pp. 23 and 61, published Sep. 1994.

[57] CLAIM

The ornamental design for a shoe upper, as shown and described.

DESCRIPTION

FIG. 1 is a side elevational view of one side of a shoe upper showing my new design;

FIG. 2 is a side elevational view of the other side of the shoe upper shown in FIG. 1;

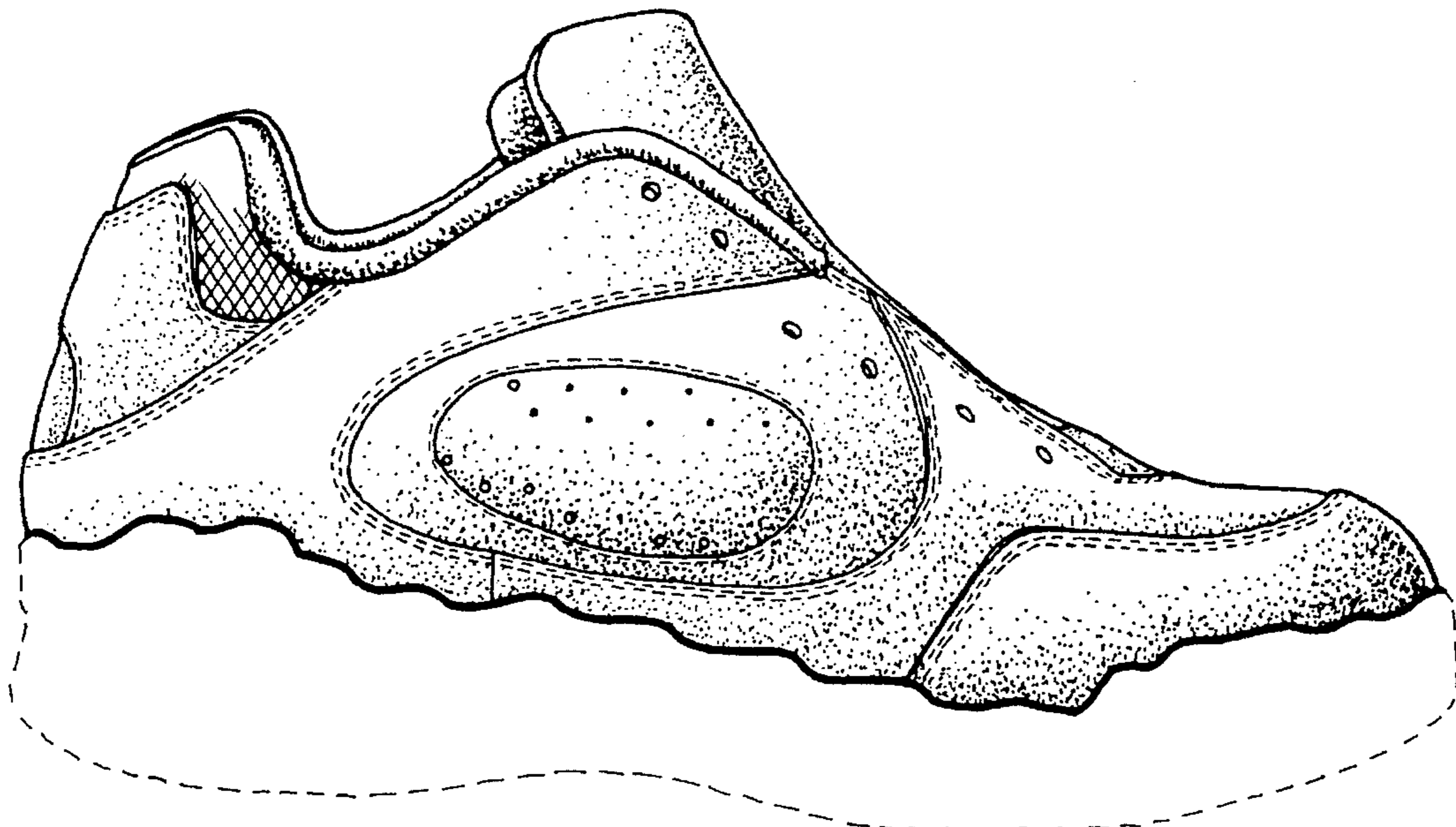
FIG. 3 is a front elevational view of the shoe upper shown in FIG. 1;

FIG. 4 is a rear elevational view of the shoe upper shown in FIG. 1; and,

FIG. 5 is a top plan view of the shoe upper shown in FIG. 1.

The broken line showing of a shoe sole is for illustrative purposes and forms no part of the claimed design.

1 Claim, 3 Drawing Sheets



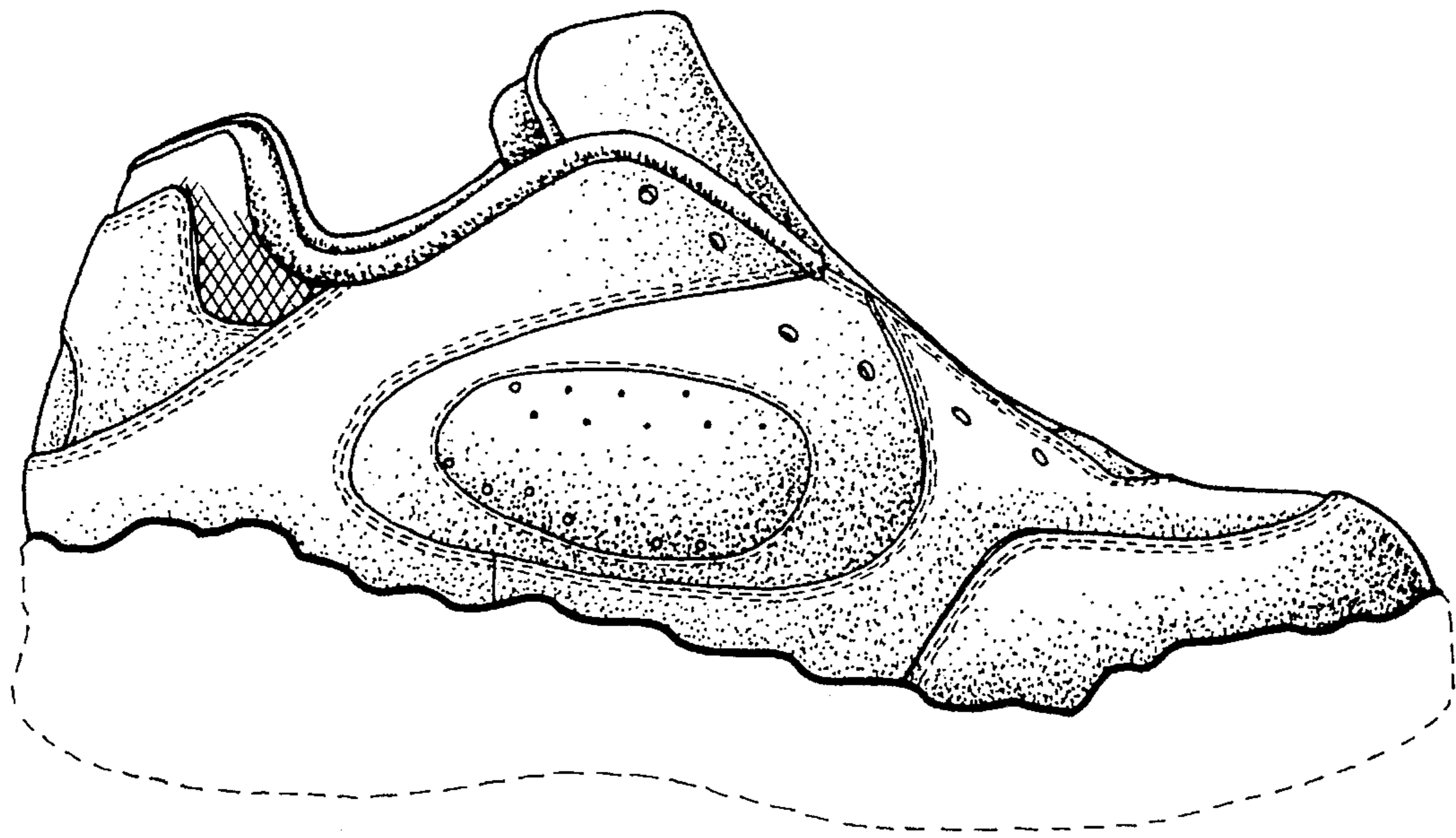


FIG. 1

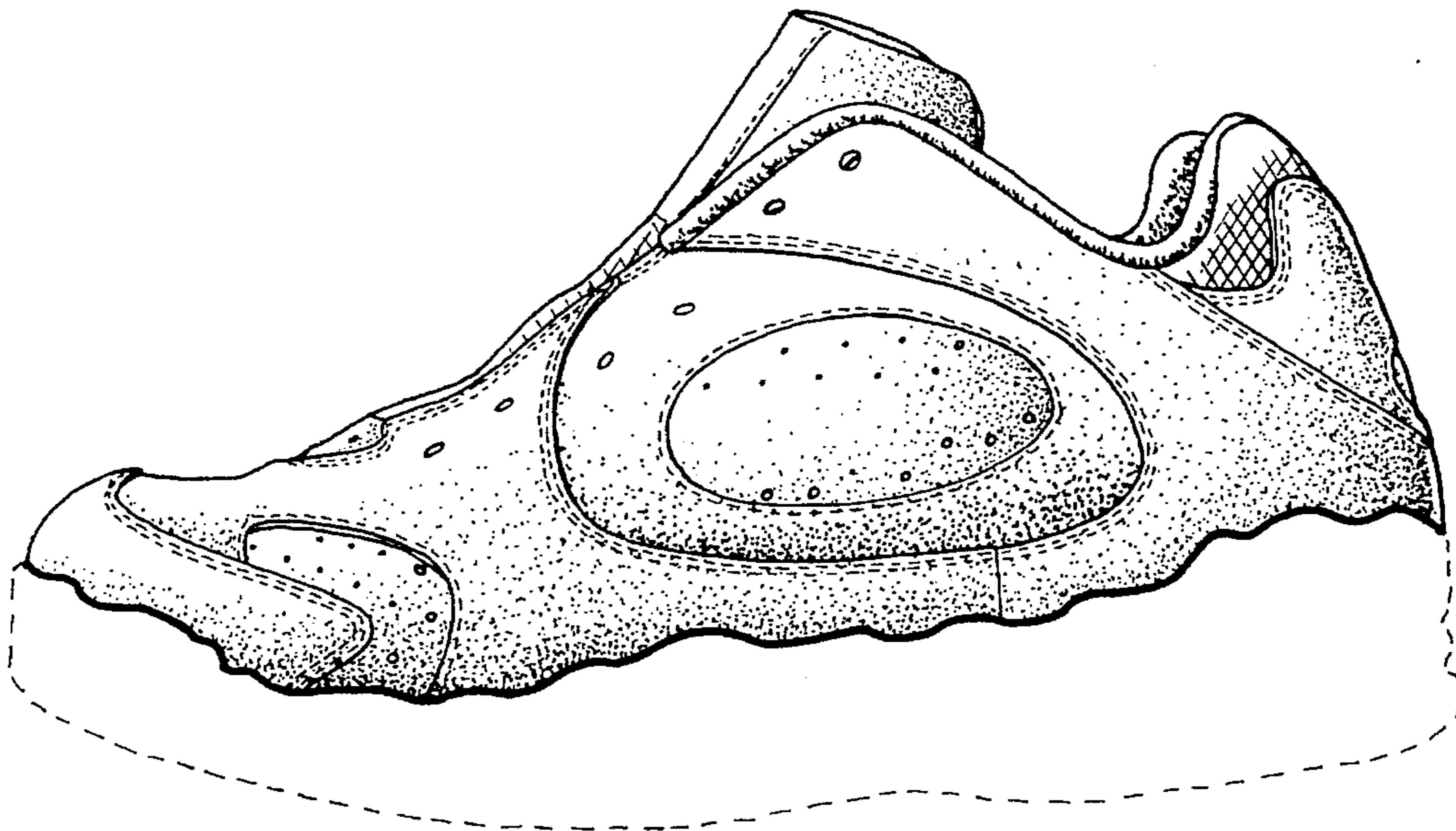


FIG. 2

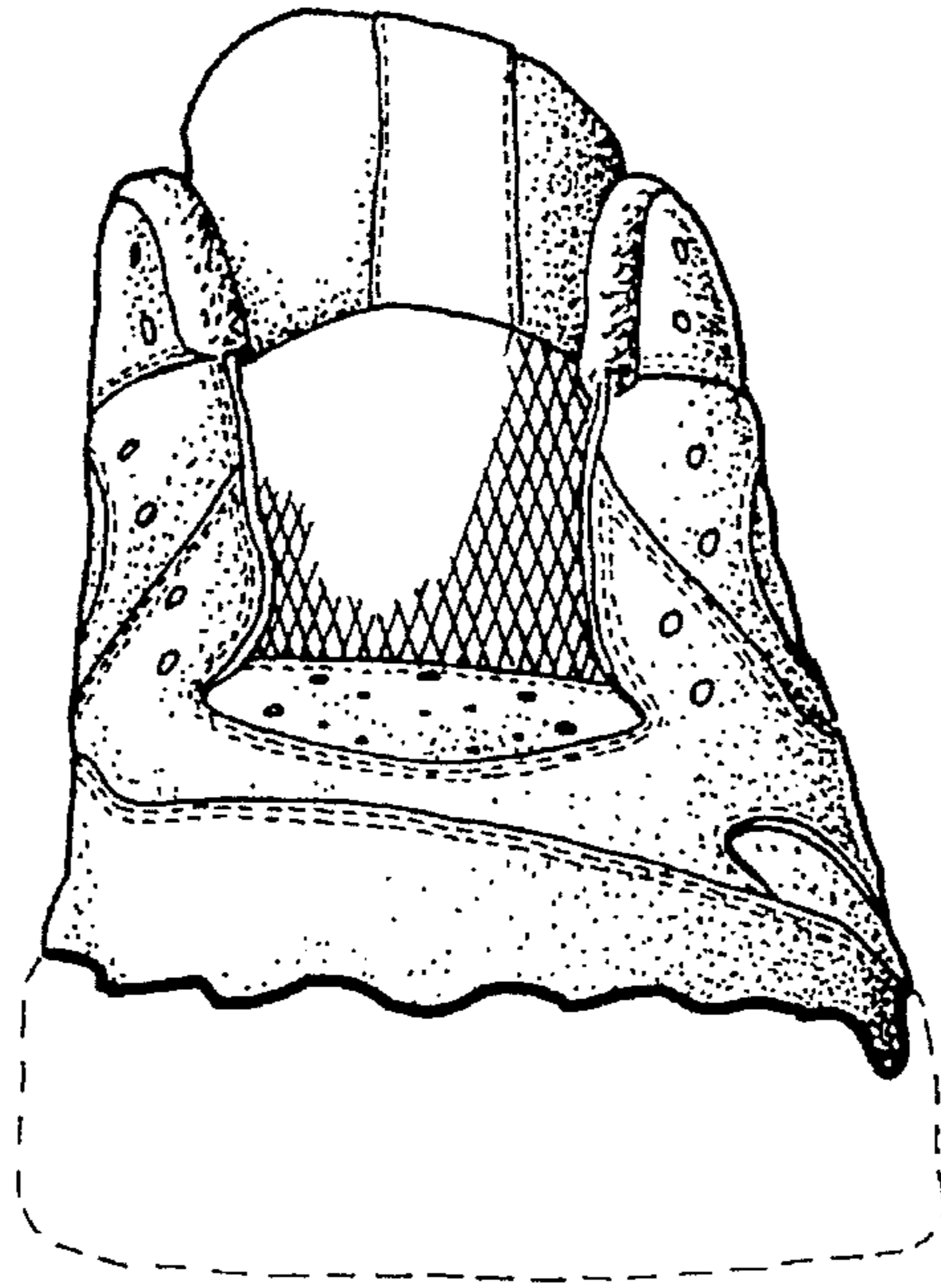


FIG. 3

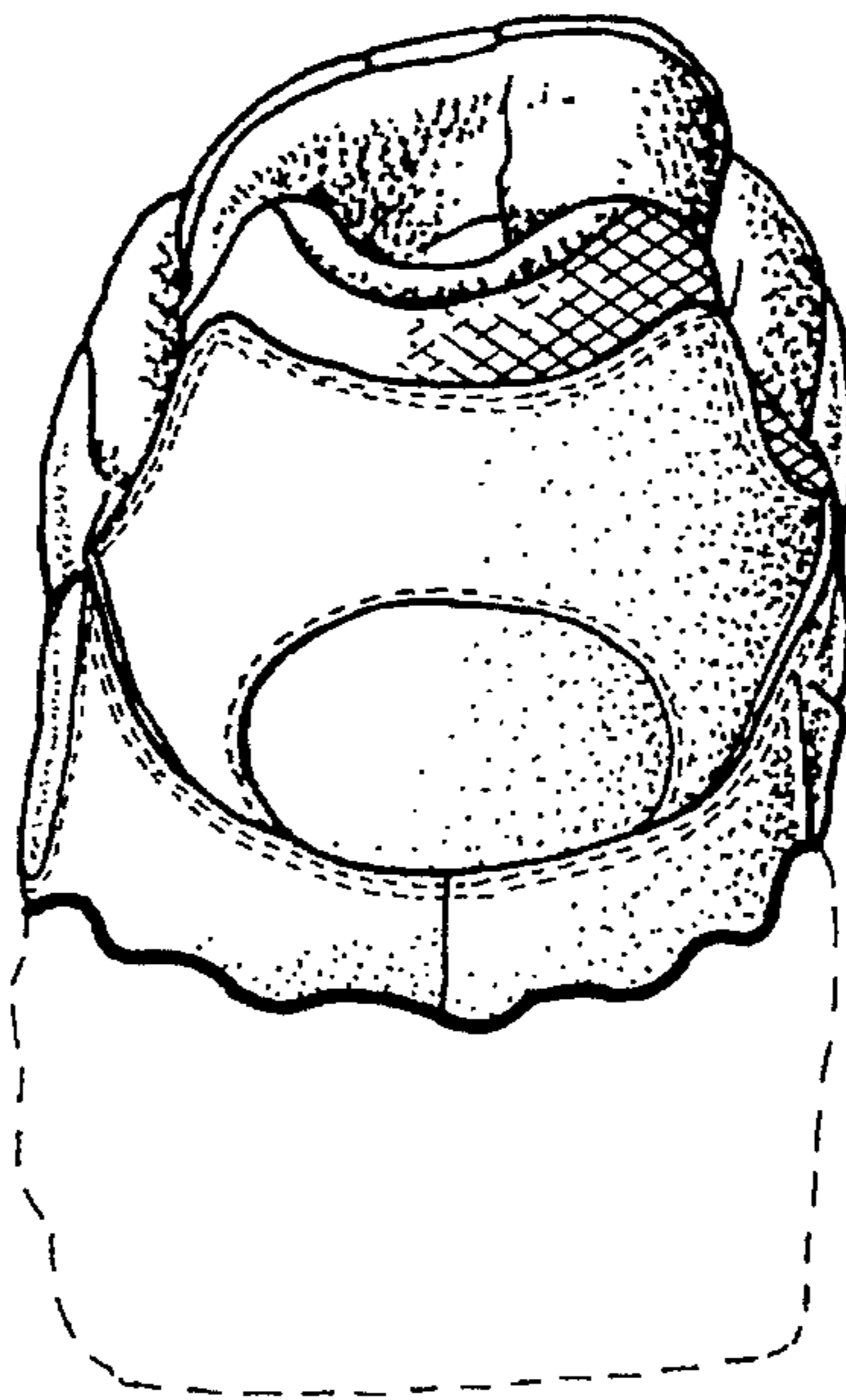


FIG. 4

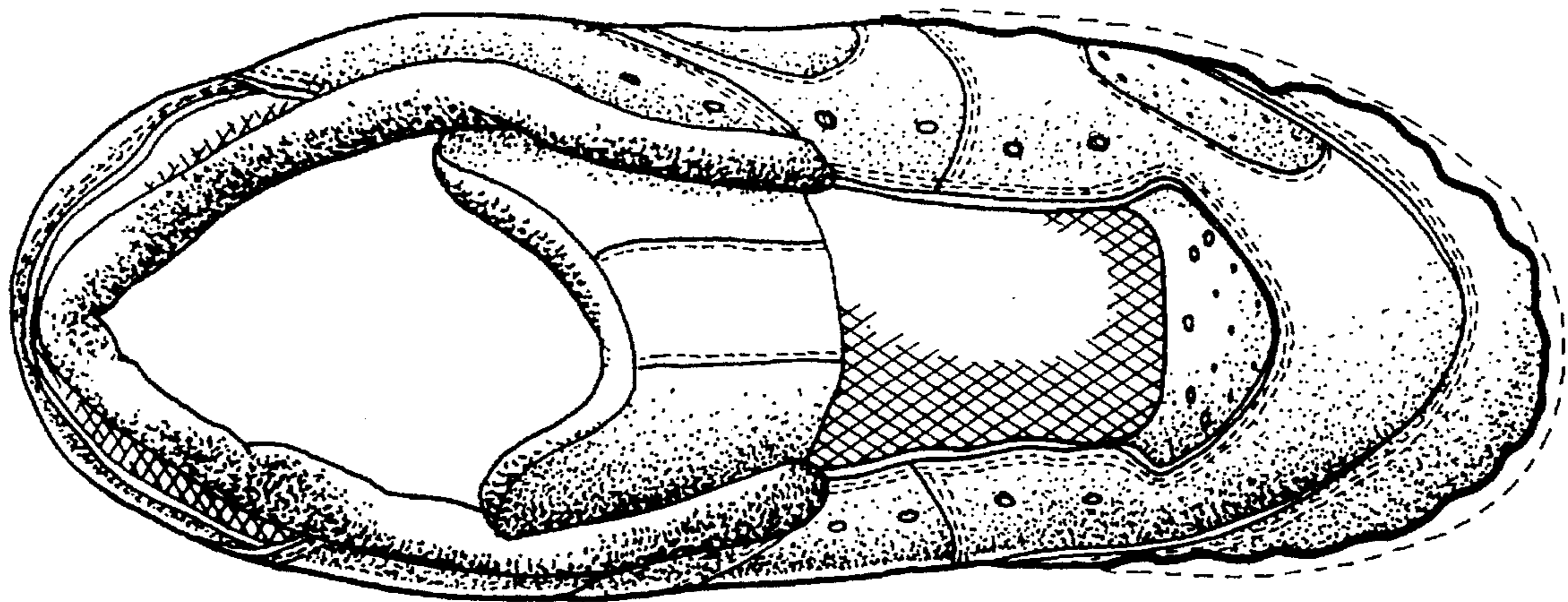


FIG. 5