



US00D373458S

United States Patent [19]

Tanaka et al.

[11] Patent Number: Des. 373,458

[45] Date of Patent: **Sep. 10, 1996

[54] SHOE SOLE

D. 356,669 3/1995 Kurosaki D2/959
4,972,613 11/1990 Loveder 36/114

[75] Inventors: Minoru Tanaka, Hyogo-ken; Tsutomu Otani, Osaku-fu, both of Japan

FOREIGN PATENT DOCUMENTS

[73] Assignee: Asics Corporation, Hyogo-ken, Japan

861871 11/1992 Japan .
877250 6/1993 Japan .

[**] Term: 14 Years

Primary Examiner—Celia Murphy
Attorney, Agent, or Firm—Nixon & Vanderhye

[21] Appl. No.: 29,820

[57] CLAIM

[22] Filed: Oct. 18, 1994

The ornamental design for a shoe sole, as shown and described.

[30] Foreign Application Priority Data

DESCRIPTION

Apr. 20, 1994 [JP] Japan 6-11320

[52] U.S. Cl. D2/957; D2/953; D2/959; D2/960

[58] Field of Search D2/902, 907, 908, D2/947, 950, 951, 952, 953, 954, 955, 956, 957, 958, 959, 960; 36/83, 84, 89, 102, 103, 104, 105, 106, 107, 112, 113, 114, 115, 126, 127, 128, 129, 130, 3 B, 22 R, 24.5, 25 R, 30 R, 32 R

FIG. 1 is a perspective view of a shoe sole showing our new design;
FIG. 2 is a front elevational view thereof; shown rotated clockwise 90 degrees;
FIG. 3 is a top plan view thereof shown rotated clockwise 90 degrees;
FIG. 4 is a rear elevational view thereof shown rotated clockwise 90 degrees;
FIG. 5 is a bottom plan view thereof shown rotated clockwise 90 degrees;
FIG. 6 is a left side elevational view thereof, shown rotated clockwise 90 degrees;
FIG. 7 is a right side elevational view thereof; and,
FIG. 8 is a rear elevational view thereof in the position of use; the broken lines showing a shoe being for illustrative purposes only and forming no part of the claimed design.

[56] References Cited

U.S. PATENT DOCUMENTS

D. 308,748 6/1990 Arai D2/954
D. 322,156 12/1991 Hase D2/957
D. 339,455 9/1993 Furukawa D2/960
D. 342,376 12/1993 James D2/951
D. 342,606 12/1993 Cotsidas D2/957
D. 347,936 6/1994 Takaoka D2/957
D. 351,717 10/1994 Kayano et al. D2/960

1 Claim, 4 Drawing Sheets

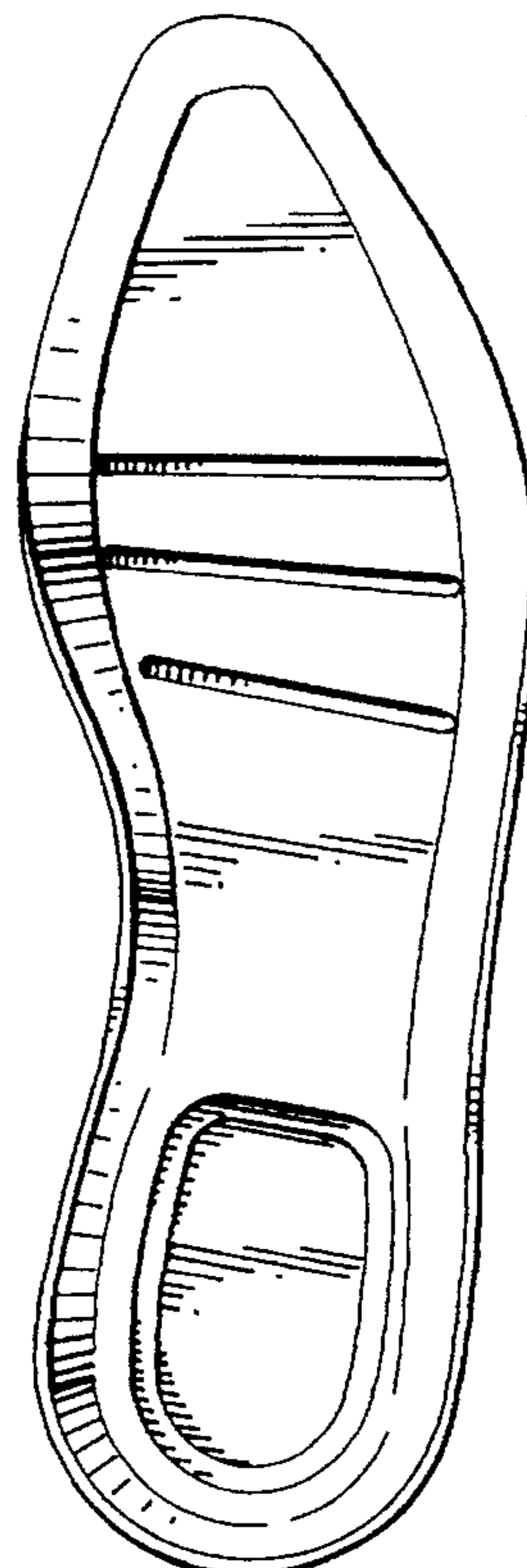
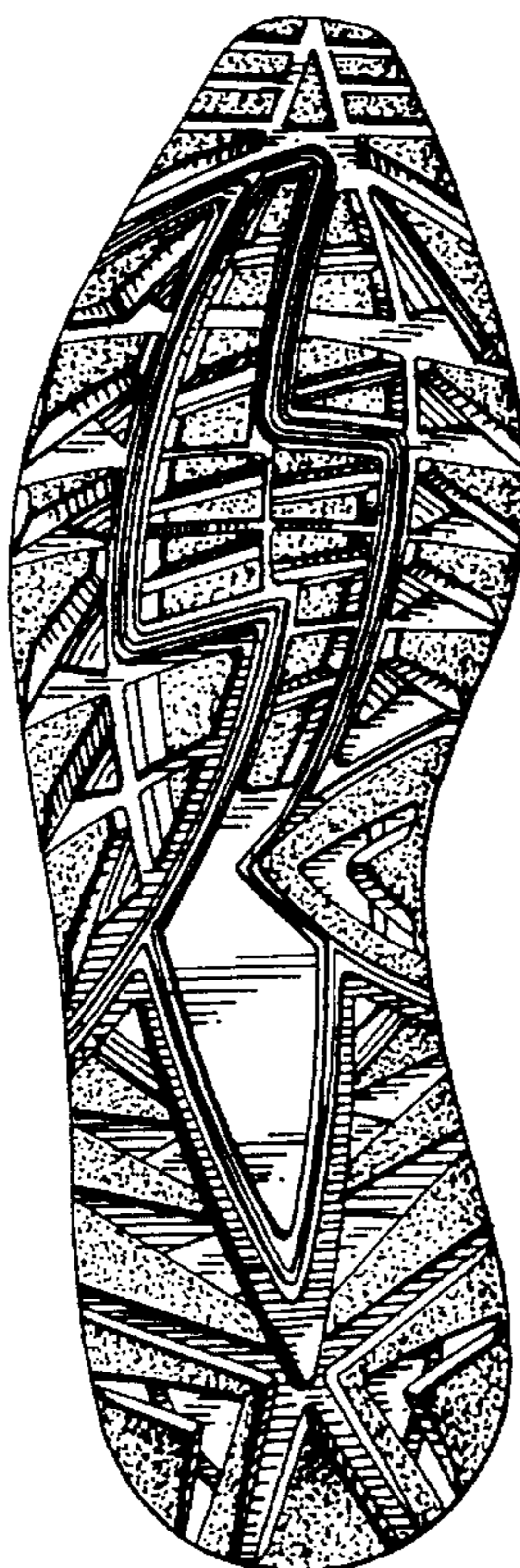


Fig. 1

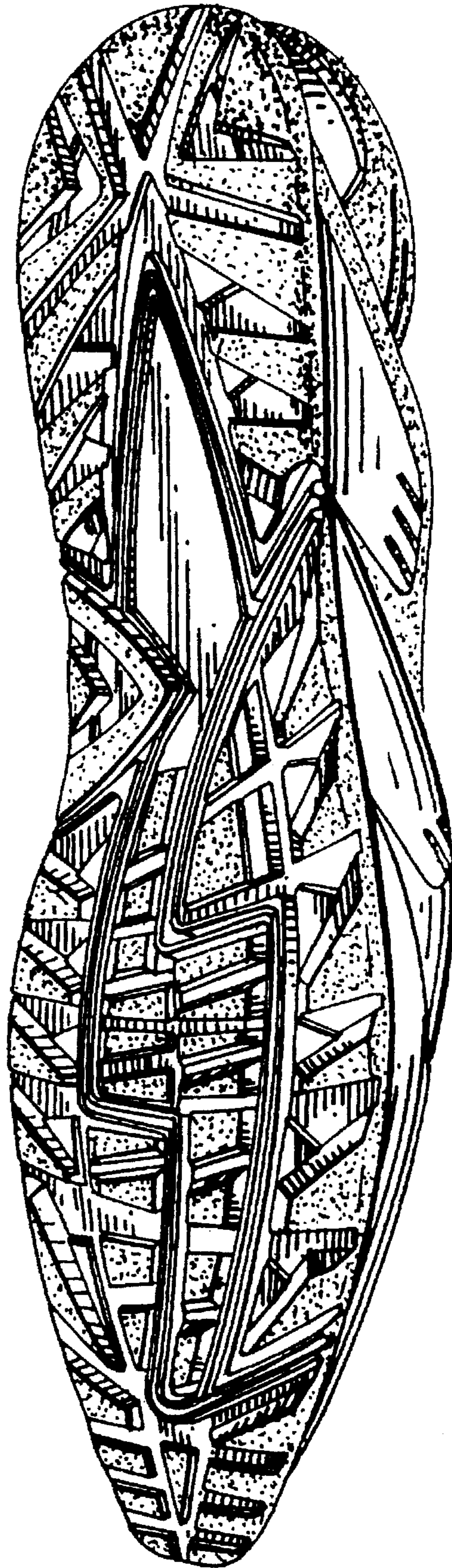


Fig. 2

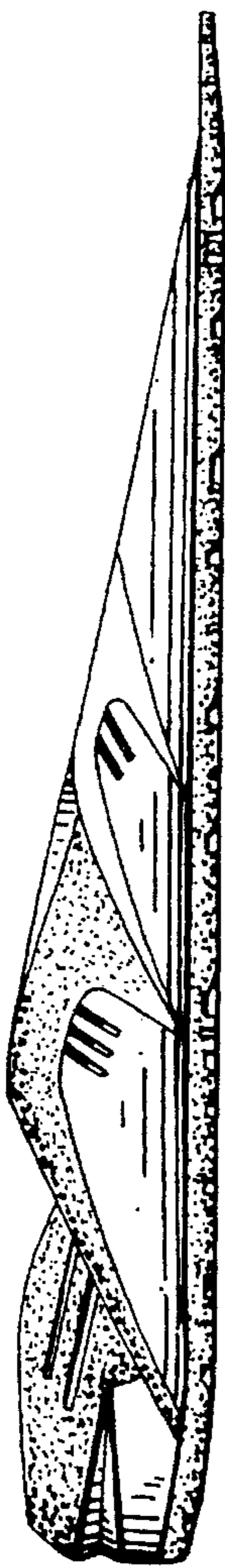


Fig. 3



Fig. 4

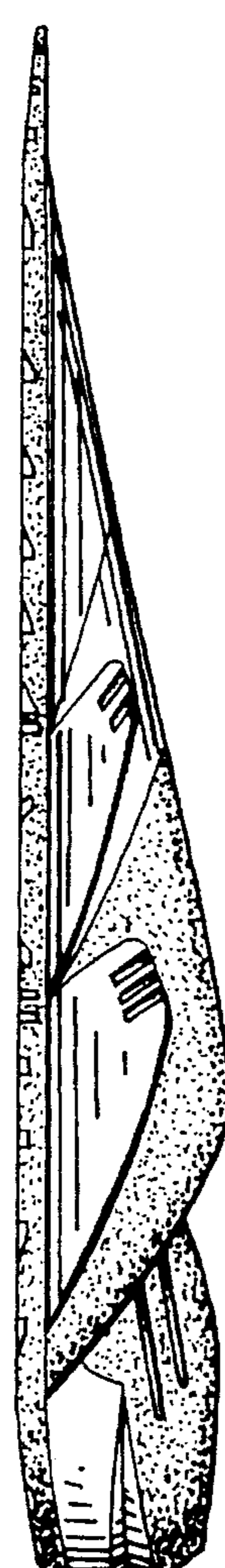


Fig. 5

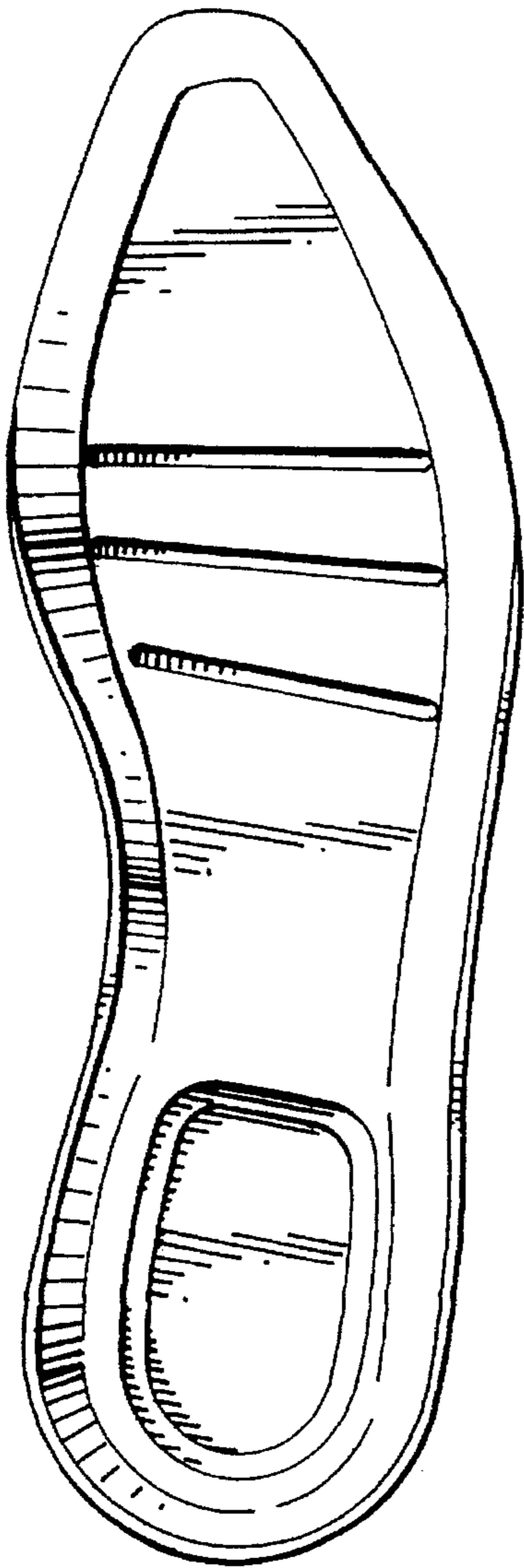


Fig. 6

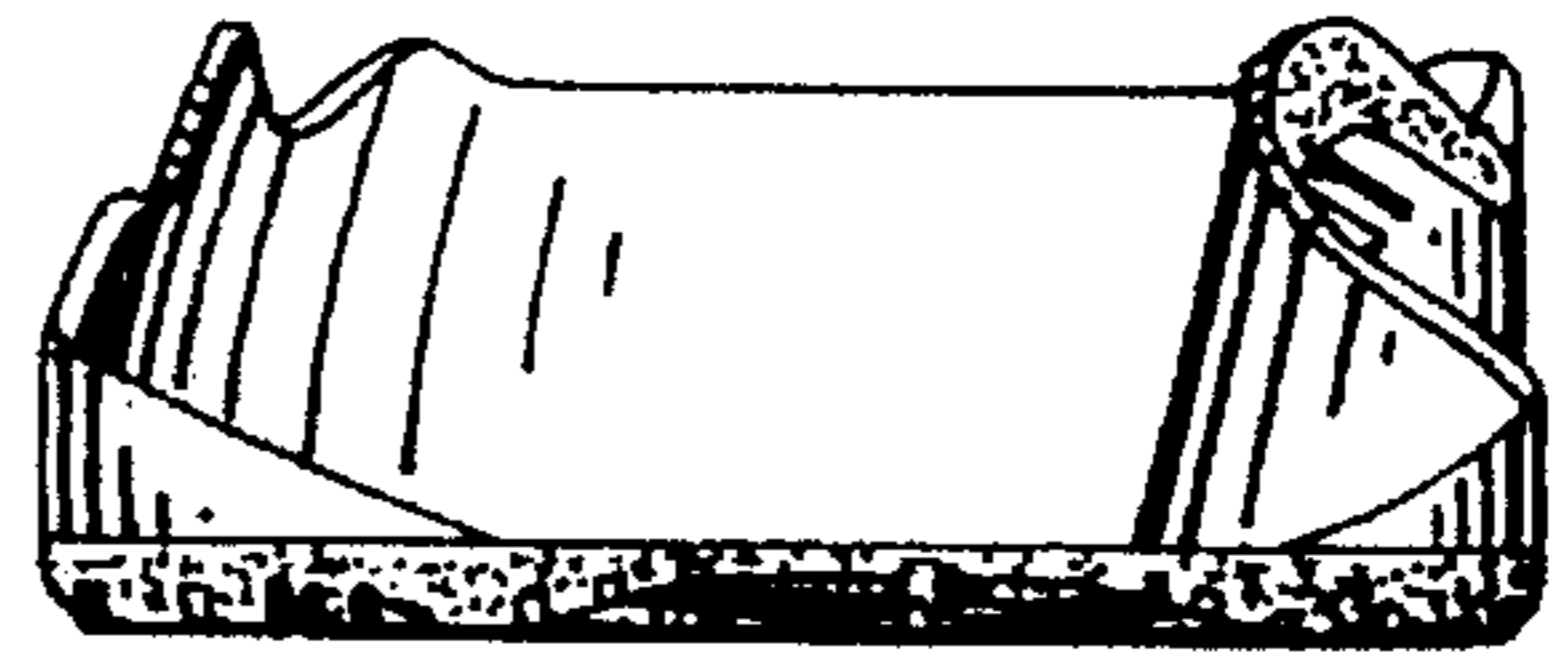


Fig. 7

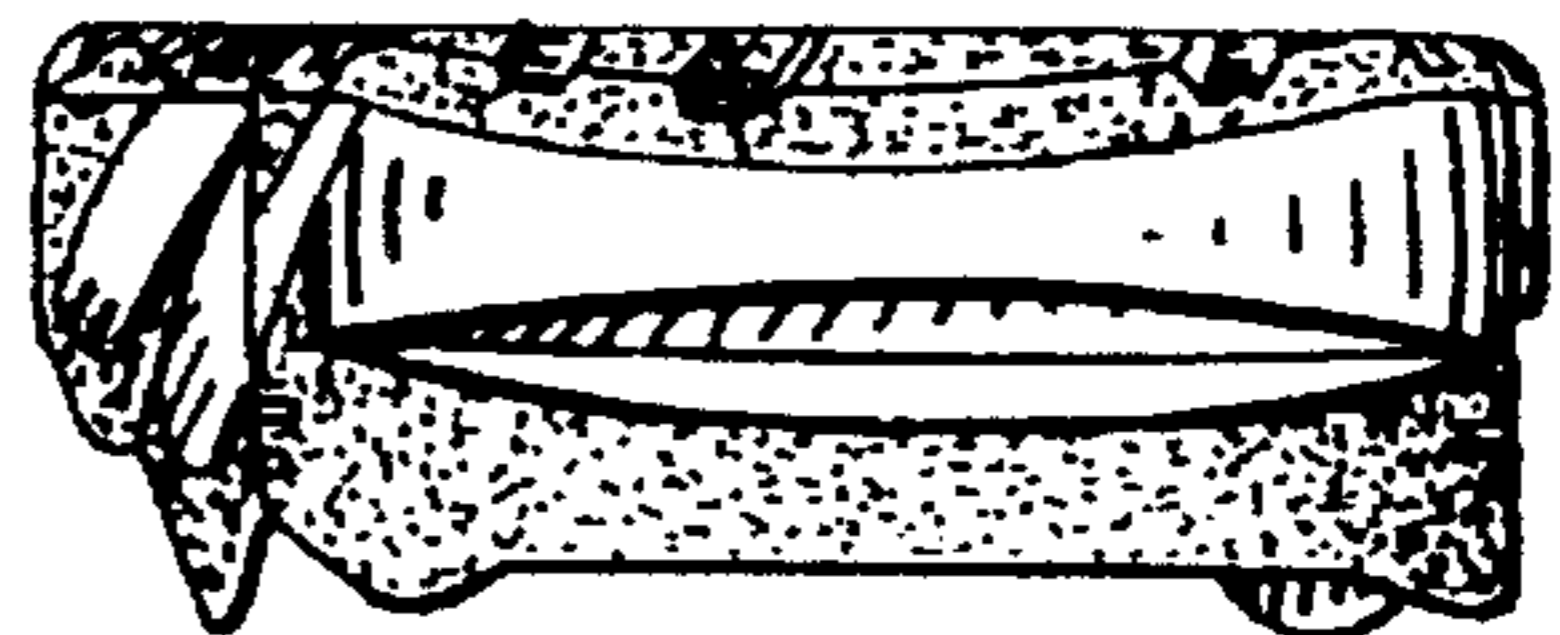


Fig. 8

