



US00D373421S

# United States Patent [19]

[11] Patent Number: **Des. 373,421**

**Brown**

[45] Date of Patent: **\*\*Sep. 3, 1996**

[54] **ORTHOPEDIC MOUTHPIECE FOR DENTAL OCCLUSION CONTROL**

*Attorney, Agent, or Firm*—Litman, McMahon and Brown, L.L.C.

[76] Inventor: **Thomas J. Brown**, 1146 Guinevere, Liberty, Mo. 64068

[57] **CLAIM**

[\*\*] Term: **14 Years**

The ornamental design for a orthopedic mouthpiece for dental occlusion control, as shown and described.

[21] Appl. No.: **42,348**

**DESCRIPTION**

[22] Filed: **Aug. 8, 1995**

[52] U.S. Cl. .... **D24/180**

[58] Field of Search ..... D24/176, 180, D24/181, 182; 433/6, 7, 2, 138

FIG. 1 is an upper, front, right side perspective view of a orthopedic mouthpiece for dental occlusion control showing my new design;

[56] **References Cited**

**U.S. PATENT DOCUMENTS**

D. 244,377	5/1977	Sturdivant	.....	D24/176
3,805,389	4/1974	Sturdivant	.....	433/138
4,986,752	1/1991	Graves	.....	433/138

FIG. 2 is a front elevational view thereof;

FIG. 3 is a back elevational view thereof;

FIG. 4 is a right side elevational view thereof, the left side being a mirror image thereof;

**OTHER PUBLICATIONS**

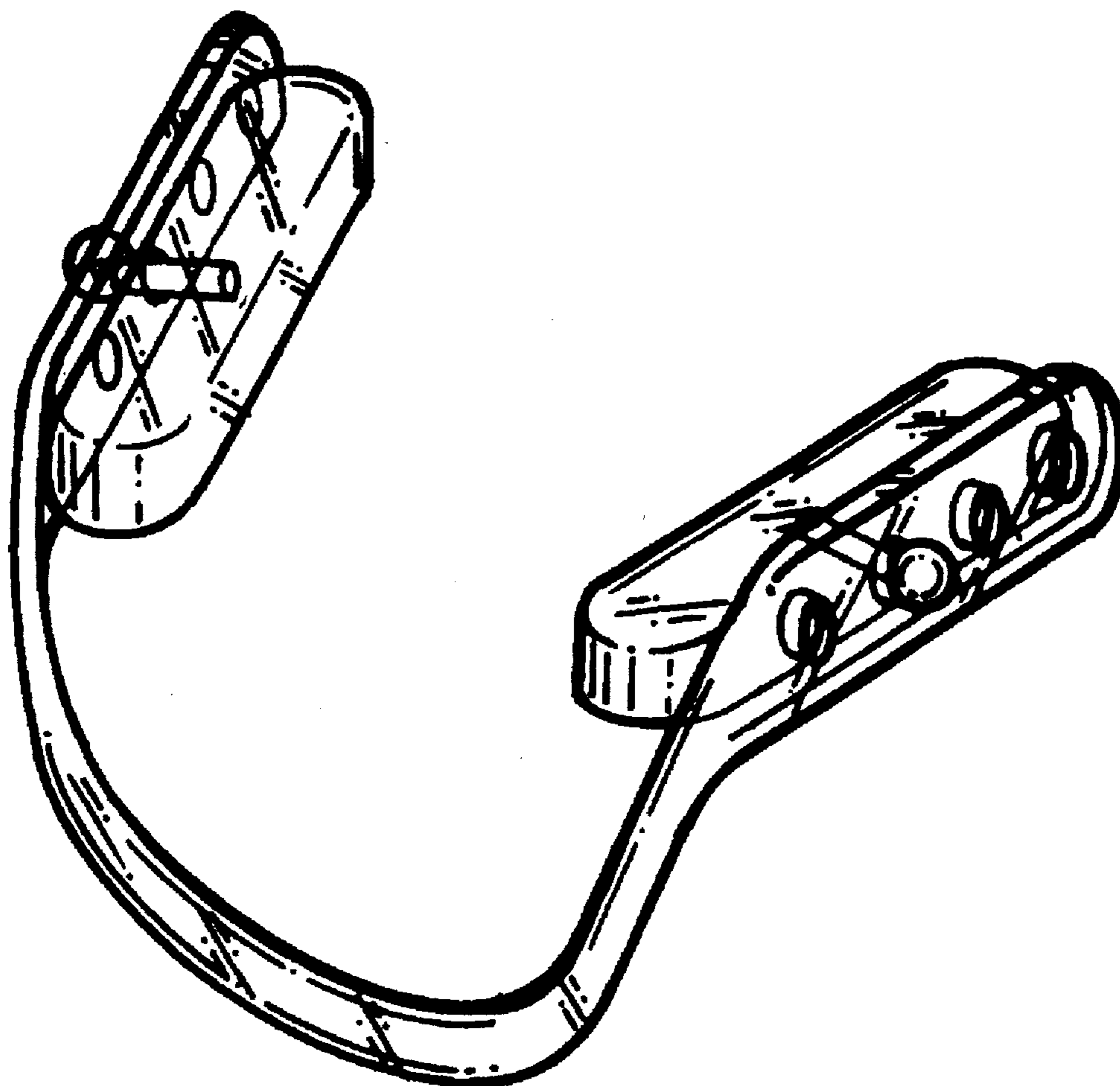
Advertisement for "THE CLENCHER"; *Muscle & Fitness Magazine*, Apr., 1995 edition, p. 71.

FIG. 5 is a top plan view thereof; and,

FIG. 6 is a bottom plan view thereof.

*Primary Examiner*—Kay H. Chin

**1 Claim, 2 Drawing Sheets**



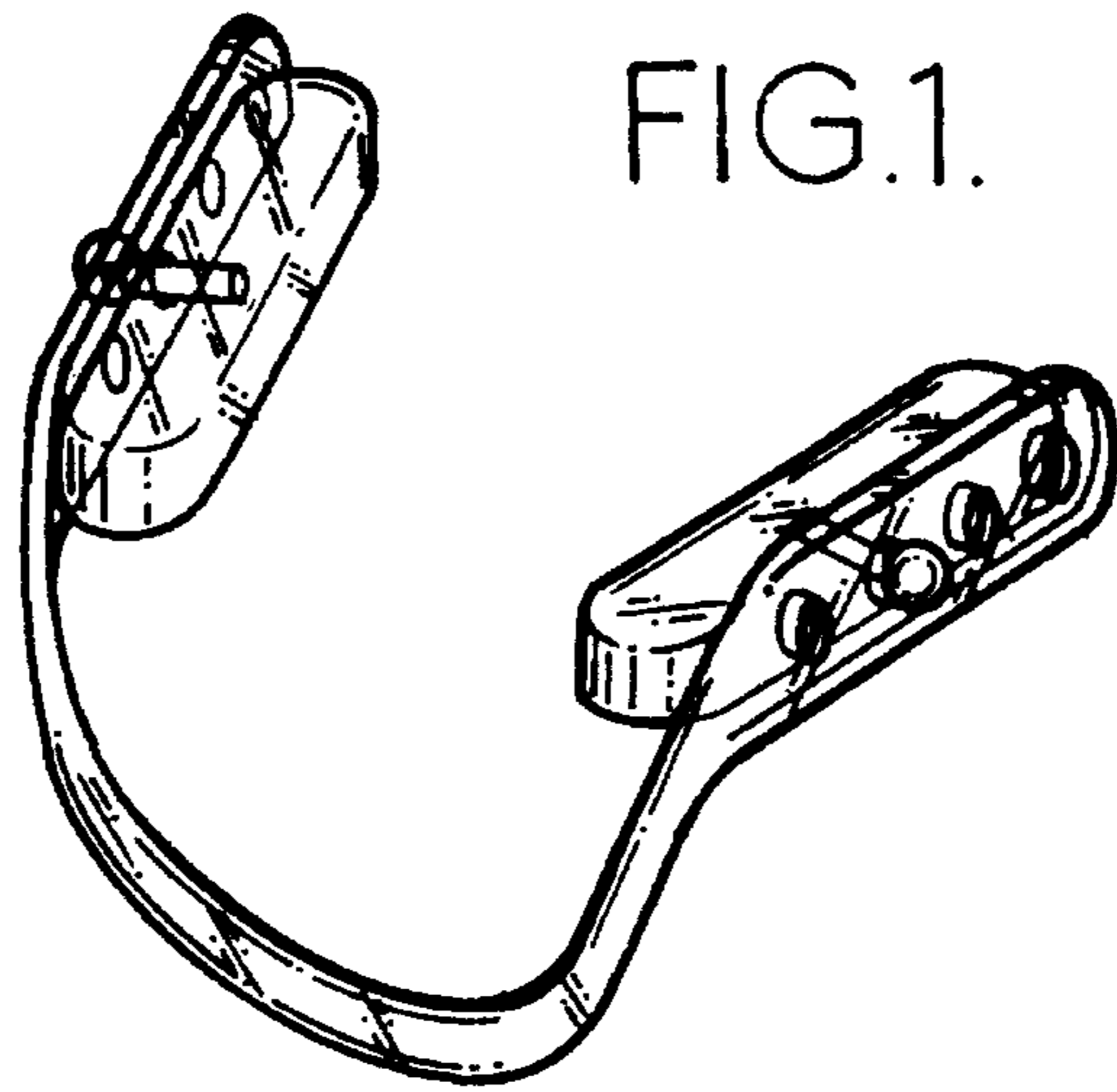


FIG. 2.




FIG. 5.

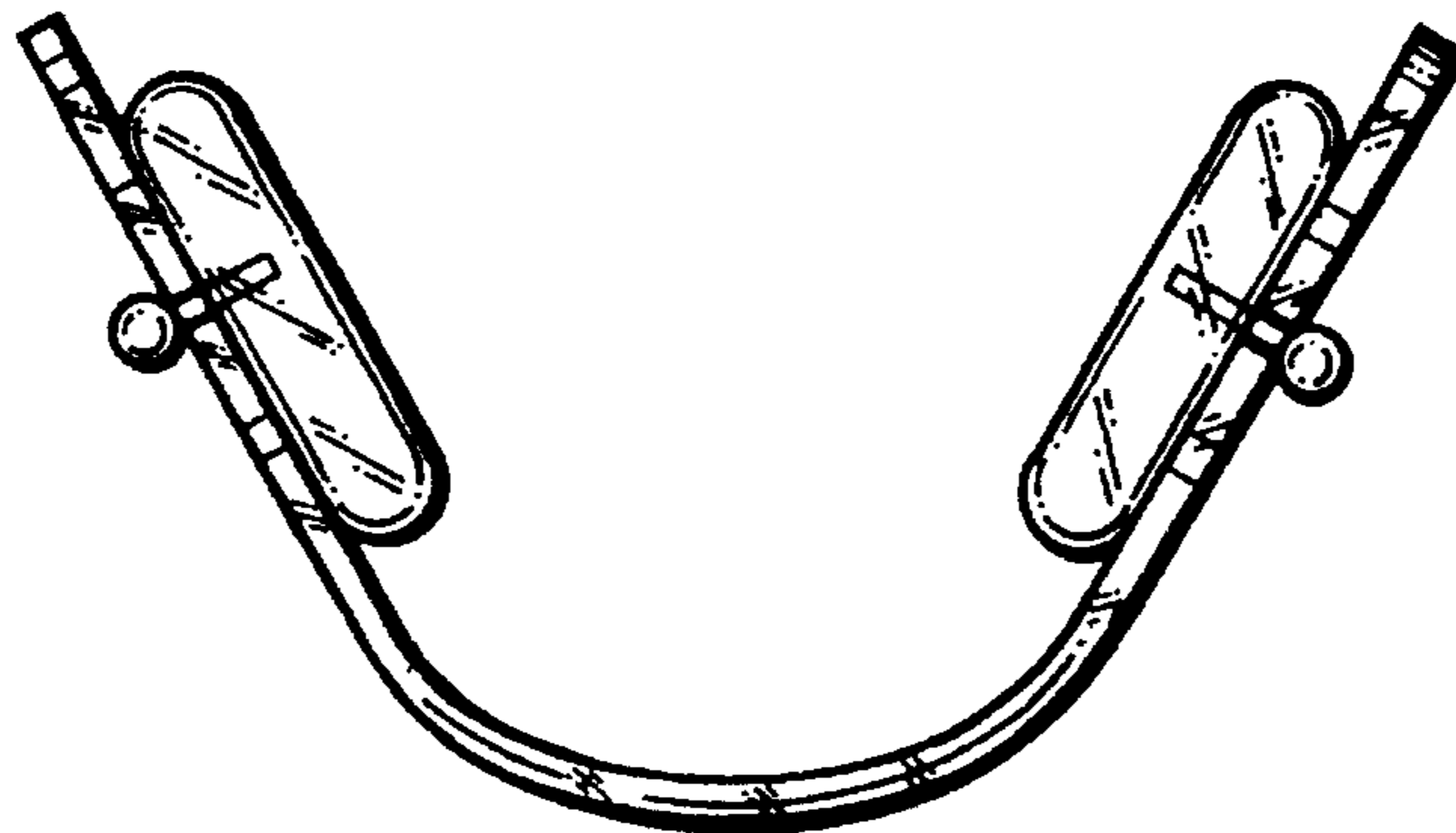


FIG. 3.


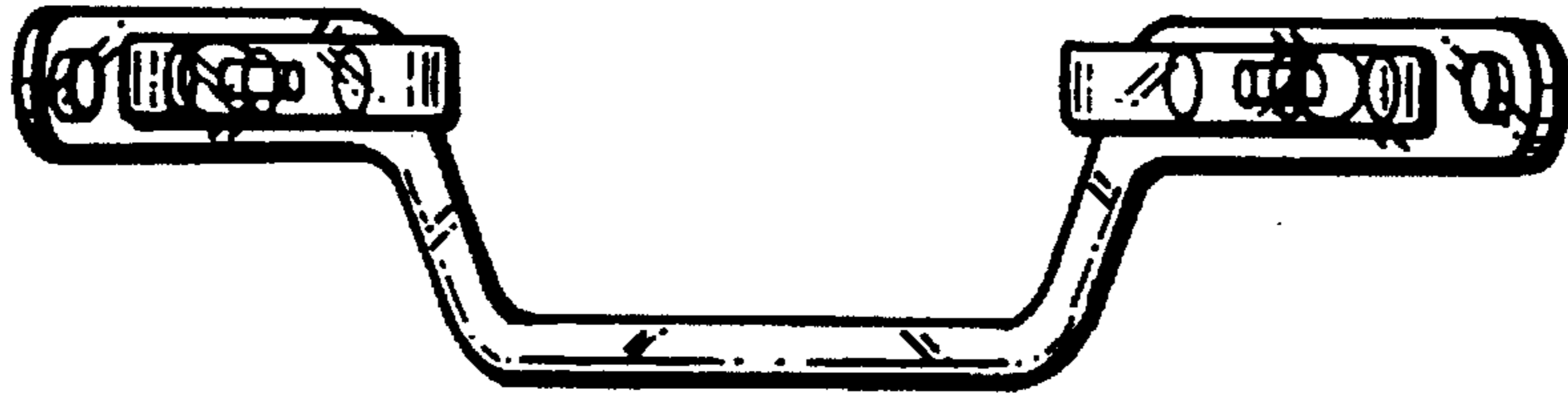


FIG. 4.

FIG. 6.

