



US00D373420S

United States Patent [19]

Ingram et al.

[11] Patent Number: **Des. 373,420**

[45] Date of Patent: ****Sep. 3, 1996**

[54] **EXTENSION MIRROR WITH ATTACHED LIGHT**

[76] Inventors: **James L. Ingram**, NDSCS Box 1680, Wahpeton, N. Dak. 58076; **Wesley L. Ingram**, CMR 467 Box 3081, APO AE, 09096

[**] Term: **14 Years**

[21] Appl. No.: **37,024**

[22] Filed: **Apr. 3, 1995**

[52] U.S. Cl. **D24/176; D28/64.1**

[58] Field of Search **D24/176, 180, D24/181; D28/64.1; 433/30, 31**

[56] **References Cited**

U.S. PATENT DOCUMENTS

D. 310,584	9/1990	Cadet	D28/64.1
3,006,073	10/1961	McCarter	433/30
4,269,206	5/1981	Boyd	132/79
4,932,699	6/1990	Hobson	294/19.1

5,033,835	7/1991	Platzer, Jr.	350/637
5,139,421	8/1992	Verderber	433/30
5,165,081	11/1992	Drumheller	359/854
5,181,848	1/1993	Griffith	433/30
5,230,622	7/1993	Brossoit	433/30
5,348,470	9/1994	McGowan et al.	433/30

Primary Examiner—Kay H. Chin

[57] **CLAIM**

The ornamental design for an extension mirror with attached light, as shown and described.

DESCRIPTION

FIG. 1 is a front elevational view of the extension mirror with attached light showing our new design; FIG. 2 is a rear elevational view thereof; FIG. 3 is a left side elevational view thereof; FIG. 4 is a right side elevational view thereof; FIG. 5 is a top plan view thereof; and, FIG. 6 is a bottom plan view thereof.

1 Claim, 3 Drawing Sheets

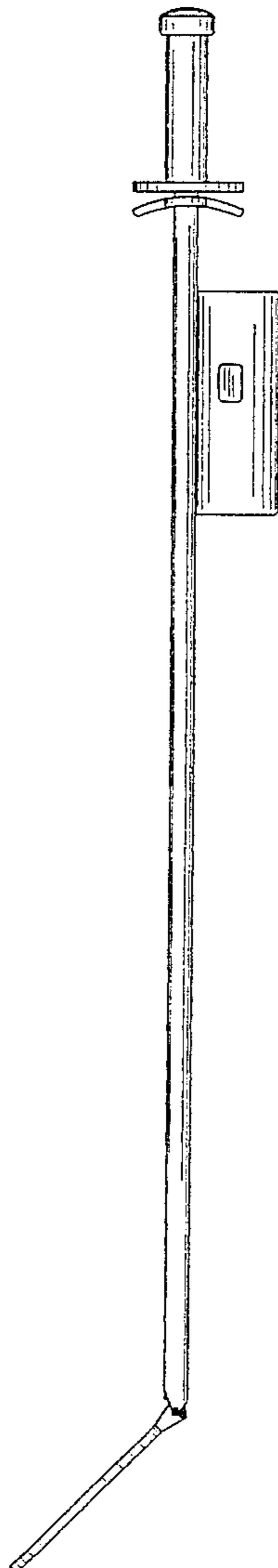


FIG. 1

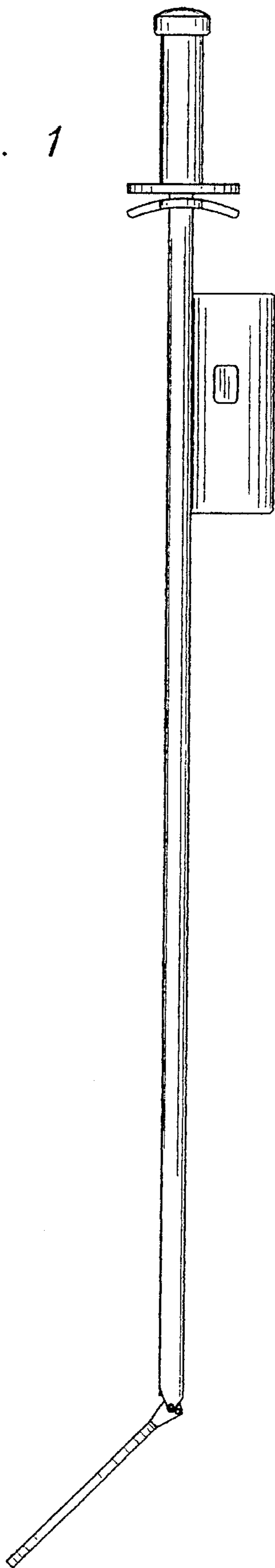


FIG. 2

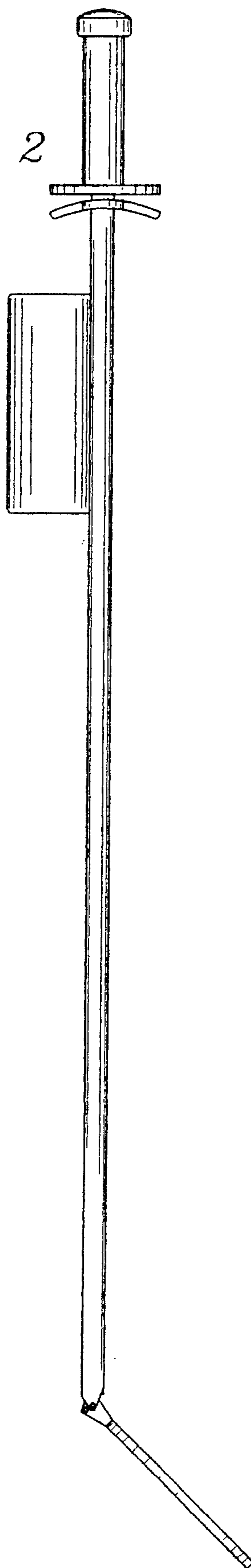


FIG. 3

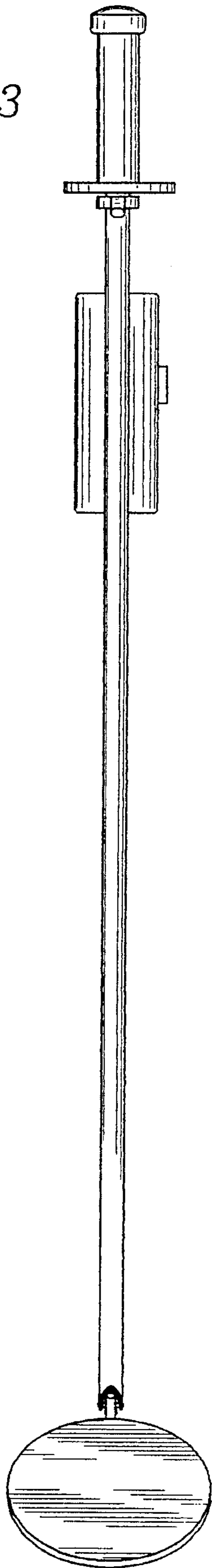


FIG. 4

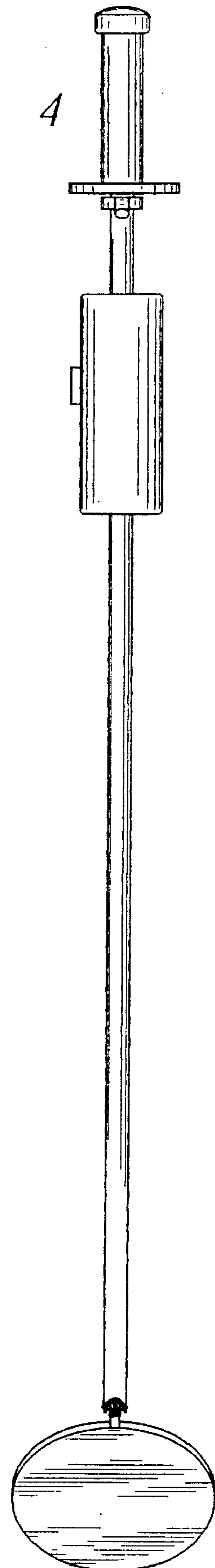


FIG. 5

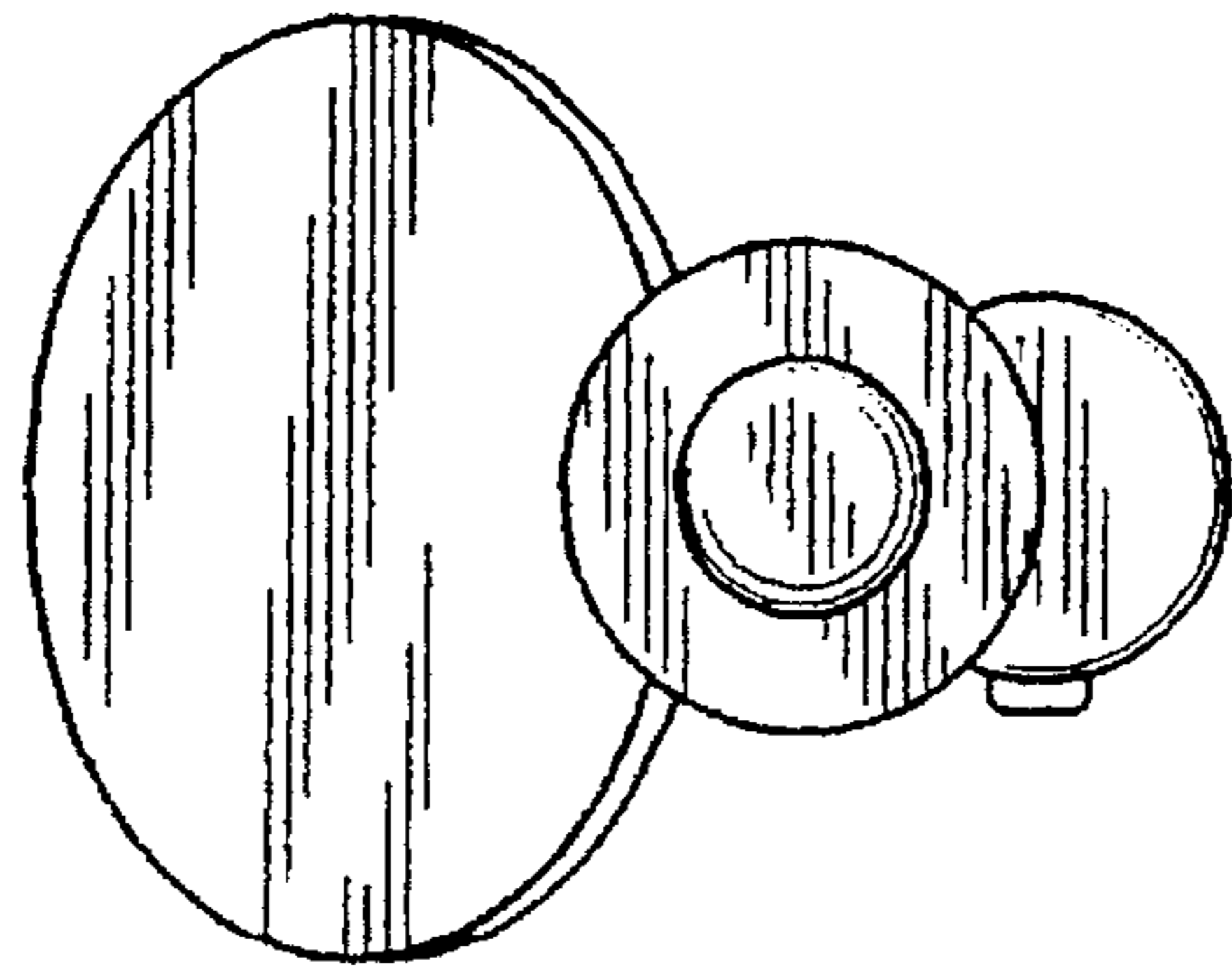


FIG. 6

