



US00D373358S

United States Patent [19]
Sherwood

[11] **Patent Number: Des. 373,358**

[45] **Date of Patent: **Sep. 3, 1996**

[54] **REMOTE PAGER**

[76] Inventor: **Cindy Sherwood**, 501 Foltz La.,
Muskogee, Okla. 74403

[**] Term: **14 Years**

[21] Appl. No.: **43,098**

[22] Filed: **Aug. 25, 1995**

[52] **U.S. Cl.** **D14/191**

[58] **Field of Search** D14/124, 188,
D14/191-192, 299; 340/311.1; 455/38.1-38.4,
90, 92, 100, 128, 344

[56] **References Cited**

U.S. PATENT DOCUMENTS

- D. 305,428 1/1990 Berkheij D14/191
- D. 321,880 11/1991 Emmerling D14/192
- D. 325,579 4/1992 Bouhuys D14/191

D. 343,618 1/1994 Hayasaka et al. D14/191

Primary Examiner—Sandra L. Morris

Assistant Examiner—Nanda Bondade

Attorney, Agent, or Firm—Harold H. Dutton, Jr.; W. Charles
L. Jamison; Diane F. Liebman

[57] **CLAIM**

The ornamental design for a remote pager, as shown.

DESCRIPTION

FIG. 1 is a front perspective view of a remote pager showing
my new design;

FIG. 2 is a rear perspective view thereof;


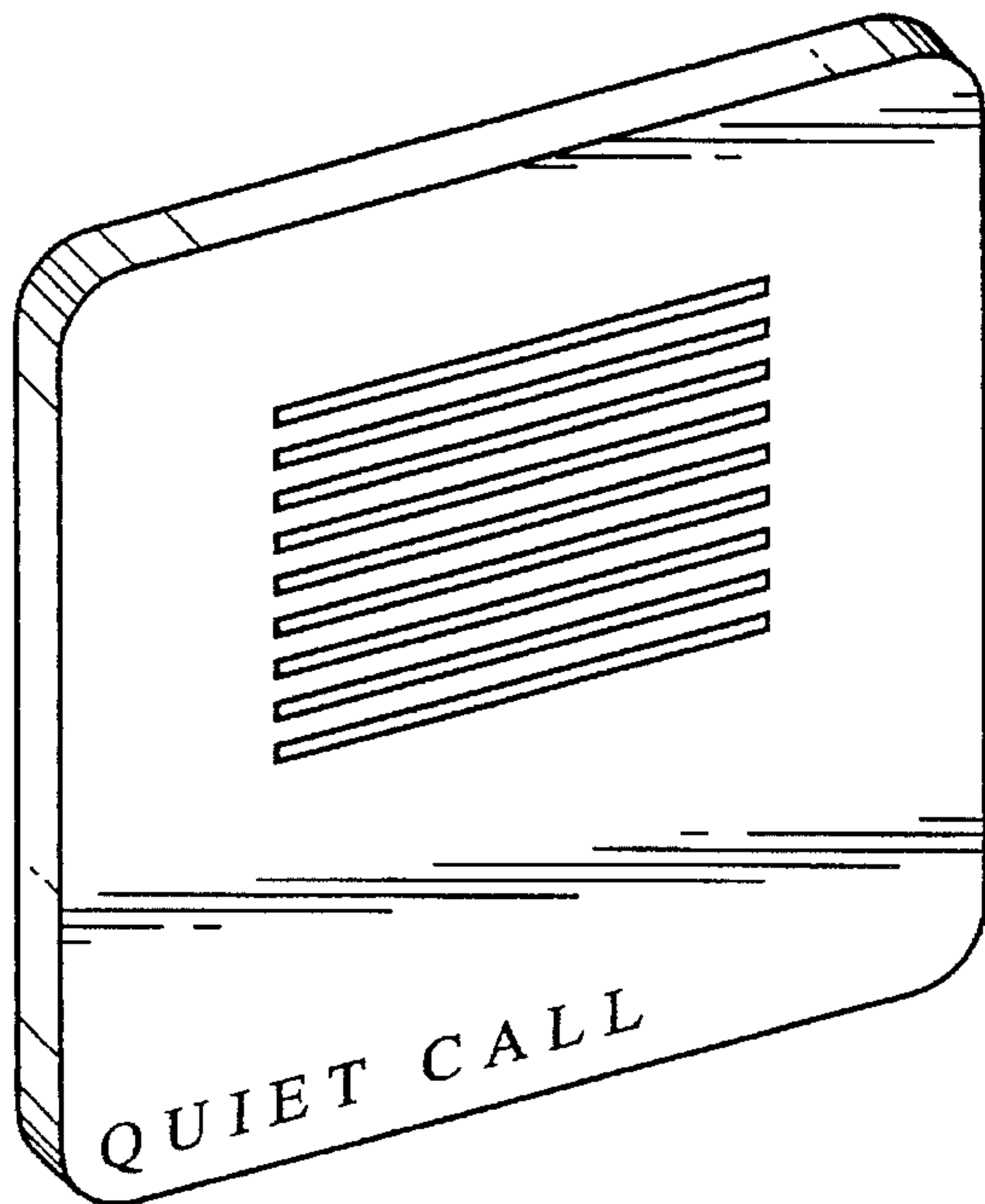
FIG. 3 is a right side view thereof;

FIG. 4 is a left side view thereof;

FIG. 5 is a top plan view thereof; and,

FIG. 6 is a bottom plan view thereof.

1 Claim, 2 Drawing Sheets



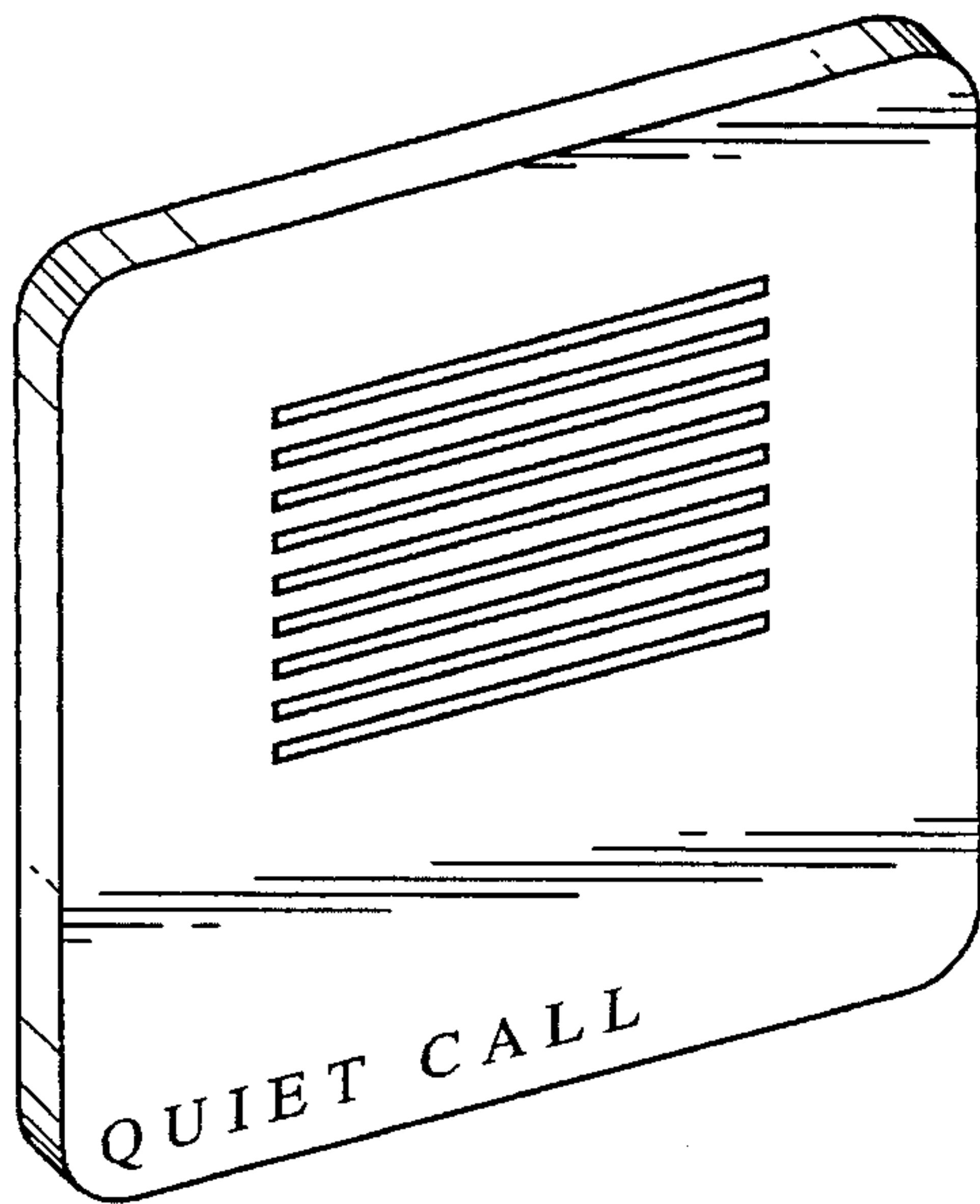


FIG. 1




FIG. 2

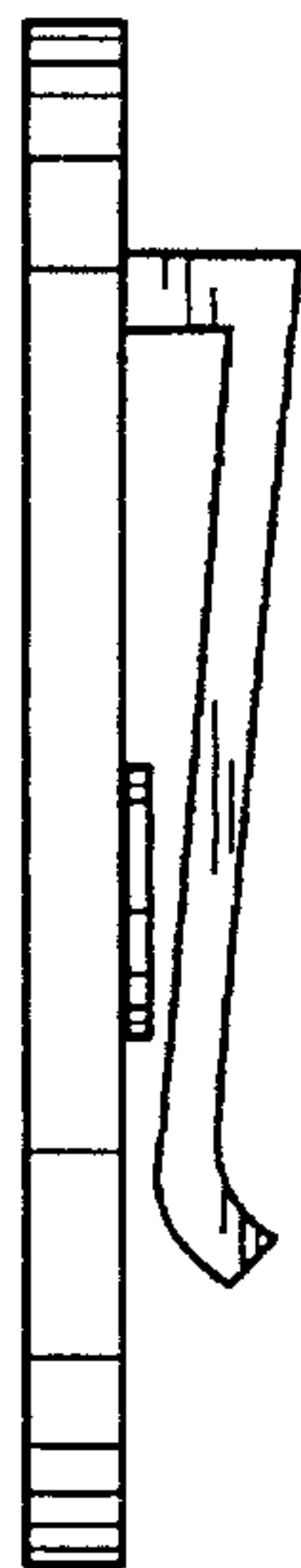


FIG. 3

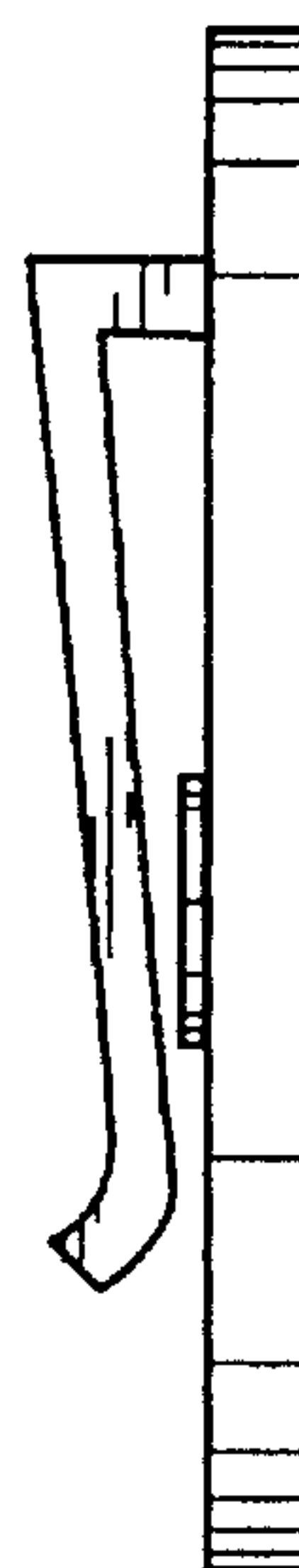


FIG. 4




FIG. 5




FIG. 6