



US00D373329S

United States Patent [19]
Sellers

[11] **Patent Number: Des. 373,329**

[45] **Date of Patent: *** Sep. 3, 1996**

[54] **PLANT SAUCER FOR MULTIPLE PLANT GROUPINGS**

[76] Inventor: **Kathleen R. Sellers**, 228 E. Boca Raton Rd., Boca Raton, Fla. 33432

[*] Notice: The portion of the term of this patent subsequent to Feb. 20, 2010, has been disclaimed.

[**] Term: **14 Years**

[21] Appl. No.: **37,764**

[22] Filed: **Apr. 19, 1995**

[52] **U.S. Cl.** **D11/164**

[58] **Field of Search** D11/164; D7/502, D7/543, 560; 47/18 R, 39 P, 71; 206/557

[56] **References Cited**

U.S. PATENT DOCUMENTS

D. 320,908	10/1991	Zimmerman	D7/560	X
3,318,283	5/1967	Maclam et al.	206/557	X
4,232,482	11/1980	Watt et al.	47/71	

FOREIGN PATENT DOCUMENTS

1221338	5/1987	Canada	206/557
644892	10/1928	France	206/557
1914676	10/1970	Germany	47/71
653568	5/1951	United Kingdom	206/557

OTHER PUBLICATIONS

"Design", Dec. 1974, p. 67, butter dish, upper left corner.
"HFD-Retailing Home Furnishings", Oct. 8, 1979, p. 69, butter keeper.

Primary Examiner—Nelson C. Holtje
Assistant Examiner—S. Snapp
Attorney, Agent, or Firm—Malin, Haley, DiMaggio & Crosby, PA

[57] **CLAIM**

The ornamental design for a plant saucer for multiple plant groupings, as shown and described.

DESCRIPTION

FIG. 1 is a top plan view of the plant saucer for multiple plant groupings, showing the new design;

FIG. 2 is a side elevational view thereof; an elevational view of the opposite side is identical;

FIG. 3 is a bottom plan view thereof;

FIG. 4 is an end elevational view thereof; an elevational view of the opposite end is identical;

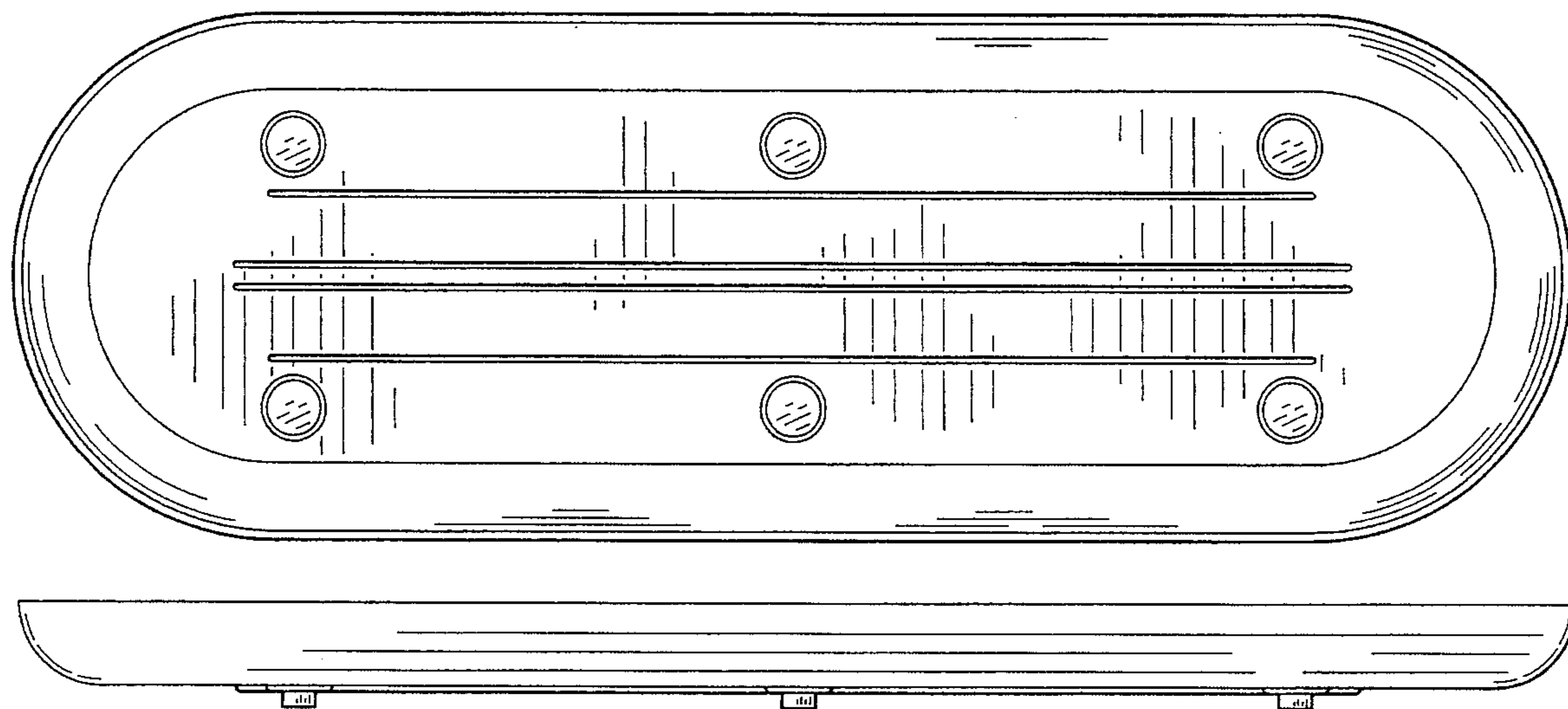
FIG. 5 is a top plan view of the plant saucer for multiple plant groupings showing an alternate embodiment of the new design as transparent;

FIG. 6 is a side elevational view of the alternate embodiment of FIG. 5 of the new design; an elevational view of the opposite side is identical;

FIG. 7 is a bottom plan view of the alternate embodiment of FIG. 5 of the new design; and,

FIG. 8 is an end elevational view of the alternate embodiment of FIG. 5 of the new design; an elevational view of the opposite side is identical.

1 Claim, 4 Drawing Sheets



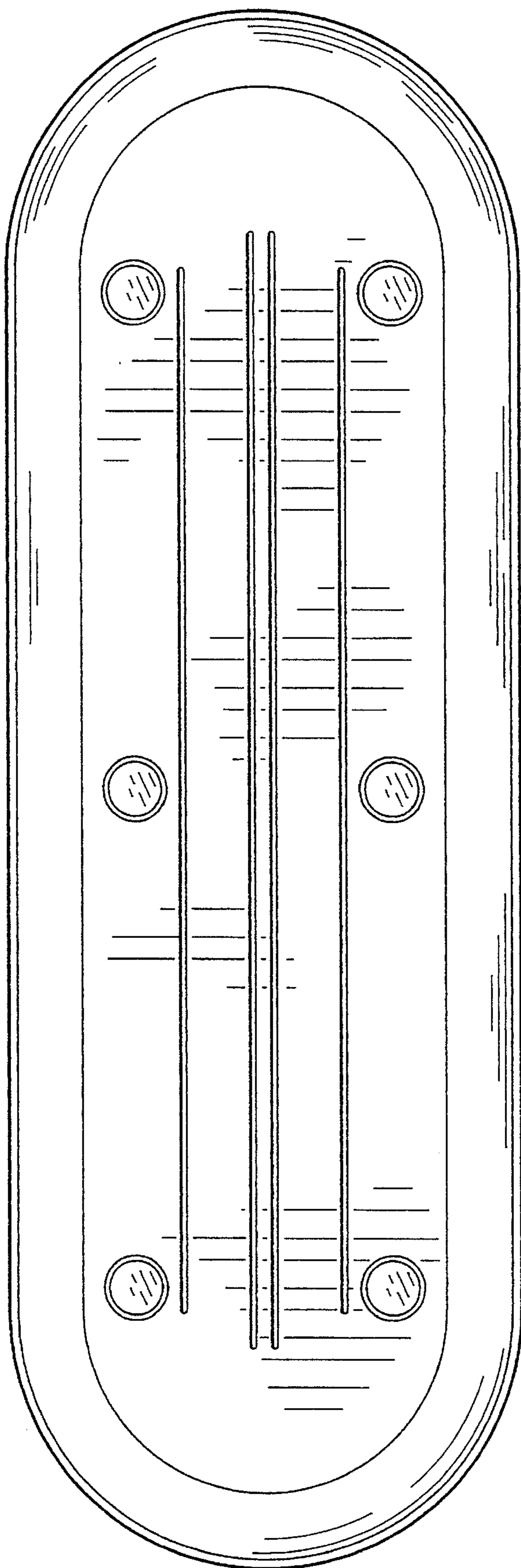


Fig. 1

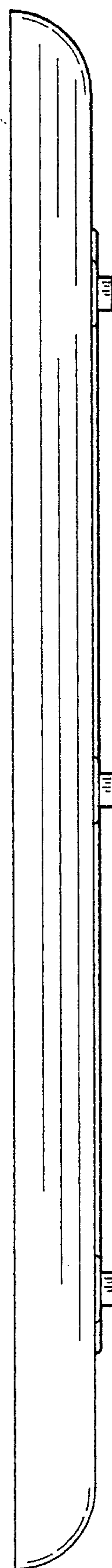


Fig. 2

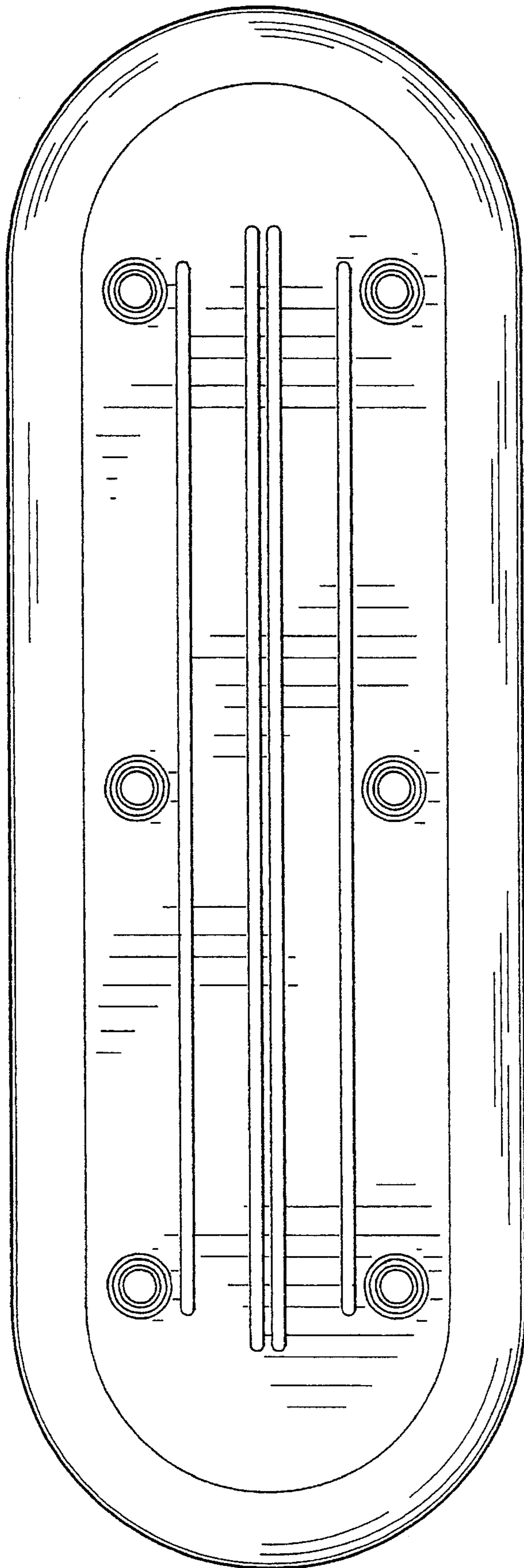


Fig. 3

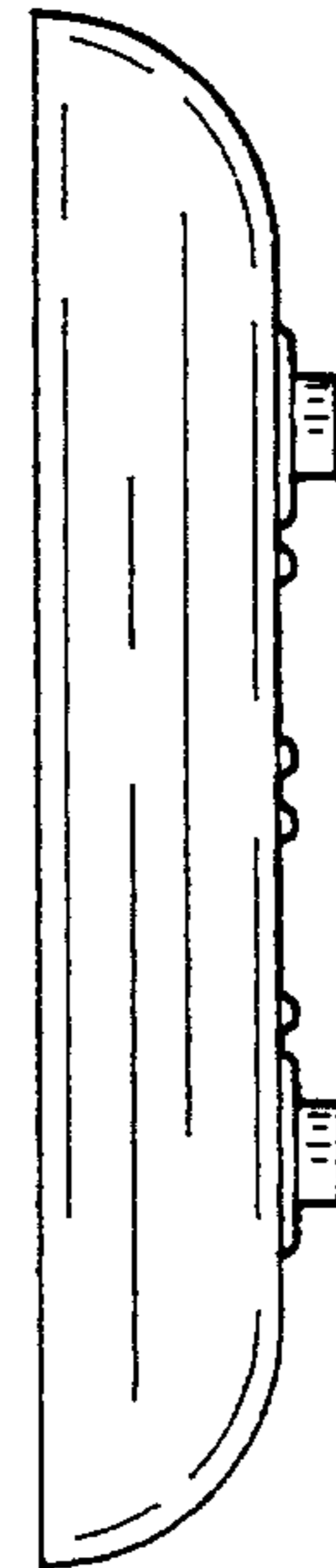


Fig. 4

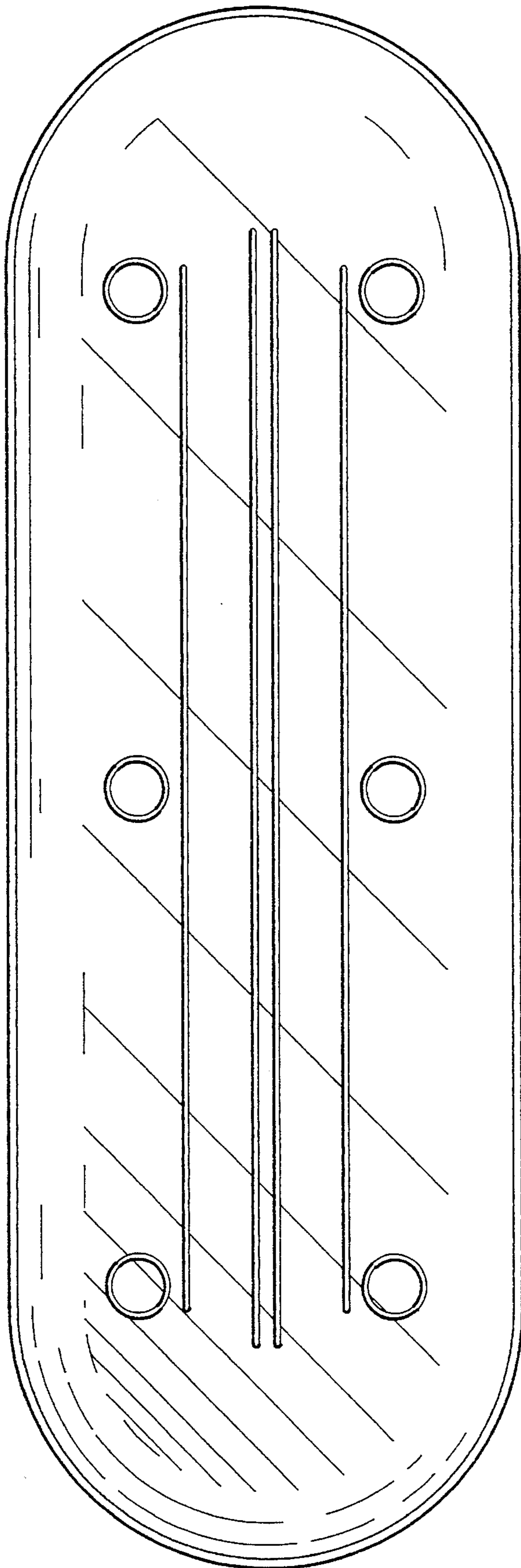


Fig. 5

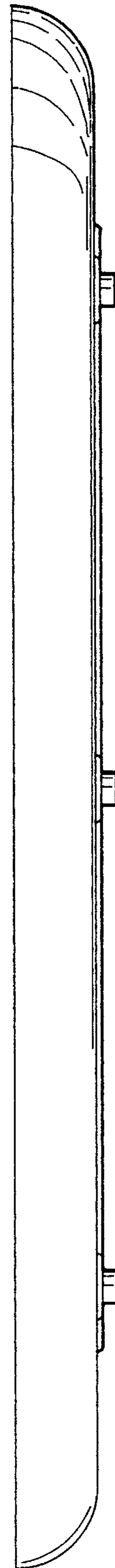


Fig. 6

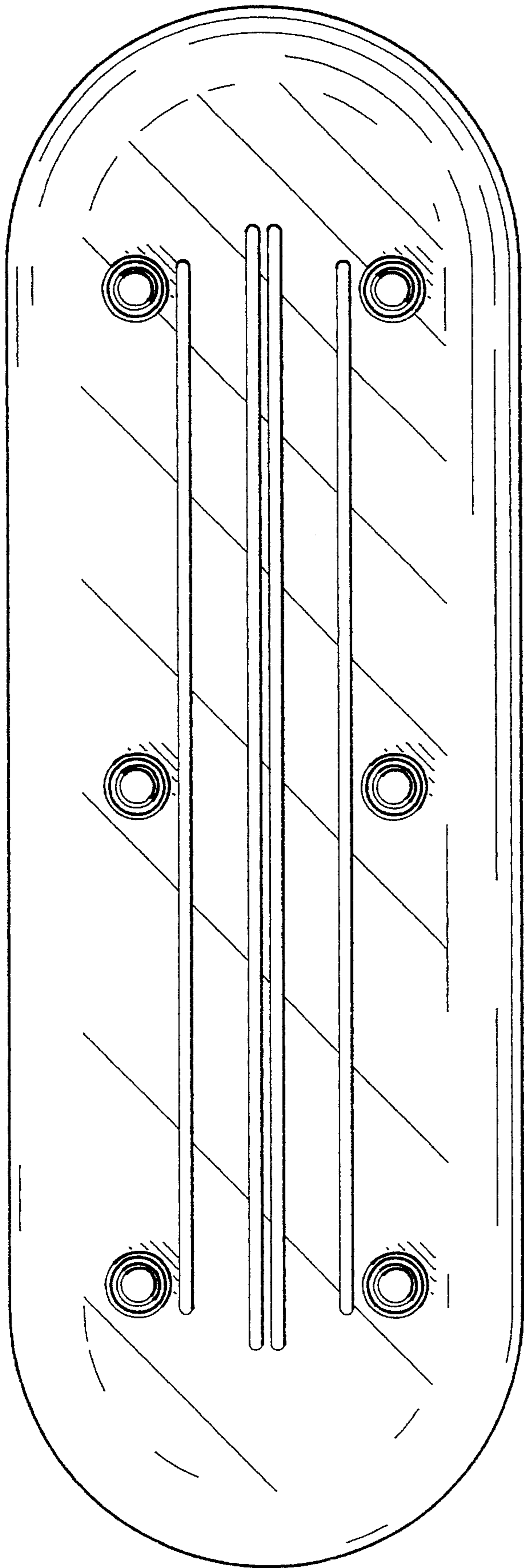


Fig. 7

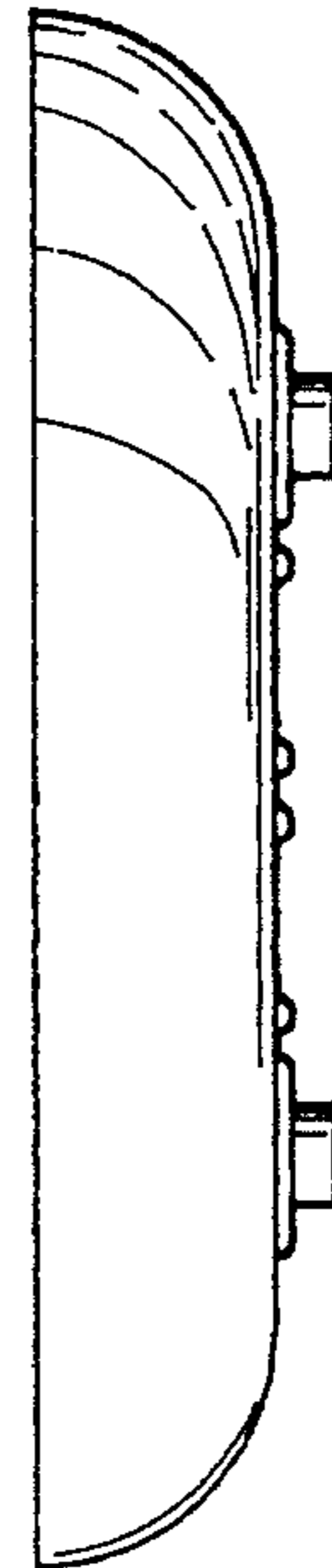


Fig. 8