



US00D373321S

United States Patent [19]

[11] **Patent Number:** **Des. 373,321**

Huang

[45] **Date of Patent:** ****Sep. 3, 1996**

[54] **BELL**

D. 357,640 4/1995 Huang D10/116
4,939,004 7/1990 Fuss D11/118

[76] Inventor: **Chung-Shyan Huang**, No. 1-1, Chang Mar Street, Hsiu Shui Hsiang, Chang Hua Hsien, Taiwan

Primary Examiner—Marcus A. Jackson
Attorney, Agent, or Firm—Charles E. Baxley, Esq.

[**] Term: **14 Years**

[57] **CLAIM**

The ornamental design for a bell, as shown and described.

[21] Appl. No.: **40,190**

DESCRIPTION

[22] Filed: **Jun. 12, 1995**

[52] U.S. Cl. **D10/116**

[58] **Field of Search** D10/104, 116,
D10/118, 119, 120; 116/148, 149, 150,
170, 171, 172; D11/118, 124, 125


FIG. 1 is a perspective view of a bell showing my new design;
FIG. 2 is a front elevational view thereof;
FIG. 3 is a rear elevational view thereof;
FIG. 4 is a left side elevational view thereof; and the right side being a mirror image of that shown;
FIG. 5 is a top plan view thereof; and,
FIG. 6 is a bottom plan view thereof.

[56] **References Cited**

U.S. PATENT DOCUMENTS

D. 331,720 12/1992 Shyan D10/116
D. 338,167 8/1993 Huang D10/116

1 Claim, 1 Drawing Sheet






Fig 2

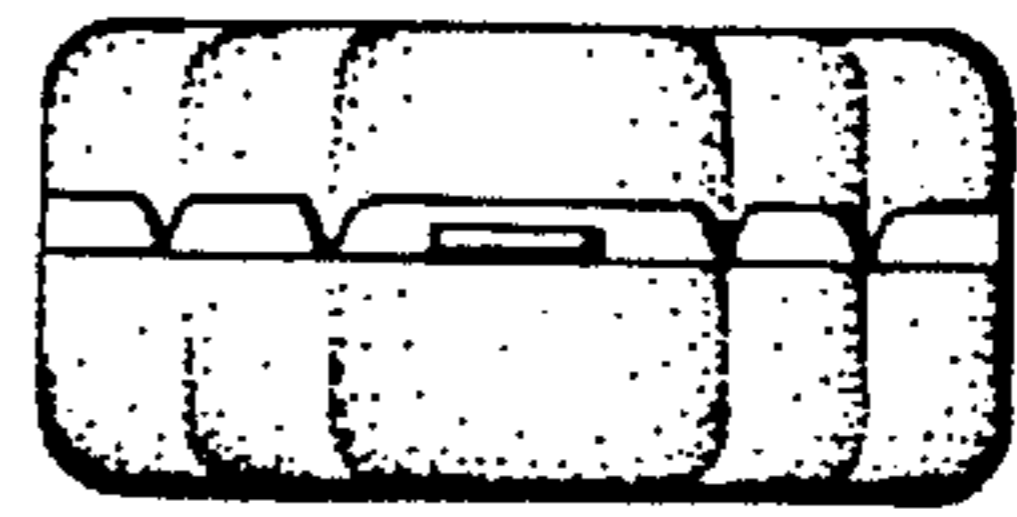


Fig 5




Fig 1

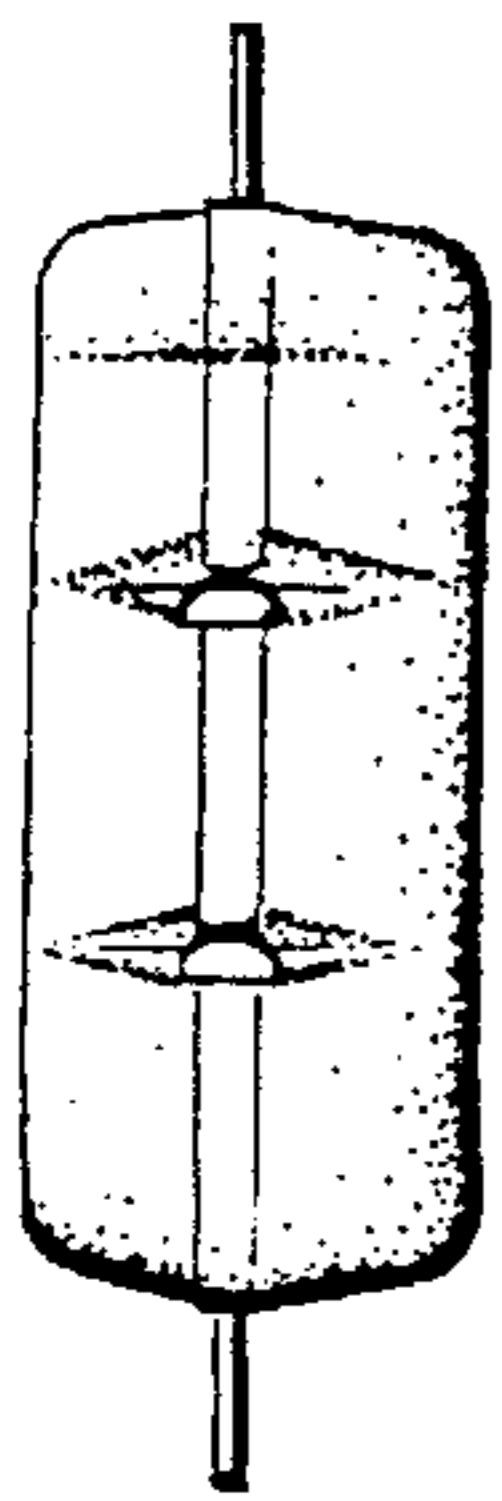


Fig 4

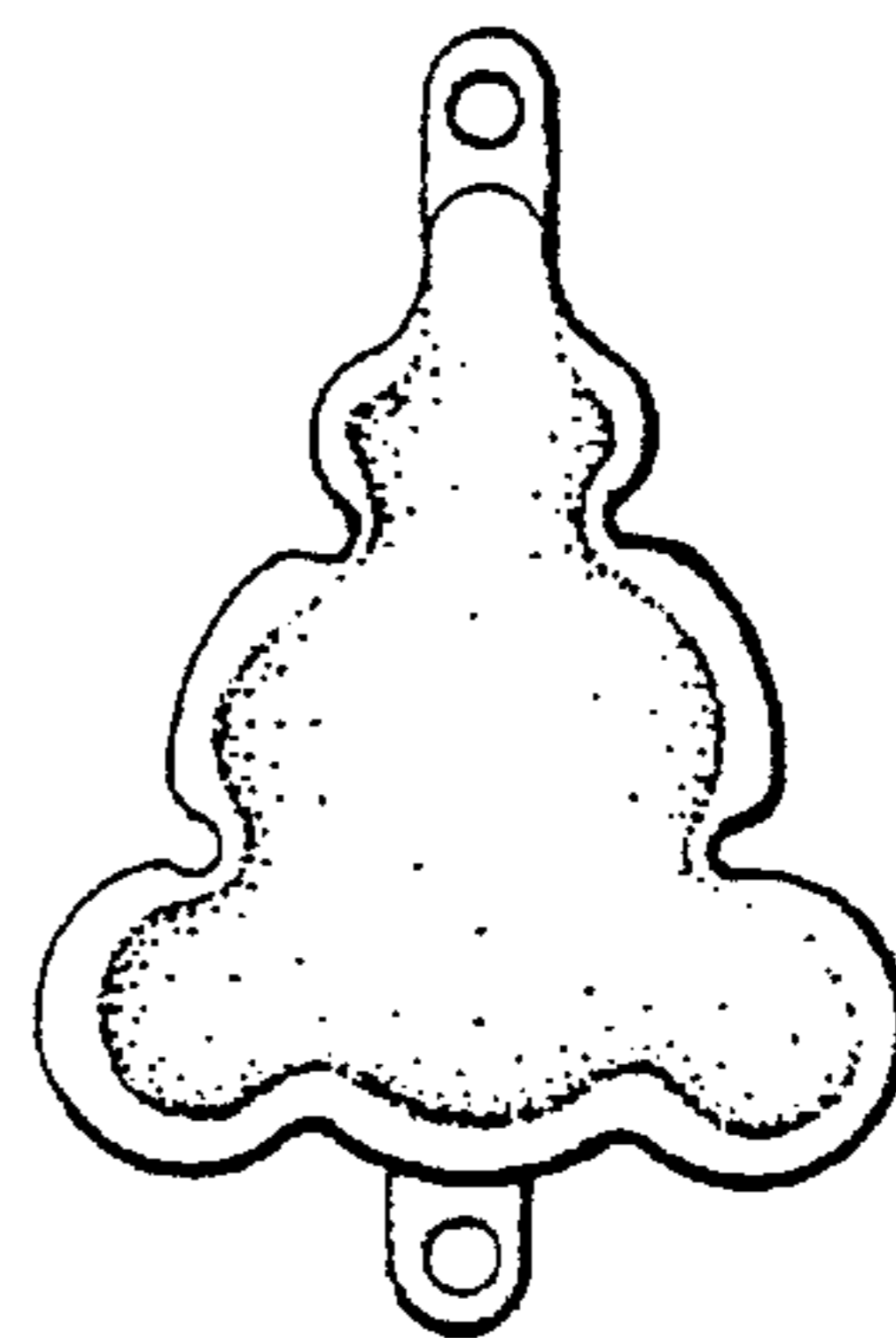


Fig 3




Fig 6