



US00D373302S

**United States Patent** [19]  
**Chen**

[11] **Patent Number: Des. 373,302**

[45] **Date of Patent: \*\*Sep. 3, 1996**

[54] **END CLIP FOR AN EXERCISE BAND**

5,136,756 8/1992 Krauss ..... 24/265 H

[75] Inventor: **Tim W. Chen**, Dallas, Tex.

*Primary Examiner*—Holly H. Baynham  
*Attorney, Agent, or Firm*—Haynes and Boone, L.L.P.;  
Brandi W. Sarfatis

[73] Assignee: **Keys Fitness Products, Inc.**, Dallas,  
Tex.

[57] **CLAIM**

[\*\*] Term: **14 Years**

The ornamental design for an end clip for an exercise band,  
as shown and described.

[21] Appl. No.: **41,700**

**DESCRIPTION**

[22] Filed: **Jul. 21, 1995**

[52] U.S. Cl. .... **D8/367**

[58] Field of Search ..... D8/367, 382; 24/599.1,  
24/599.8, 265 H

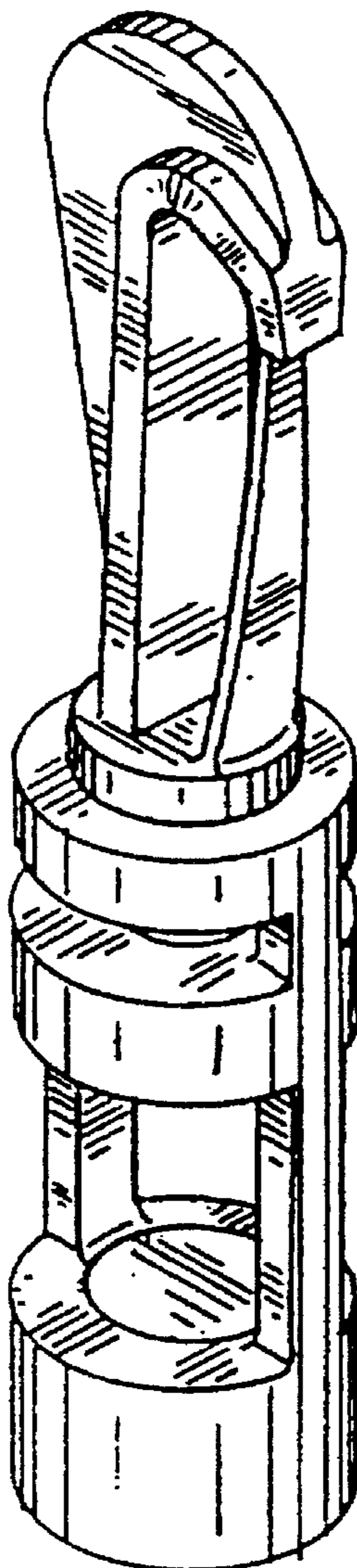
FIG. 1 is a front perspective view of the end clip for an  
exercise band showing my new design;  
FIG. 2 is a front elevational view thereof;  
FIG. 3 is a side elevational view thereof with the opposite  
side being a mirror image;  
FIG. 4 is a rear elevational view thereof;  
FIG. 5 is a top plan view thereof; and,  
FIG. 6 is a bottom plan view thereof.

[56] **References Cited**

**U.S. PATENT DOCUMENTS**

- D. 264,934 6/1982 Brooks ..... D8/367
- D. 284,933 8/1986 Murphy ..... D8/382
- 1,493,703 5/1924 Rice ..... 24/599.1 X

**1 Claim, 1 Drawing Sheet**



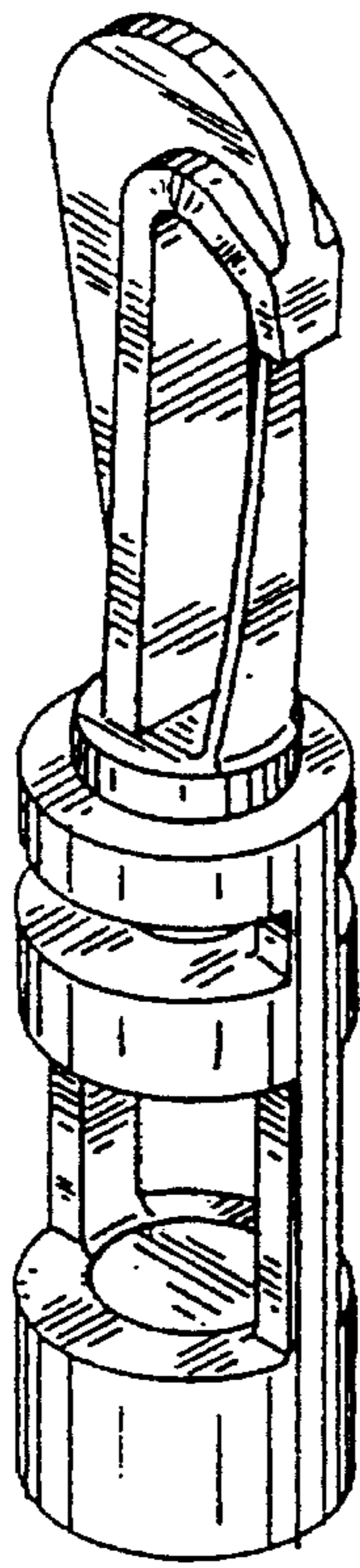


FIG. 1




FIG. 2

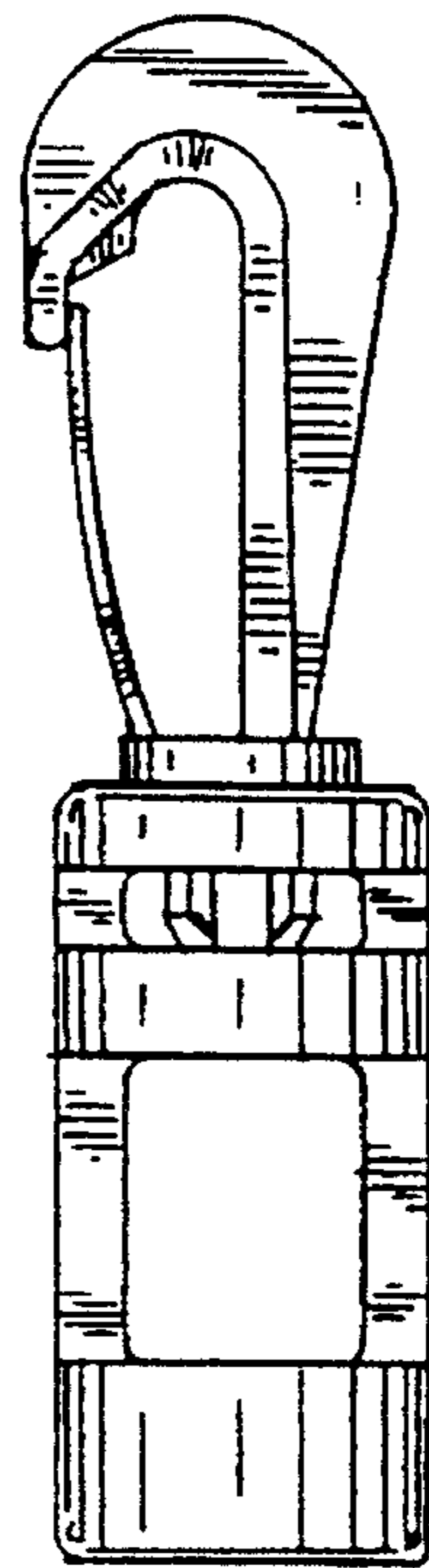


FIG. 3

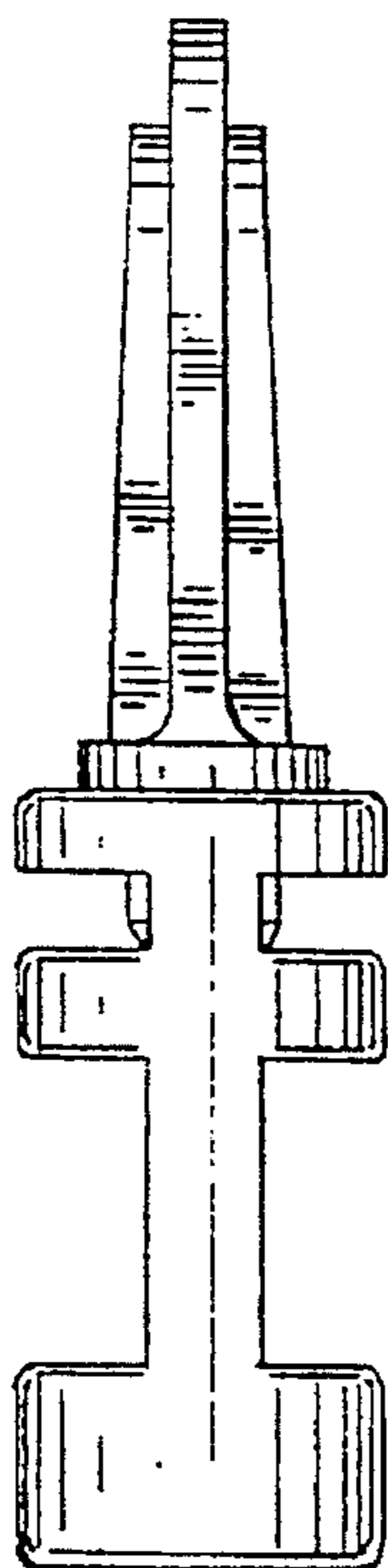


FIG. 4

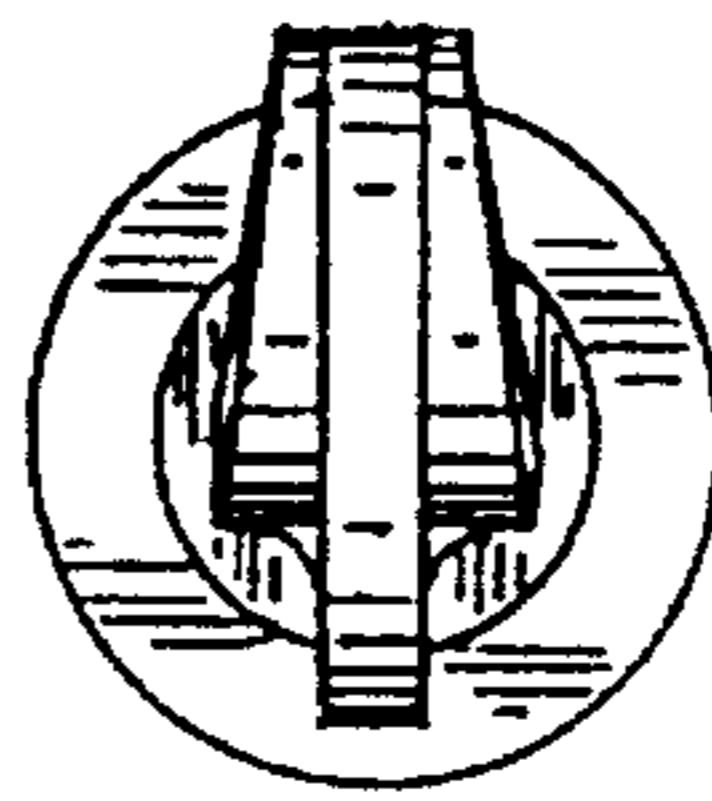


FIG. 5




FIG. 6