



US00D373289S

United States Patent [19]
Gebhardt

[11] **Patent Number:** **Des. 373,289**

[45] **Date of Patent:** ****Sep. 3, 1996**

[54] **SMALL KNIFE HANDLE**

[75] Inventor: **Paul E. Gebhardt**, Oneida, N.Y.

[73] Assignee: **Oneida Ltd.**, Oneida, N.Y.

[**] Term: **14 Years**

[21] Appl. No.: **41,476**

[22] Filed: **Jul. 17, 1995**

[52] **U.S. Cl.** **D7/401.2; D7/649**

[58] **Field of Search** **D7/642, 645, 649,**
D7/650, 662-664, 401.2; 30/147-150, 329,
340

[56] **References Cited**

U.S. PATENT DOCUMENTS

| | | | | |
|------------|---------|--------------|-------|--------|
| D. 136,445 | 10/1943 | Gerber | | D7/649 |
| D. 191,751 | 11/1961 | Woodall, Jr. | | D7/649 |
| D. 280,173 | 8/1985 | Welch | | D7/649 |
| 4,712,304 | 12/1987 | Sanelli | | 30/343 |

Primary Examiner—Alan P. Douglas
Assistant Examiner—Caron D. Veynar
Attorney, Agent, or Firm—Harris Beach & Wilcox

[57] **CLAIM**

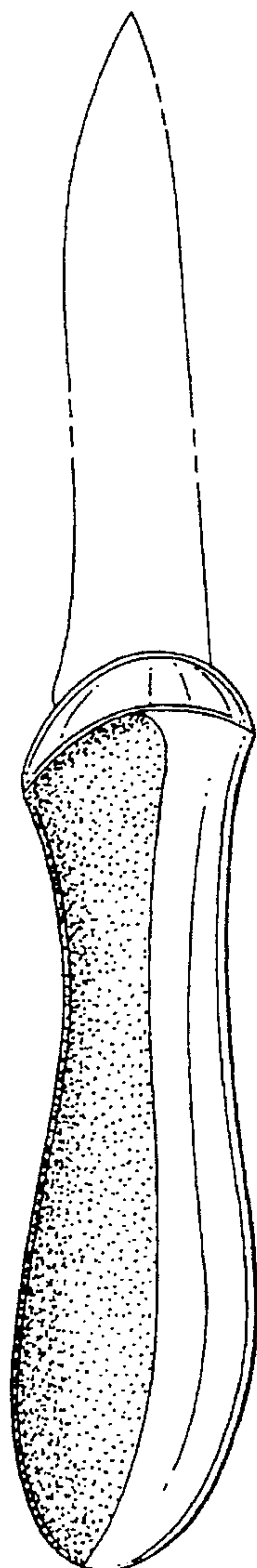
The ornamental design for a small knife handle, as shown and described.

DESCRIPTION

FIG. 1 is a front view of a small knife handle showing my new design, the rear view being a mirror image thereof; FIG. 2 is a right side elevational view thereof; FIG. 3 is a left side elevational view thereof; FIG. 4 is a top plan view thereof; and, FIG. 5 is a bottom plan view thereof.

The broken line showing of a knife blade in FIGS. 1-3 is for illustrative purposes only and forms no part of the claimed design.

1 Claim, 1 Drawing Sheet



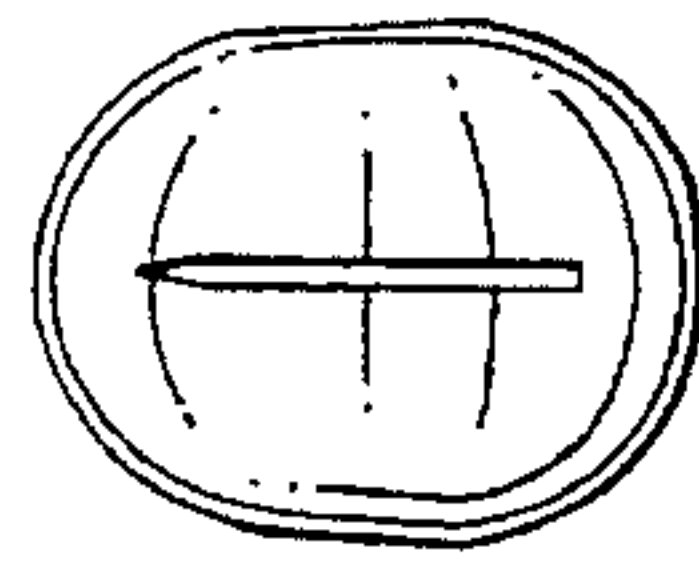


FIG. 4

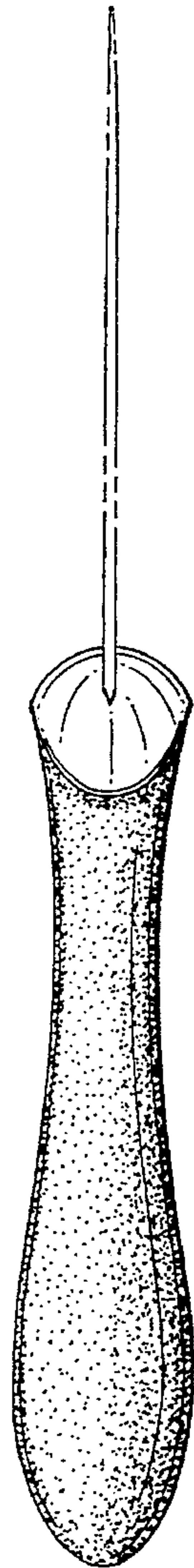


FIG. 3

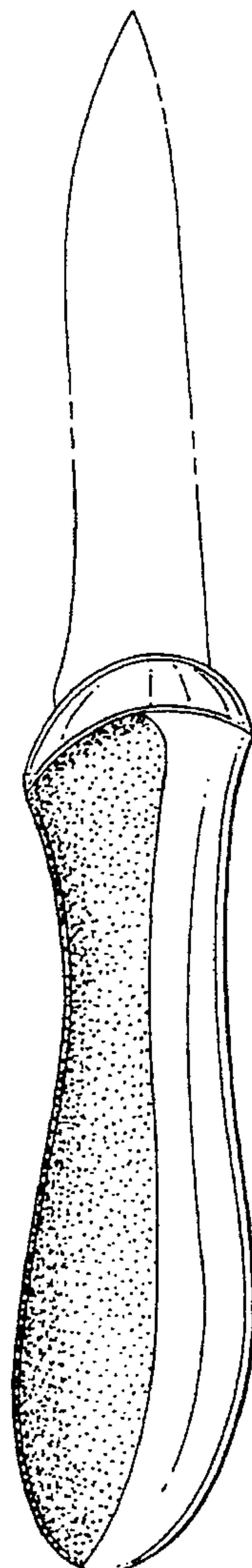


FIG. 1



FIG. 2

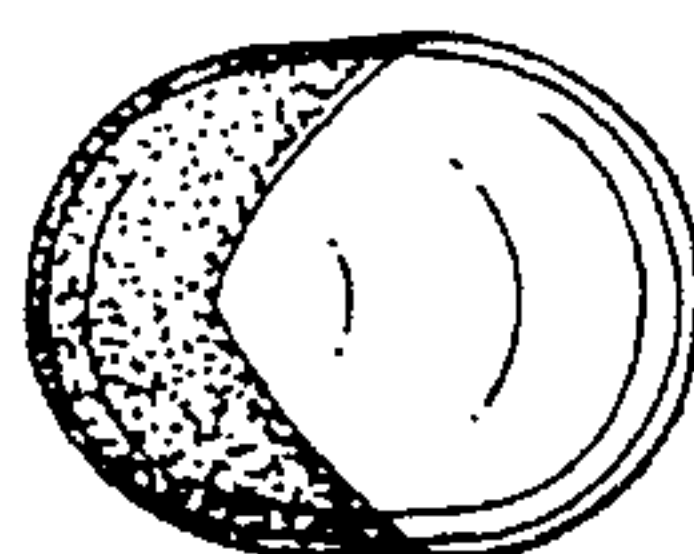


FIG. 5