



US00D373284S

# United States Patent [19] Hirst

[11] Patent Number: **Des. 373,284**  
[45] Date of Patent: **\*\*Sep. 3, 1996**

[54] **BAKING TIN**

### FOREIGN PATENT DOCUMENTS

[75] Inventor: **Colin Hirst**, Burnley, England

17143 5/1917 Canada ..... 126/390  
52113 of 0000 France ..... 126/390

[73] Assignee: **George Wilkinson (Burnley) Limited**,  
Lancashire, United Kingdom

*Primary Examiner*—Nelson C. Holtje  
*Assistant Examiner*—Caron D. Veynar  
*Attorney, Agent, or Firm*—Learman & McCulloch

[\*\*] Term: **14 Years**

### [57] CLAIM

[21] Appl. No.: **5,023**

The ornamental design for a baking tin, as shown and described.

[22] Filed: **Feb. 18, 1993**

### DESCRIPTION

### [30] Foreign Application Priority Data

Oct. 20, 1992 [GB] United Kingdom ..... 2026580  
Oct. 20, 1992 [GB] United Kingdom ..... 2026581

FIG. 1 is a top plan view of a baking tin embodying my new design;

[52] U.S. Cl. .... **D7/354; D7/359**

FIG. 2 is a bottom plan view thereof;

[58] Field of Search ..... D7/354, 359, 360;  
99/324, 325, 339, 345, 426, 425, 445; 126/373,  
390; 220/912

FIG. 3 is a side elevation view thereof, the other side elevation view being a mirror image thereof;

FIG. 4 is a front elevation view, the rear elevation view being a mirror elevation thereof;

### [56] References Cited

#### U.S. PATENT DOCUMENTS

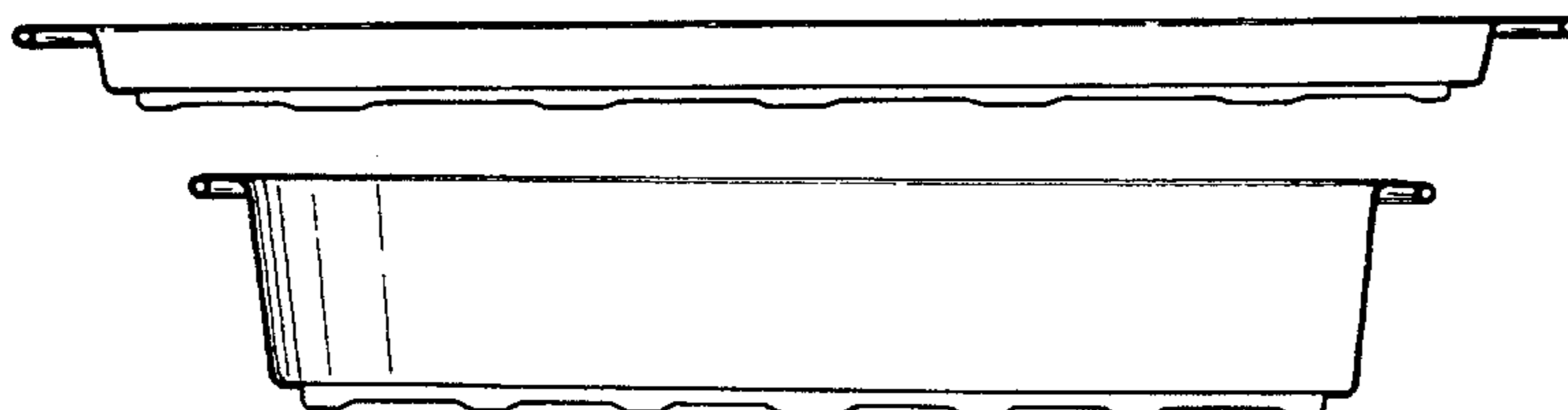

1,471,039 10/1923 Lee ..... 99/445  
1,517,161 11/1924 Kershaw ..... 99/445  
5,123,563 6/1992 Nottingham et al. .... 220/912 X

FIG. 5 is a top plan view of a second embodiment of the baking tin of FIGS. 1-4;

FIG. 6 is a bottom plan view thereof; and,

FIG. 7 is a side elevation view thereof, all other side views being identical.

**1 Claim, 6 Drawing Sheets**






Fig. 1




Fig. 2




Fig. 3



Fig. 4

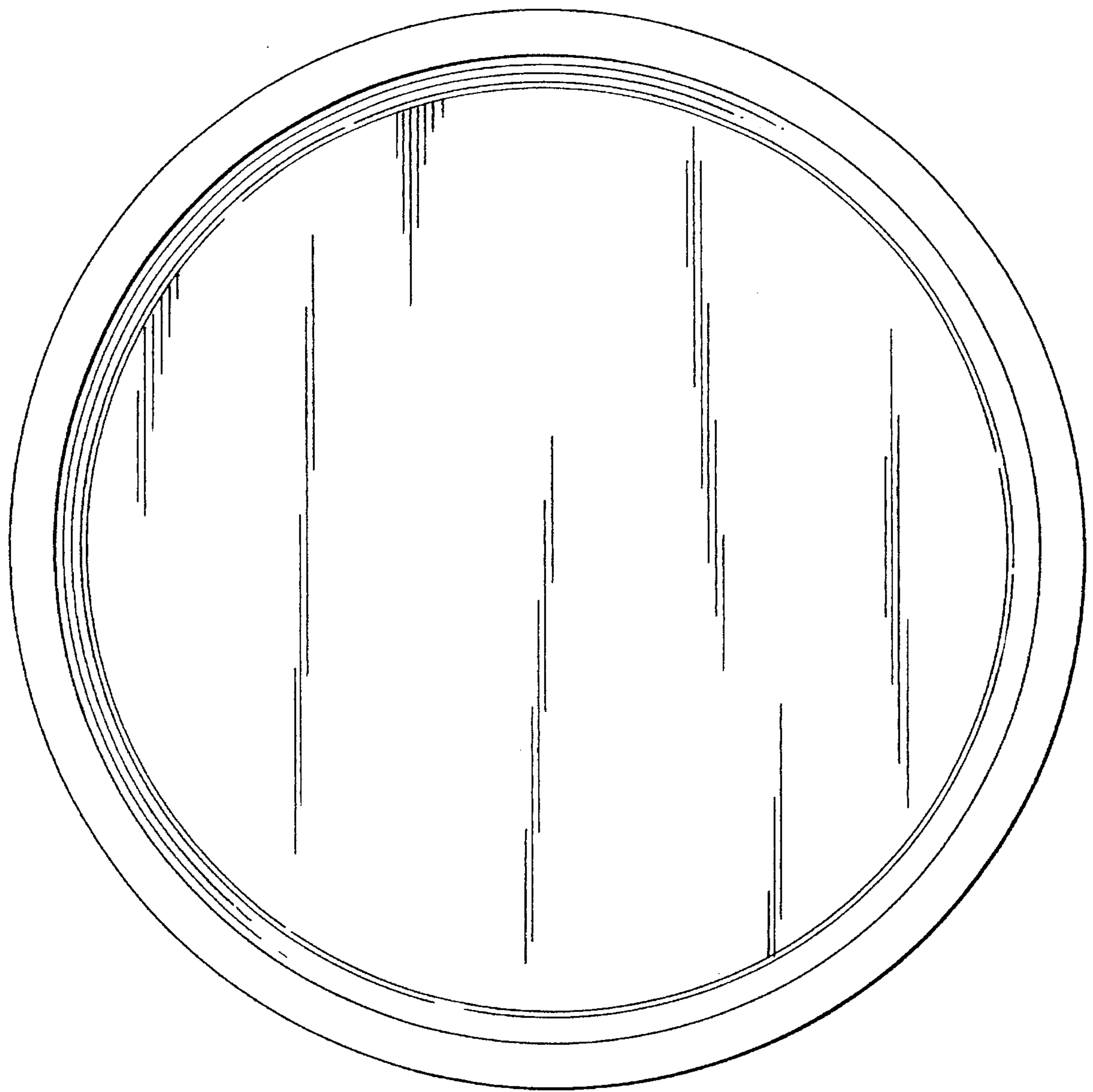


Fig. 5



Fig. 6




Fig. 7




Fig. 8