



US00D373246S

United States Patent [19]

Stokes et al.

[11] Patent Number: **Des. 373,246**

[45] Date of Patent: ****Sep. 3, 1996**

[54] **SUITCASE**

[75] Inventors: **Adrian D. Stokes**, Kingston Upon Thames; **David Banham**, Haslemere; **Stephen Green**, London, all of England

[73] Assignee: **Carlton International PLC**, Enfield, United Kingdom

[**] Term: **14 Years**

[21] Appl. No.: **31,954**

[22] Filed: **Dec. 9, 1994**

[30] Foreign Application Priority Data

Jun. 10, 1994 [GB] United Kingdom 2039627

[52] U.S. Cl. **D3/279**

[58] Field of Search D3/276, 273, 279; 190/18 A, 100, 109, 112, 115, 116, 124, 126, 900, 903

[56] References Cited

U.S. PATENT DOCUMENTS

- D. 309,215 7/1990 Wei-Mu D3/279
- D. 309,980 8/1990 King D3/279

- D. 310,450 9/1990 Castelli et al. D3/279
- D. 322,359 12/1991 Diefenbach D3/279
- D. 325,819 5/1992 Lee D3/281
- D. 337,434 7/1993 Fukuda D3/279
- D. 352,168 11/1994 Aumasson D3/279
- D. 352,826 11/1994 Rao D3/279
- 4,544,050 10/1985 Seynhaeve 190/18 A
- 4,928,800 5/1990 Green 190/18 A

Primary Examiner—Philip S. Hyder
Attorney, Agent, or Firm—Abelman, Frayne & Schwab

[57] CLAIM

The ornamental design for a suitcase, as shown and described.

DESCRIPTION

FIG. 1 is a perspective view of the suitcase showing our design;
FIG. 2 is an end view thereof;
FIG. 3 is a view of the other end thereof;
FIG. 4 is a side view thereof;
FIG. 5 is a view of the other side thereof;
FIG. 6 is a top view thereof; and,
FIG. 7 is a bottom view thereof.

1 Claim, 4 Drawing Sheets



FIG. 1



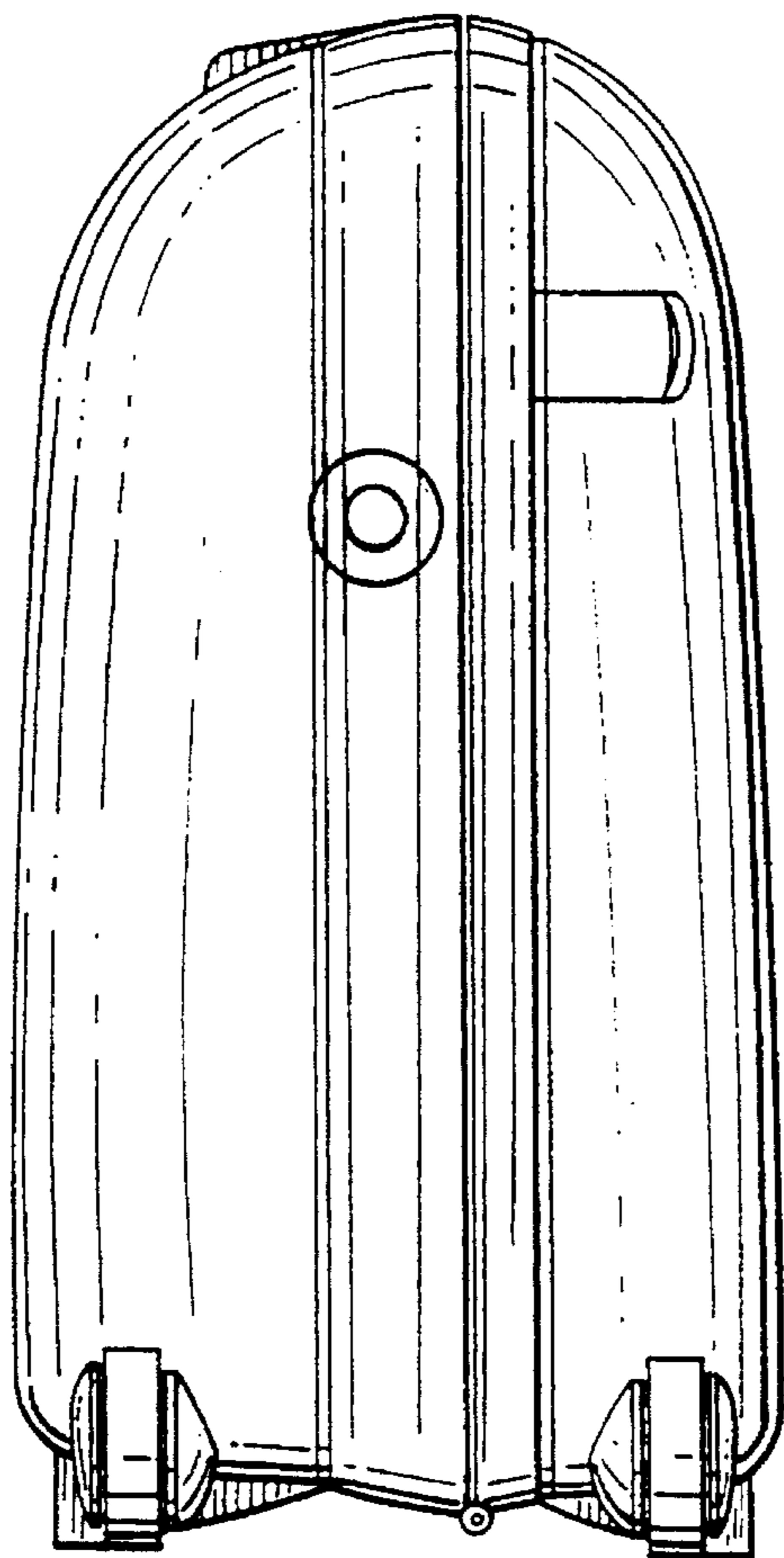


FIG. 2

FIG. 3

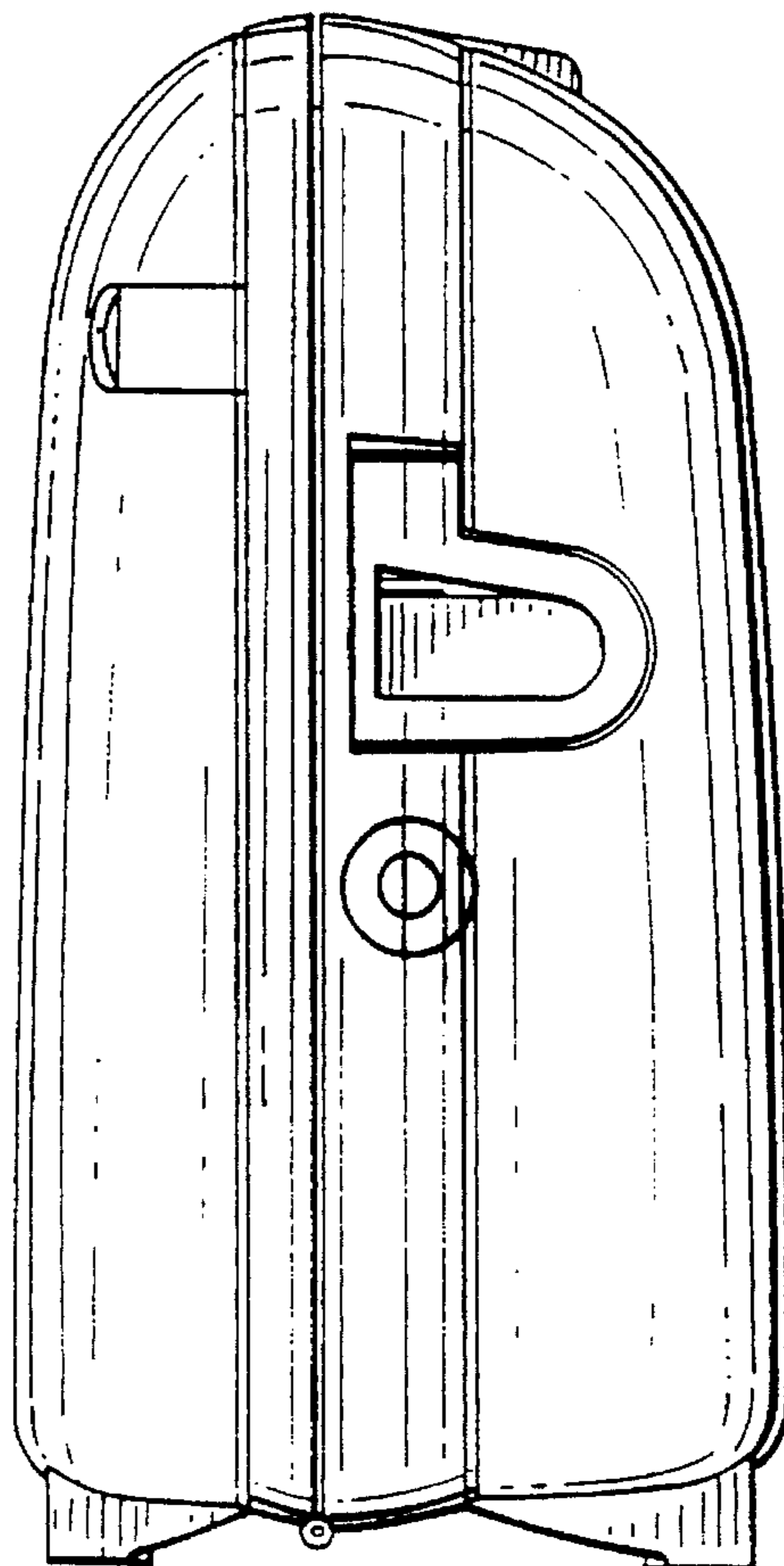


FIG. 4




FIG. 6




FIG. 5




FIG. 7

