



US00D373241S

# United States Patent [19]

Chavez et al.

[11] Patent Number: **Des. 373,241**

[45] Date of Patent: **\*\*Sep. 3, 1996**

[54] **ELECTRONIC BEEPER CASE**

4,951,817 8/1990 Barletta et al. .... 224/252 X

[76] Inventors: **Joilene M. Chavez; Nora S. Johnson,**  
both of 1768 Joliet St., Aurora, Colo.  
80010-2425

*Primary Examiner*—Doris V. Coles  
*Assistant Examiner*—Catherine R. Oliver  
*Attorney, Agent, or Firm*—Harpman & Harpman

[\*\*] Term: **14 Years**

[57] **CLAIM**

[21] Appl. No.: **44,192**

The ornamental design for a electronic beeper case, as shown and described.

[22] Filed: **Sep. 20, 1995**

**DESCRIPTION**

[52] U.S. Cl. .... **D3/218**

[58] Field of Search ..... D3/218, 215; D14/138,  
D14/251, 253; 224/236, 240, 252, 253,  
904, 913

FIG. 1 is a rear, top and right side perspective view of the electronic beeper case embodying the design of the present invention;

Fig. 2 is a left side elevational view thereof;

FIG. 3 is a rear elevational view thereof;

FIG. 4 is a front elevational view thereof;

FIG. 5 is a top plan view thereof; and,

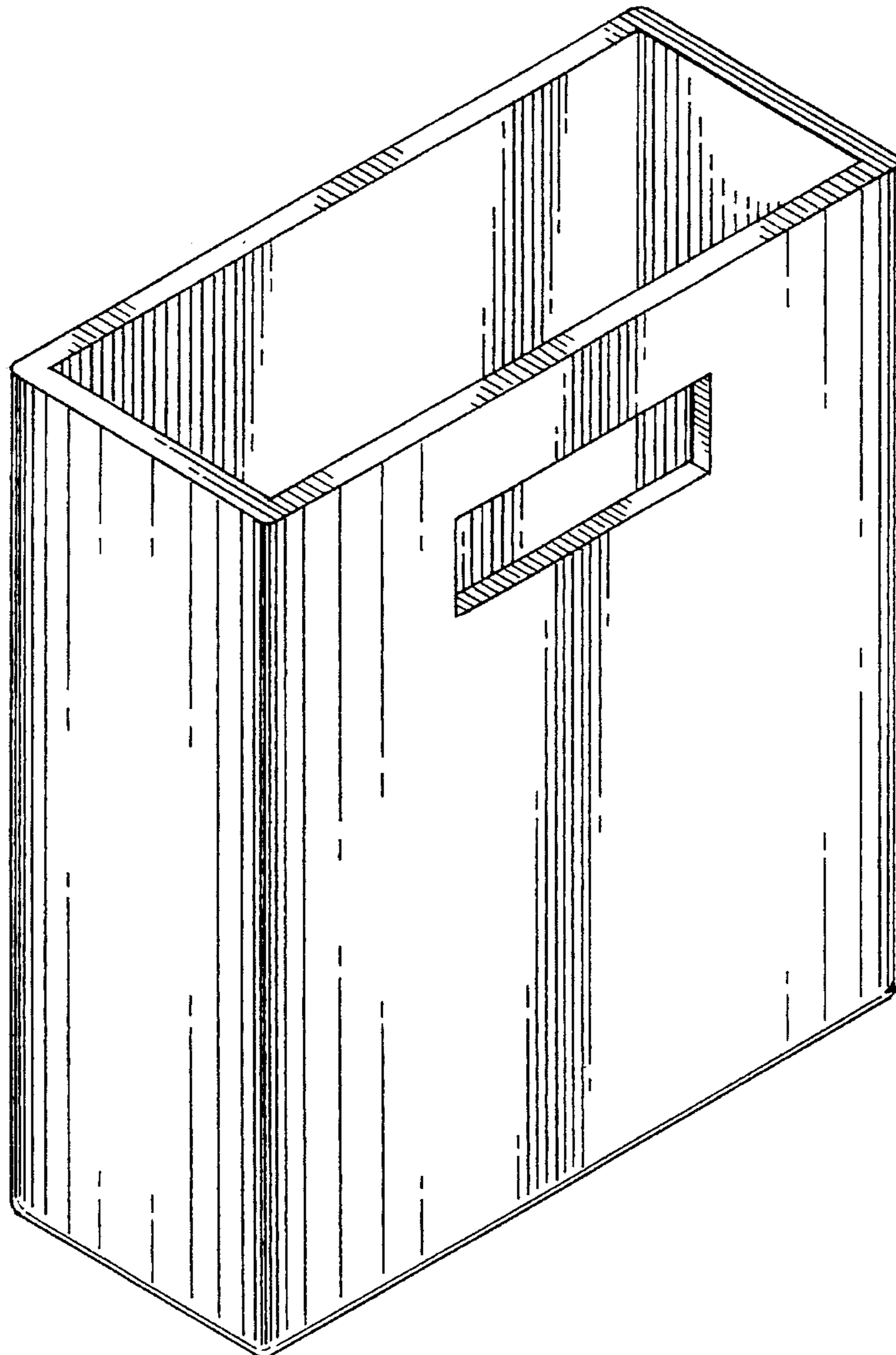
FIG. 6 is a bottom plan view thereof.

[56] **References Cited**

**U.S. PATENT DOCUMENTS**

D. 306,654 3/1990 Brown ..... D3/226 X  
D. 329,945 10/1992 Benskin ..... D3/218  
4,901,852 2/1990 King ..... D3/218 X

**1 Claim, 2 Drawing Sheets**



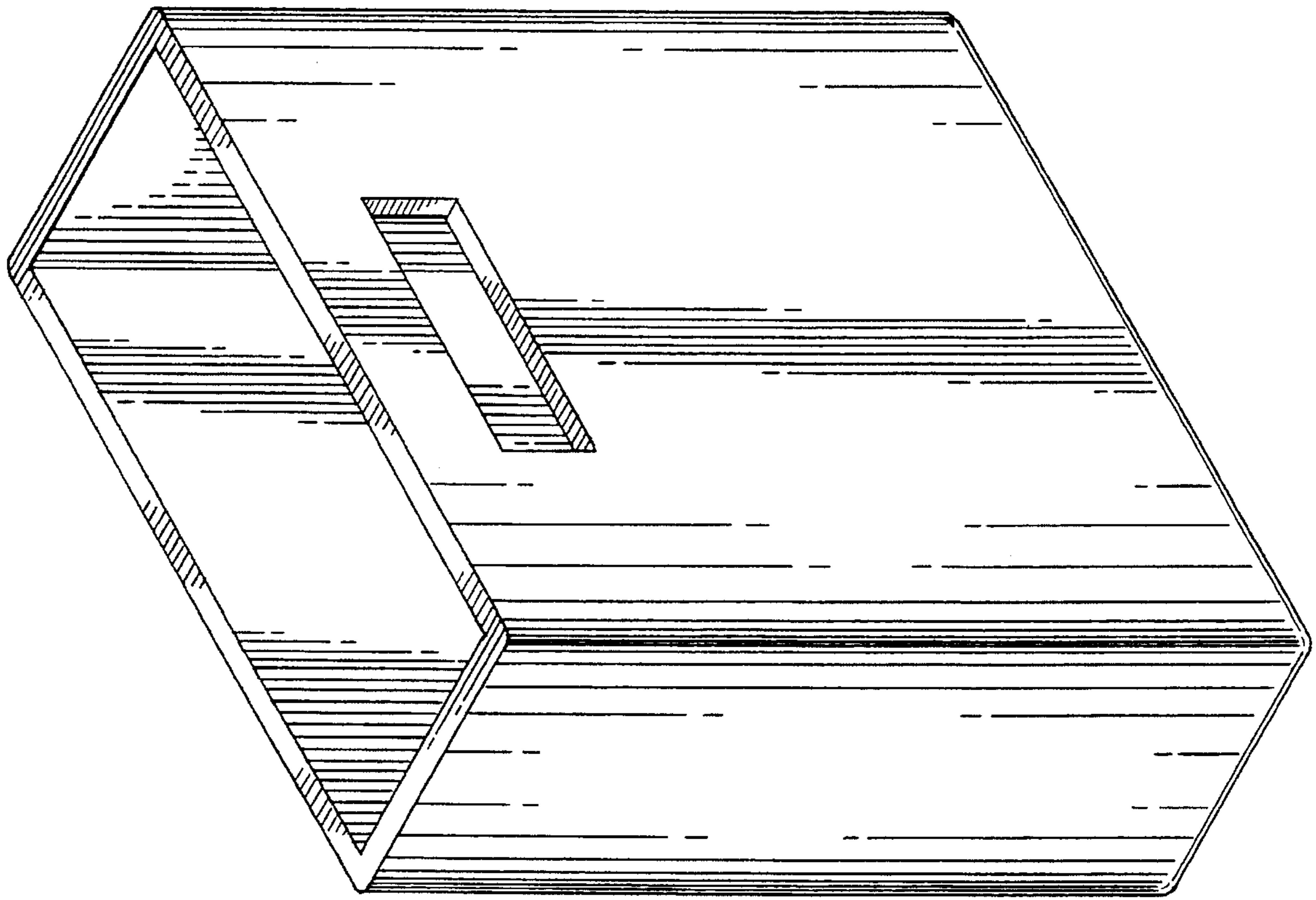


FIG. 1




FIG. 2

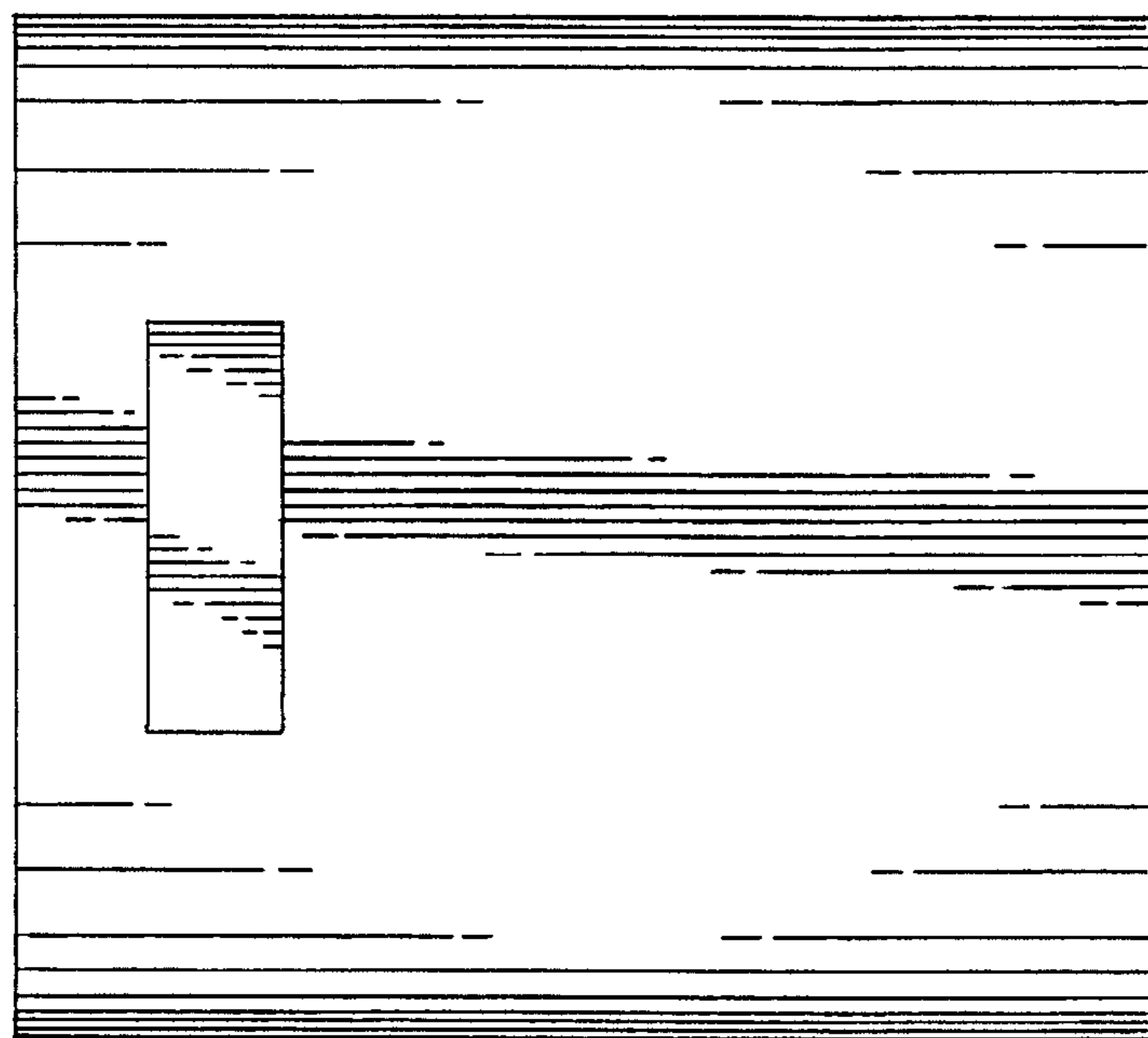


FIG. 3




FIG. 4




FIG. 5




FIG. 6