



US00D373235S

United States Patent [19]

Caponelli et al.

[11] Patent Number: **Des. 373,235**

[45] Date of Patent: ****Sep. 3, 1996**

[54] MUFF
[76] Inventors: **Daniel Caponelli; Robin Landholm,**
both of 7053 Mohawk St., San Diego,
Calif. 92115

[**] Term: **14 Years**

[21] Appl. No.: **41,515**

[22] Filed: **Jul. 17, 1995**

[52] U.S. Cl. **D2/613; D2/615**

[58] Field of Search **D2/610, 611, 613,**
D2/614, 615, 622; 2/158, 160

[56] **References Cited**

U.S. PATENT DOCUMENTS

D. 202,409	9/1965	Harlamert	D2/615
D. 254,216	2/1980	Caputo	D2/611
D. 255,505	6/1980	Karolak	D2/611
D. 285,024	8/1986	Finkle	D2/613
D. 364,724	12/1995	Bates	D2/613
2,611,901	9/1952	Neider	D2/622

3,203,005	8/1965	Burrows	2/158
3,491,373	1/1970	Thomas, Jr.	2/158 X
4,856,112	8/1989	Effe	D2/612 X
5,345,610	9/1994	Belanger	2/158

Primary Examiner—Paula A. Mortimer
Attorney, Agent, or Firm—Brown, Martin, Haller & McClain


[57] **CLAIM**

The ornamental design for a muff, as shown and described.

DESCRIPTION

FIG. 1 is a perspective view of a muff showing our new design;
FIG. 2 is a rear elevational view;
FIG. 3 is an end elevational view thereof, the opposite end is a mirror image;
FIG. 4 is a top plan view thereof; and,
FIG. 5 is a bottom plan view thereof.

1 Claim, 1 Drawing Sheet



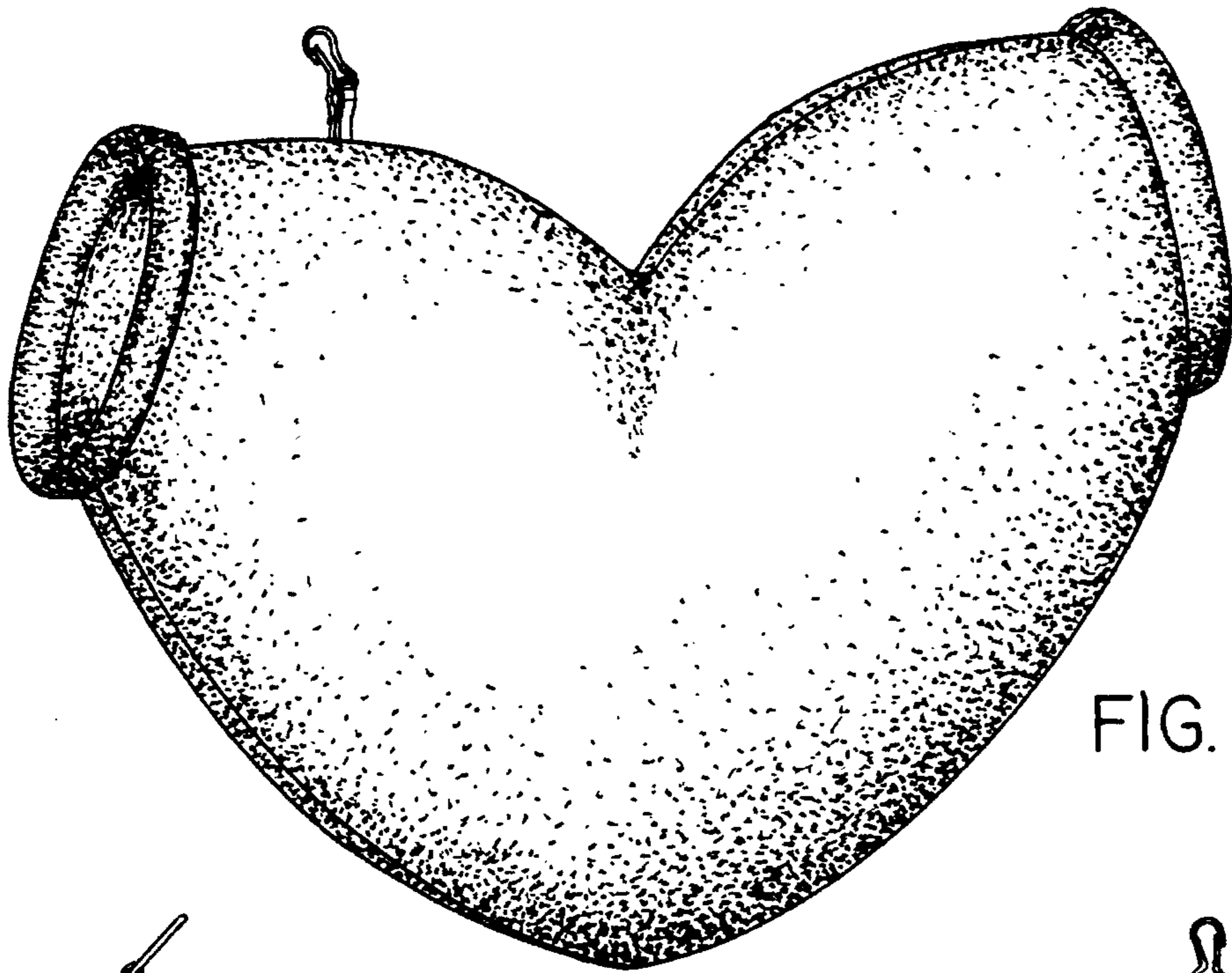


FIG. 1




FIG. 3

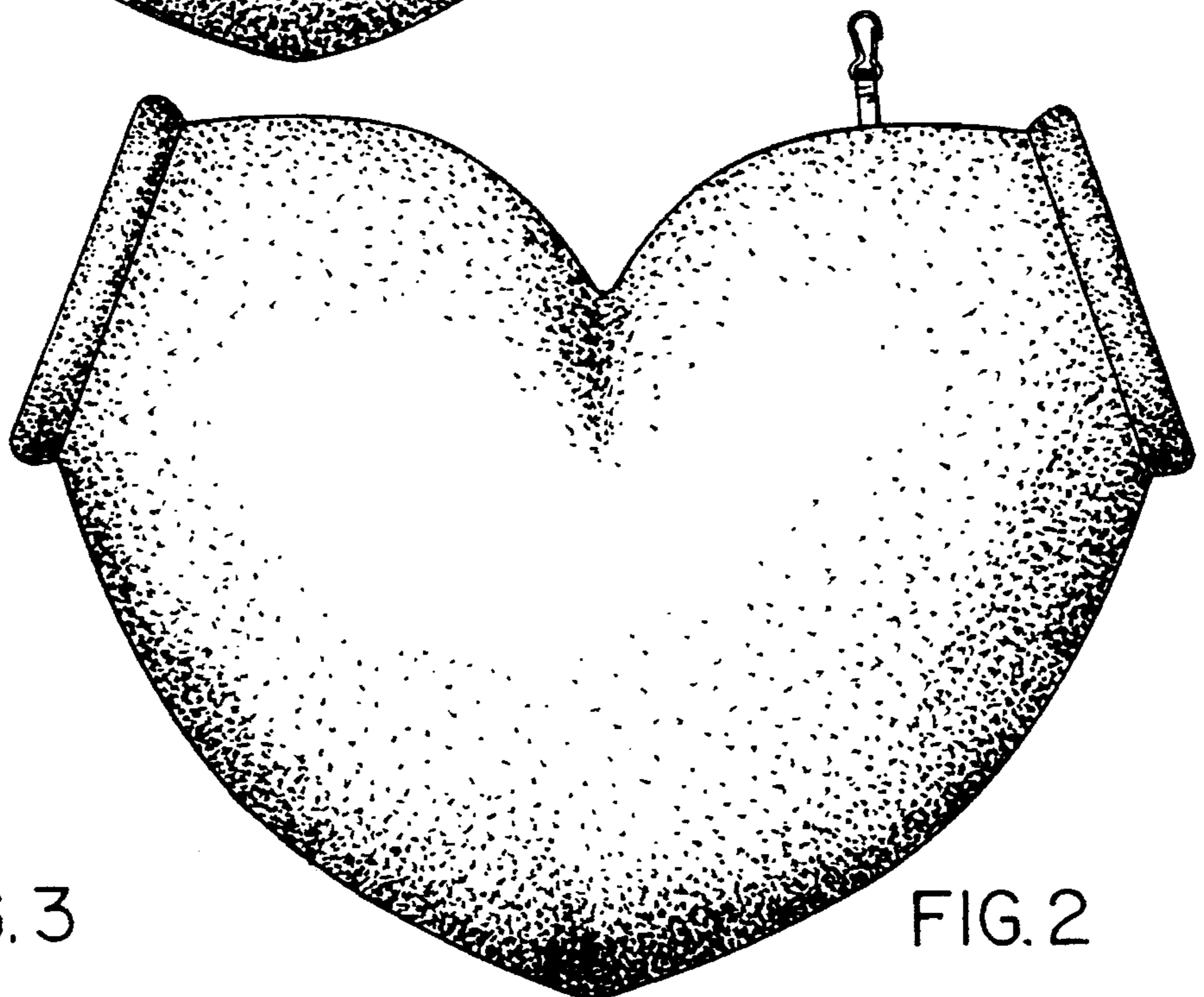


FIG. 2

FIG. 4




FIG. 5