



US00D373225S

United States Patent [19]

[11] Patent Number: **Des. 373,225**

Theroux et al.

[45] Date of Patent: ****Aug. 27, 1996**

[54] **FINGER SHIELD**

3,046,561	7/1962	Marinese et al.	2/21
3,070,804	1/1963	Parrilla	2/21
5,048,186	9/1991	Lamb et al.	D29/114
5,450,626	9/1995	Sorrels	2/21

[76] Inventors: **Claire J. Theroux**, 350 Lakewood Dr., Apt. 126, Brandon, Fla. 33510; **Daniel A. Amyx**, 4517 S. Hale Ave., Tampa, Fla. 33611

Primary Examiner—Ruth McInroy
Attorney, Agent, or Firm—Herbert W. Larson, P.A.; James E. Larson

[**] Term: **14 Years**

[57] CLAIM

[21] Appl. No.: **45,268**

The ornamental design for a finger shield, as shown and described.

[22] Filed: **Oct. 16, 1995**

[52] U.S. Cl. **D29/114**

[58] Field of Search D29/113, 114,
D29/117, 118, 119, 123; 2/16, 20, 21, 163;
D24/190

DESCRIPTION

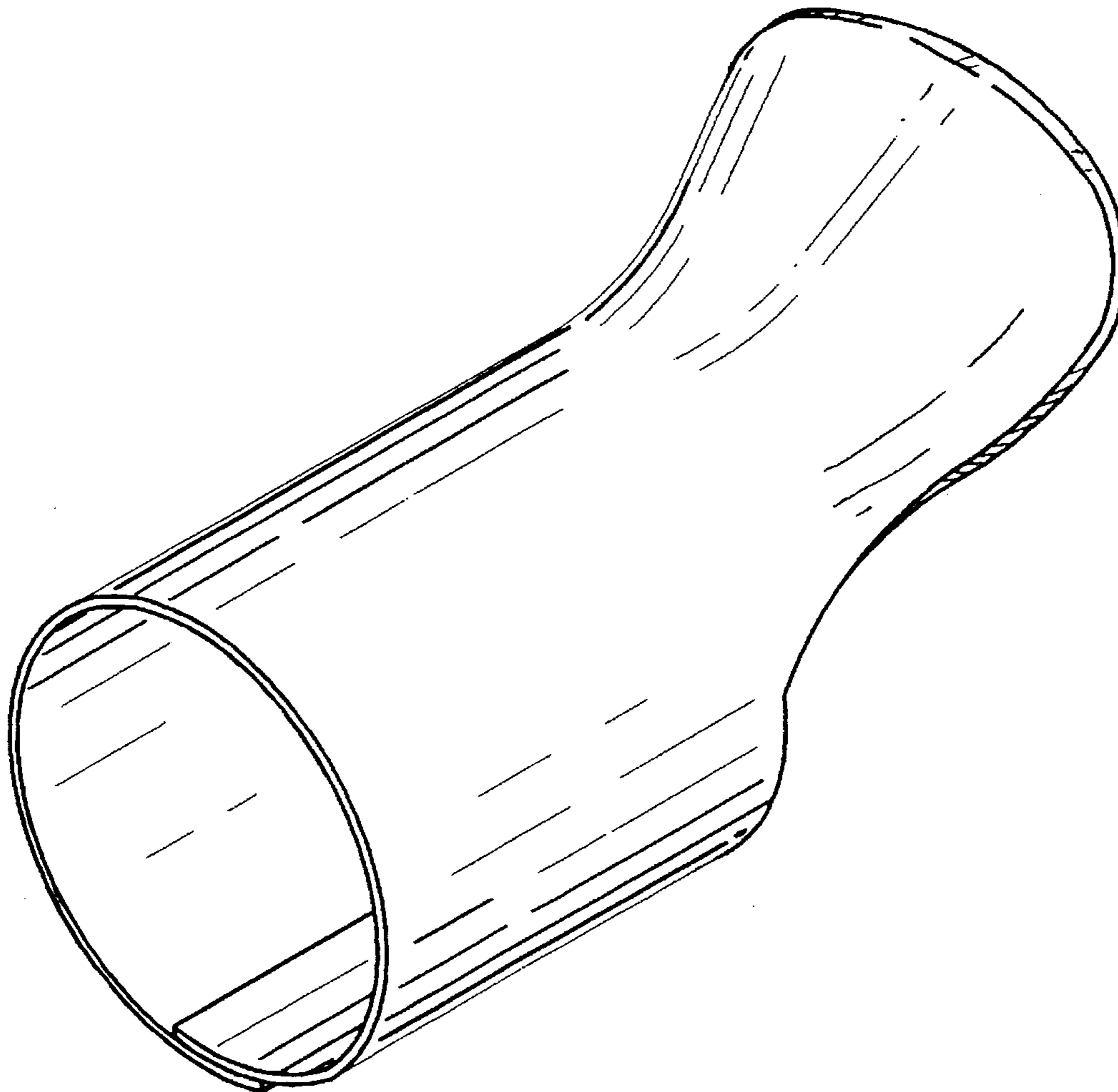
FIG. 1 is a perspective view of a finger shield, showing a new design;
FIG. 2 is a top plan view thereof;
FIG. 3 is a bottom plan view thereof;
FIG. 4 is a left side elevational view thereof;
FIG. 5 is a right side elevational view thereof;
FIG. 6 is a front view thereof; and,
FIG. 7 is a rear view thereof.

[56] References Cited

U.S. PATENT DOCUMENTS

D. 225,389	12/1972	Carter	D24/190
471,221	3/1892	Moore	D29/114
622,386	4/1899	Peery	2/21
2,225,571	12/1940	Smith	2/21
2,409,101	10/1946	Brittingham	D29/114

1 Claim, 3 Drawing Sheets



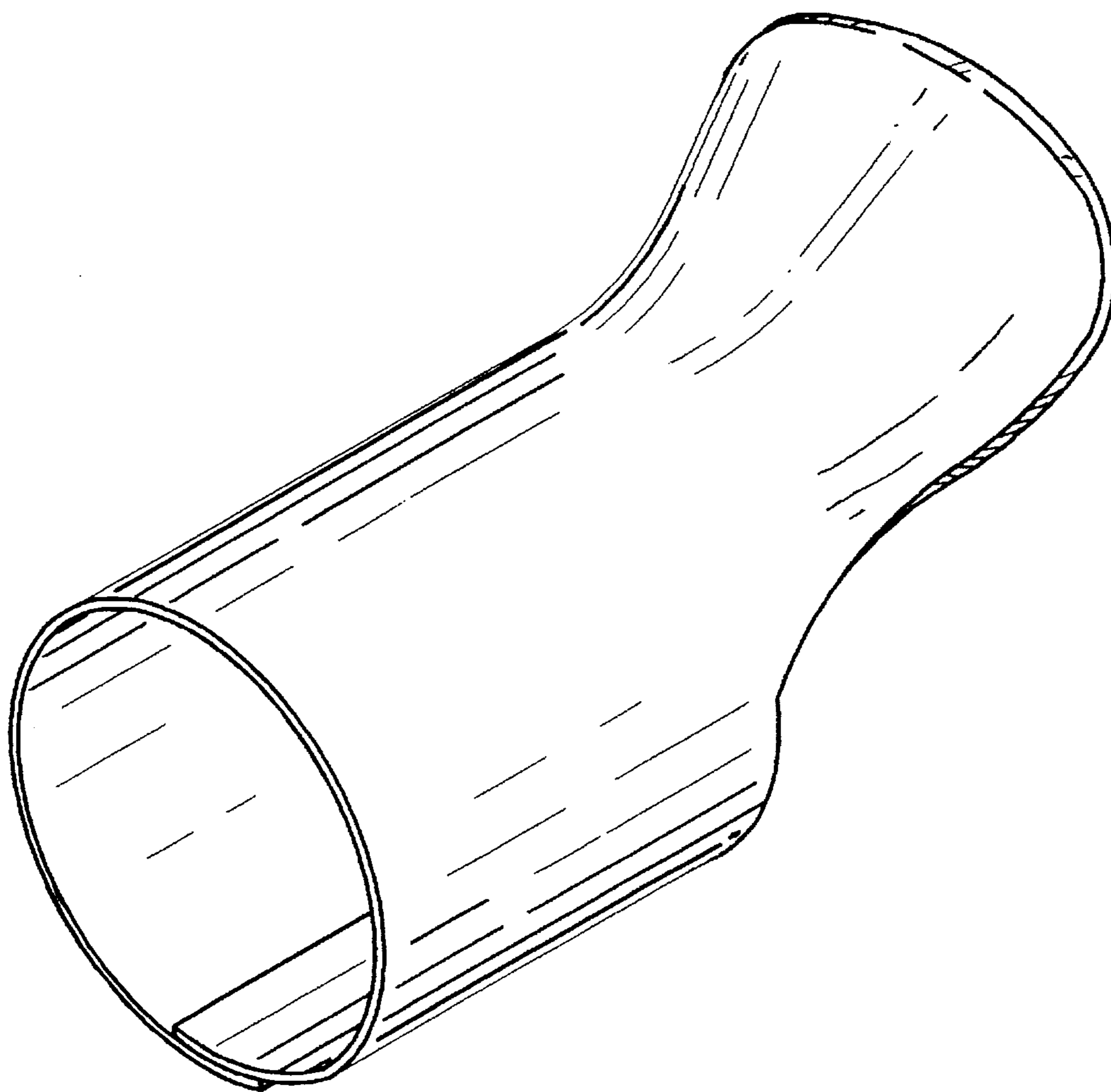


Fig. 1




Fig. 2




Fig. 3




Fig. 4




Fig. 5

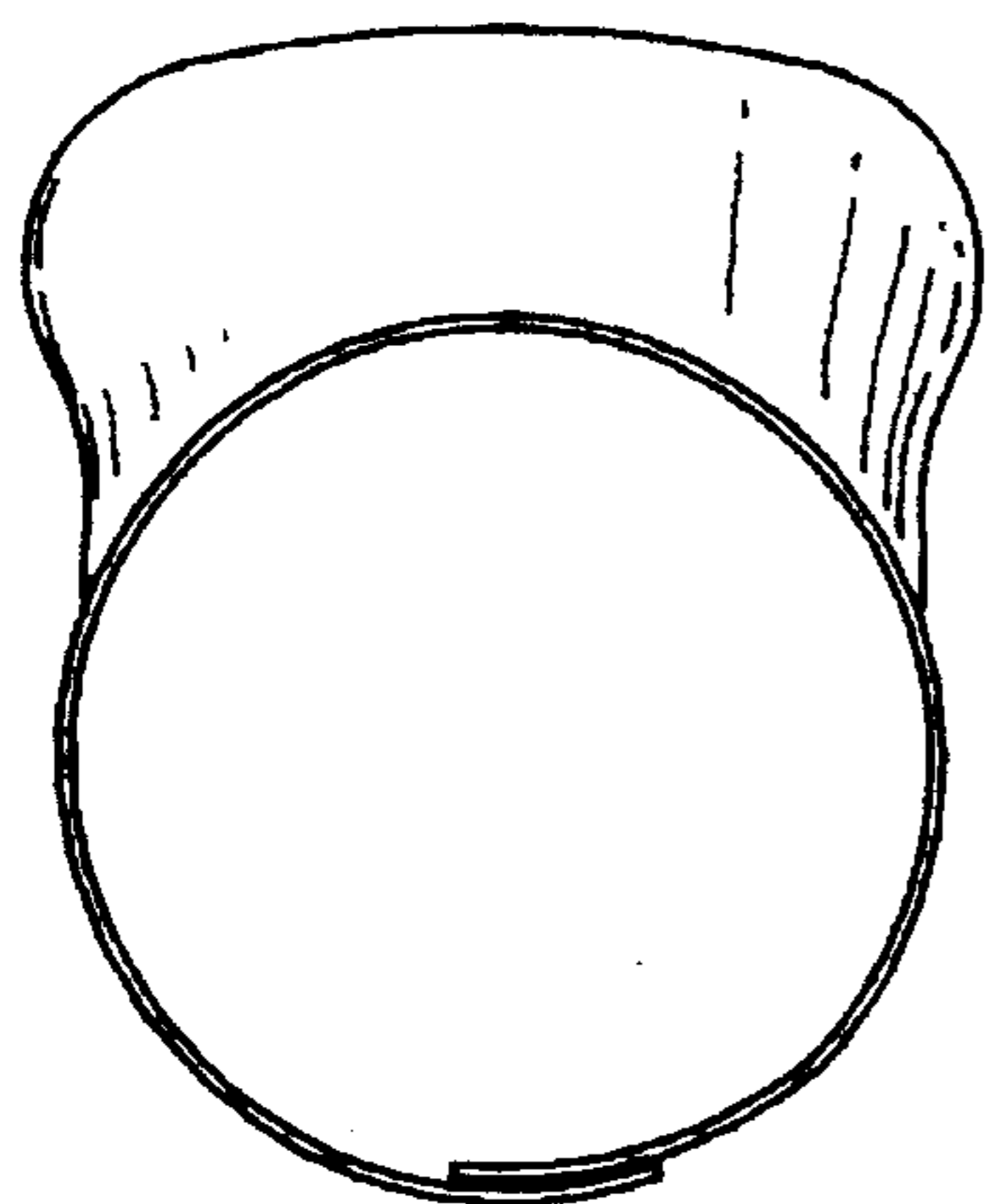


Fig. 6

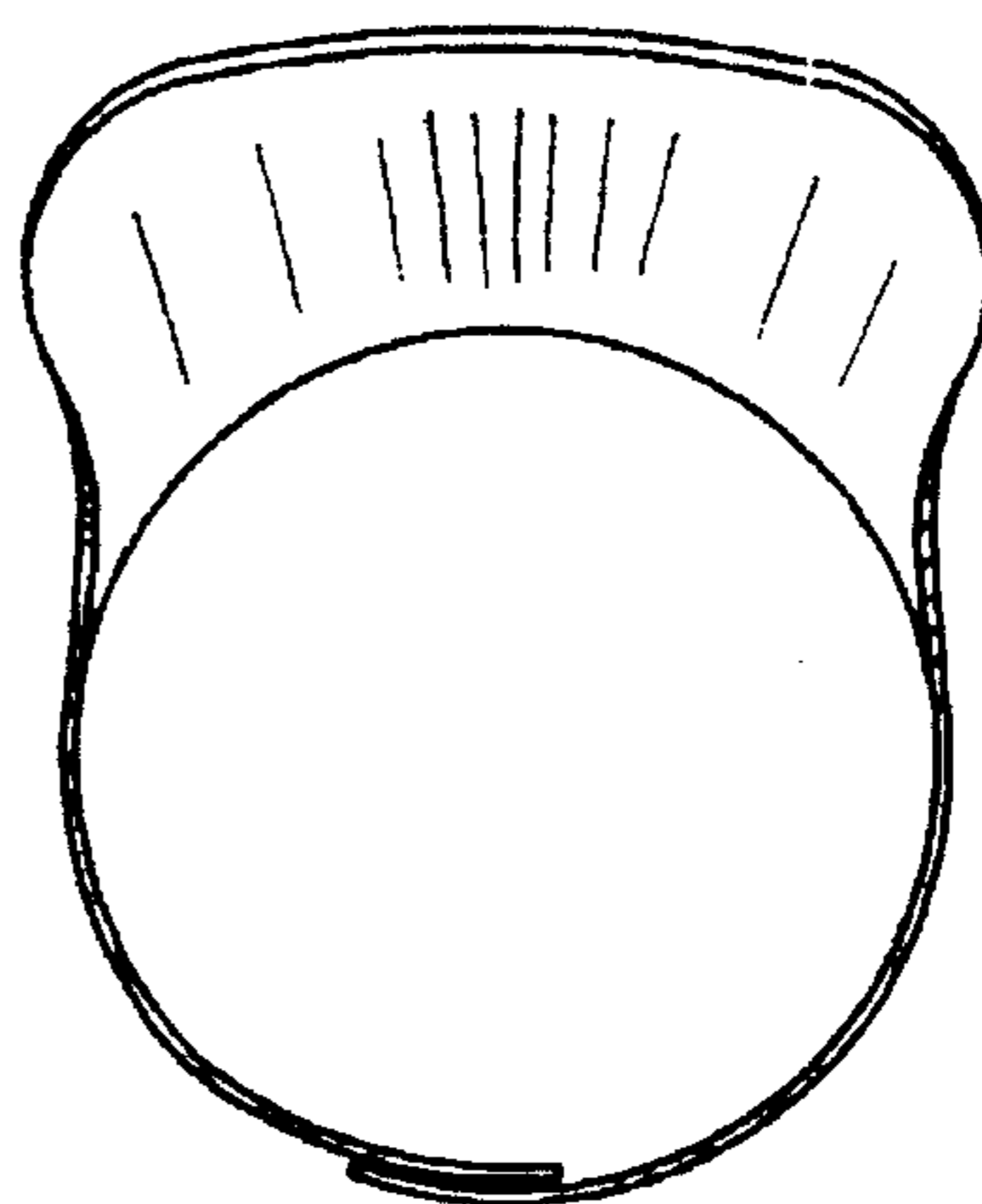


Fig. 7