



US00D373210S

United States Patent [19]
Santarsiero

[11] **Patent Number: Des. 373,210**
[45] **Date of Patent: **Aug. 27, 1996**

[54] **HEAD FOR A FLASHLIGHT**

[75] Inventor: **Paul S. Santarsiero**, Avon, Conn.

[73] Assignee: **Black & Decker Inc.**, Newark, Del.

[**] Term: **14 Years**

[21] Appl. No.: **37,613**

[22] Filed: **Apr. 17, 1995**

[52] **U.S. Cl.** **D26/43**

[58] **Field of Search** D26/37, 43, 44,
D26/46, 49, 60, 62; 362/157, 158, 184,
188, 189, 191, 198, 199, 200, 202, 362,
396

[56] **References Cited**

U.S. PATENT DOCUMENTS

D. 147,258	8/1947	Becker	D26/43
D. 166,073	3/1952	Dunkelberger	D26/43
D. 314,246	1/1991	Bache	D26/62
D. 328,146	7/1992	Sinsteden	D26/49
3,111,277	11/1963	Grimsley	D26/63 X

FOREIGN PATENT DOCUMENTS

685931	8/1986	Japan	D26/43
--------	--------	-------	-------	--------

Primary Examiner—A. Hugo Word
Assistant Examiner—Lavone D. Tabor
Attorney, Agent, or Firm—Barry E. Deutsch

[57] **CLAIM**

The ornamental design for a head for a flashlight, as shown and described.

DESCRIPTION

FIG. 1 is a perspective view taken from the front, right side and top of a head for a flashlight showing my new design, the portion shown in phantom is illustrative of a flexible core to which my new design may be attached;

FIG. 2 is a rear elevational view thereof;

FIG. 3 is a front elevational view thereof;

FIG. 4 is a top plan view thereof;

FIG. 5 is a bottom plan view thereof;

FIG. 6 is a left side elevational view thereof; and,

FIG. 7 is a right side elevational view thereof.

The broken lines are for illustrative purposes only and form no part of the claimed design.

1 Claim, 3 Drawing Sheets

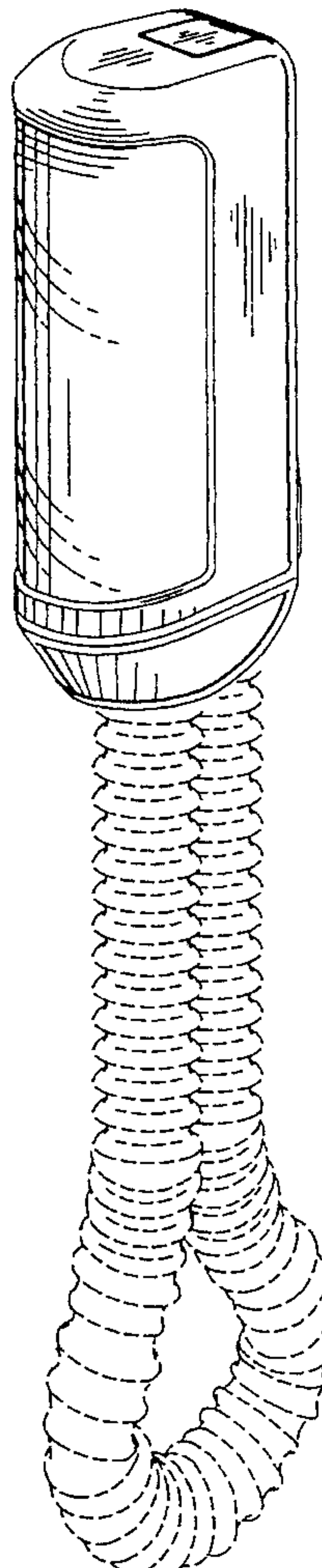


FIG. 1

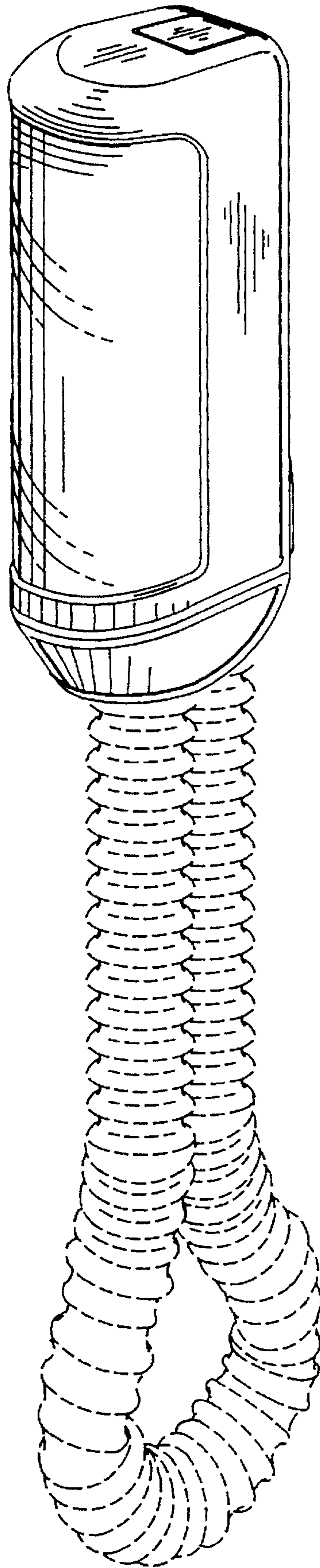


FIG. 2




FIG. 3




FIG. 4

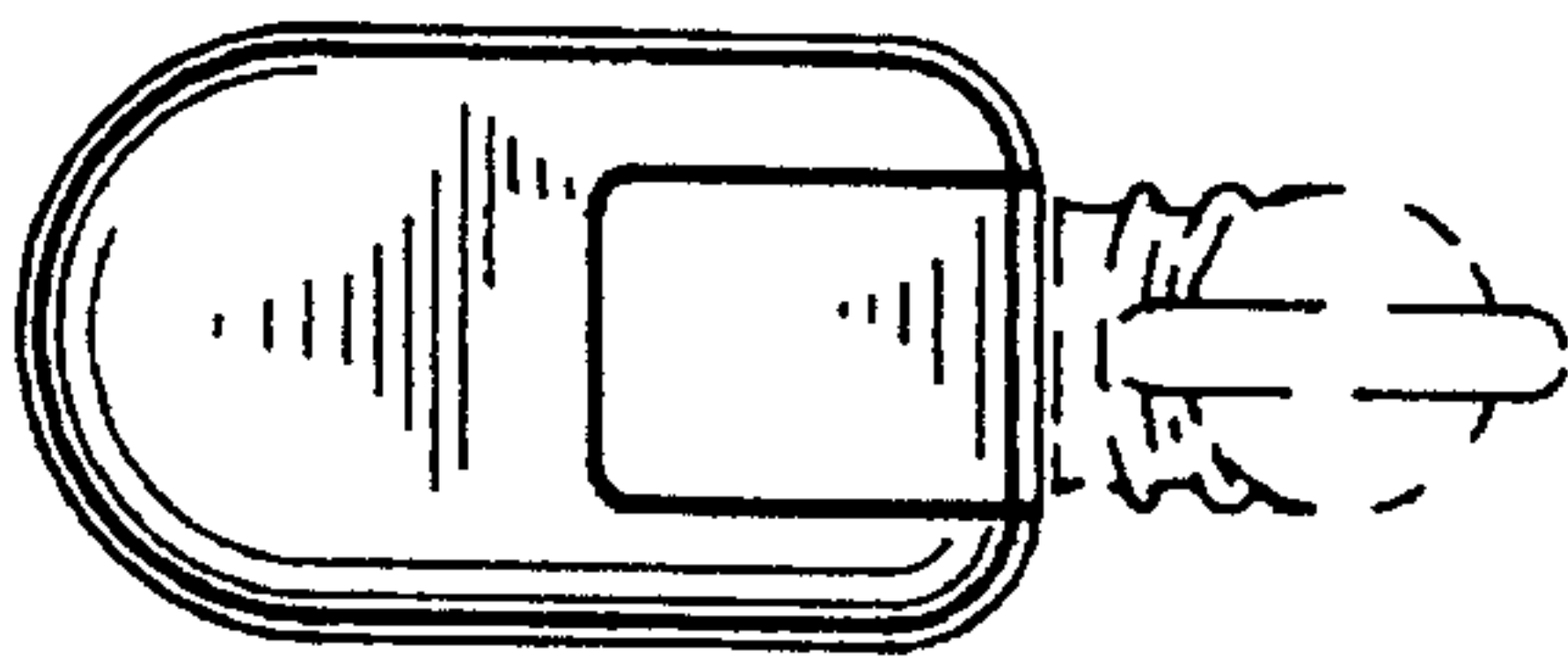


FIG. 5

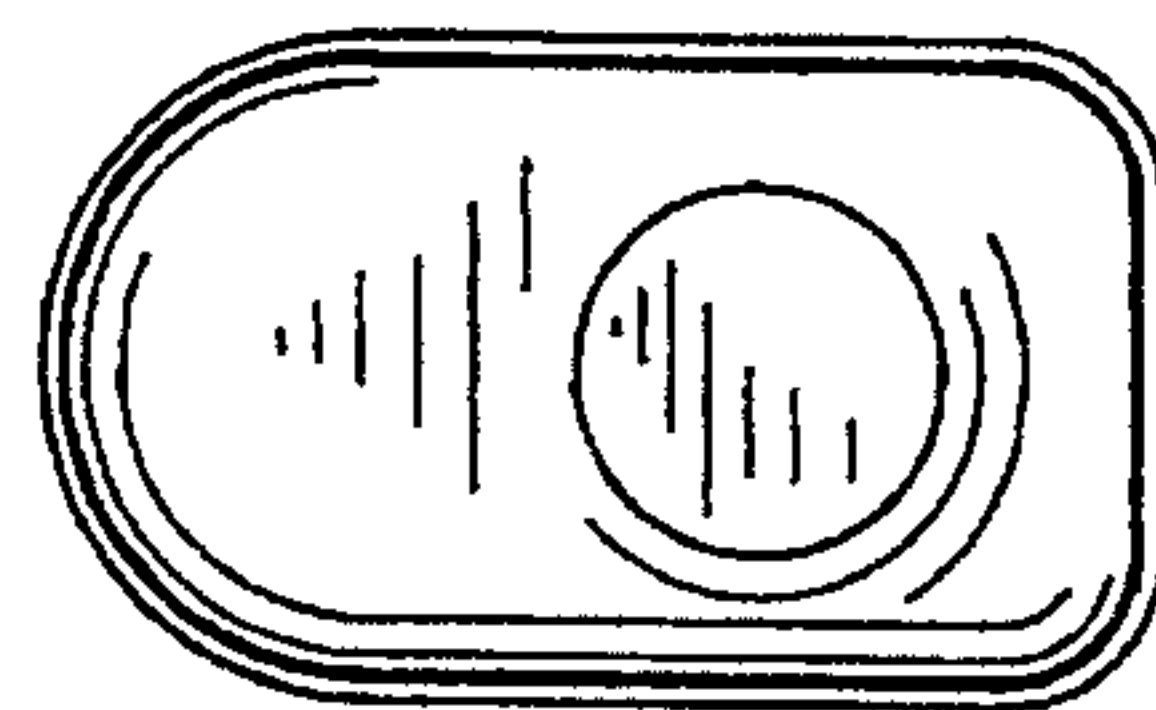


FIG. 6

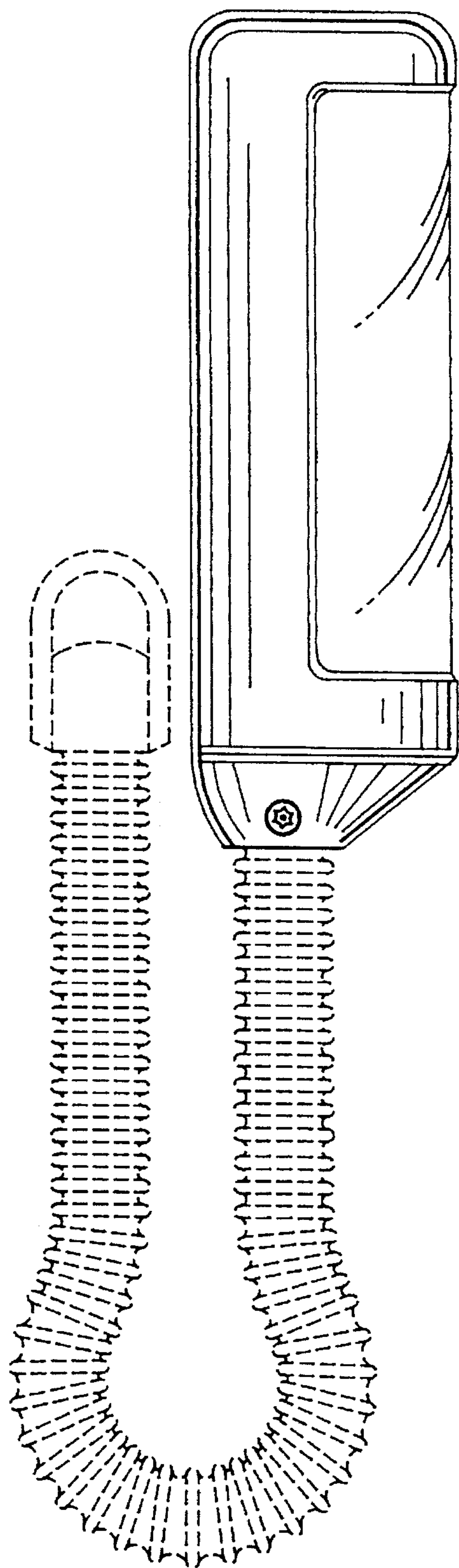


FIG. 7

