



US00D373165S

United States Patent [19]

Edauw et al.

[11] Patent Number: **Des. 373,165**

[45] Date of Patent: ****Aug. 27, 1996**

[54] **ROLLER SKATE**

[75] Inventors: **Peter Edauw**, Camalo' di Povegliano;
Francesco Caeran, Montebelluna, both
of Italy

[73] Assignees: **Nordica S.p.A.**, Italy; **Rollerblade, Inc.**, Minnetonka, Minn.

[**] Term: **14 Years**

[21] Appl. No.: **44,459**

[22] Filed: **Sep. 25, 1995**

[30] **Foreign Application Priority Data**

Mar. 28, 1995 [XH] Hague Agreement DM/032 625

[52] U.S. Cl. **D21/226**

[58] Field of Search D21/224-227;
280/11.2, 11.19, 11.22, 11.27

[56] **References Cited**

U.S. PATENT DOCUMENTS

D. 324,713 3/1992 Rubin D21/226

D. 341,863	11/1993	Cavasin	D21/226
5,028,058	7/1991	Olsen	280/11.22
5,171,033	12/1992	Olsen et al.	280/11.22
5,340,132	8/1994	Malewicz	280/11.22
5,439,238	8/1995	Neal	280/11.22
5,470,085	11/1995	Melbock et al.	280/11.22

Primary Examiner—Raphael Barkai
Attorney, Agent, or Firm—Welsh & Katz, Ltd.

[57] **CLAIM**

The ornamental design for the roller skate, as shown and described.

DESCRIPTION

FIG. 1 is a perspective view, taken from above, of a roller skate showing our new design;
FIG. 2 is a front view thereof;
FIG. 3 is a rear view thereof;
FIG. 4 is a right side view thereof;
FIG. 5 is a left side view thereof; and,
FIG. 6 is a bottom view thereof.

1 Claim, 3 Drawing Sheets



FIG. 2




FIG. 1






FIG. 3




FIG. 4



FIG. 5



FIG. 6

