



US00D373156S

United States Patent [19]
Kirby

[11] **Patent Number: Des. 373,156**

[45] **Date of Patent: **Aug. 27, 1996**

[54] **MODEL SAILBOAT**

[75] Inventor: **Bruce R. W. Kirby**, Rowayton, Conn.

[73] Assignee: **Bruce Kirby, Inc.**, Rowayton, Conn.

[**] Term: **14 Years**

[21] Appl. No.: **18,306**

[22] Filed: **Feb. 3, 1994**

[52] U.S. Cl. **D21/130**

[58] Field of Search **D21/130; D12/303;**
114/39.1; 446/153, 160, 163

[56] **References Cited**

U.S. PATENT DOCUMENTS

D. 175,424	8/1955	Lyman	D12/303
D. 284,681	7/1986	Sugihara	D21/130
3,054,372	9/1962	Jones, Jr.	114/39.1
4,230,060	10/1980	McCoy	114/39.1
4,416,639	11/1983	Gillmer	114/39.1
4,610,212	9/1986	Petrovich	114/39.1
5,069,648	12/1991	Ozeki	446/160
5,163,377	11/1992	Calderon et al.	114/39.1

OTHER PUBLICATIONS

International Laser Class Association, Handbook, No. 4,
May 1993, p. 27, Sailboat.
U.S. Copyright Registration No. 298,296, Registered Feb.
22, 1988, Sailboat.

Primary Examiner—Terry A. Wallace

Assistant Examiner—R. Barkai

Attorney, Agent, or Firm—St. Onge Steward Johnston &
Reens LLC

[57] **CLAIM**

The ornamental design for a model sailboat, as shown and
described.

DESCRIPTION

FIG. 1 is a perspective view of a model sailboat showing my
new design;

FIG. 2 is a side elevation view of the model sailboat of FIG.
1;

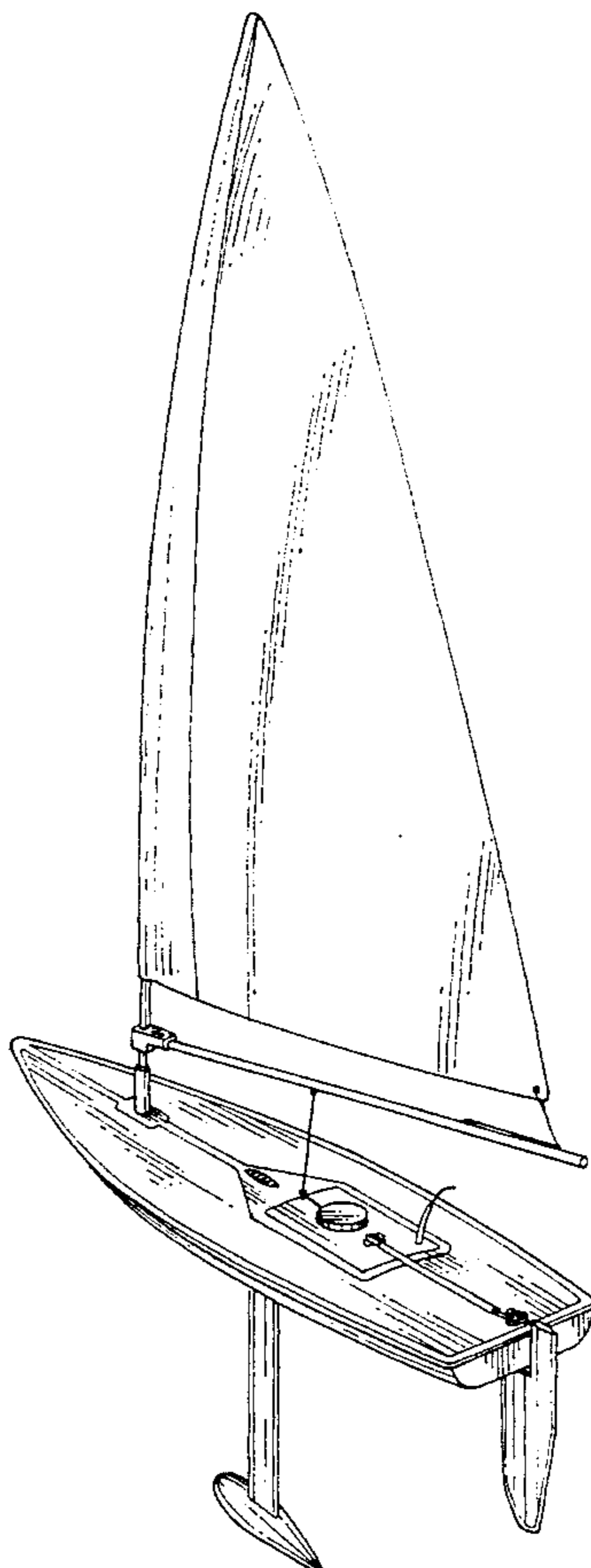
FIG. 3 is a front elevation view of the model sailboat of FIG.
1;

FIG. 4 is a rear elevation view of the model sailboat of FIG.
1;

FIG. 5 is a bottom plan view of the model sailboat of FIG.
1; and,

FIG. 6 is a top plan view of the model sailboat of FIG. 1.

1 Claim, 4 Drawing Sheets



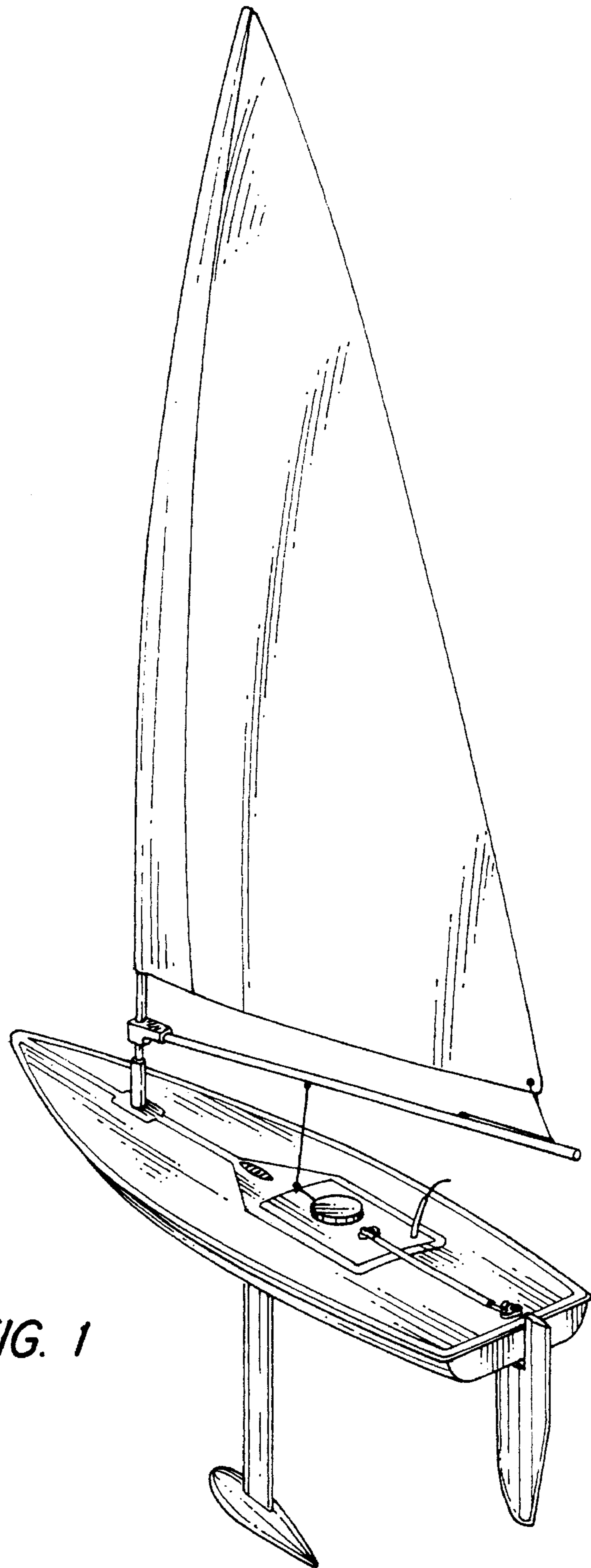


FIG. 1

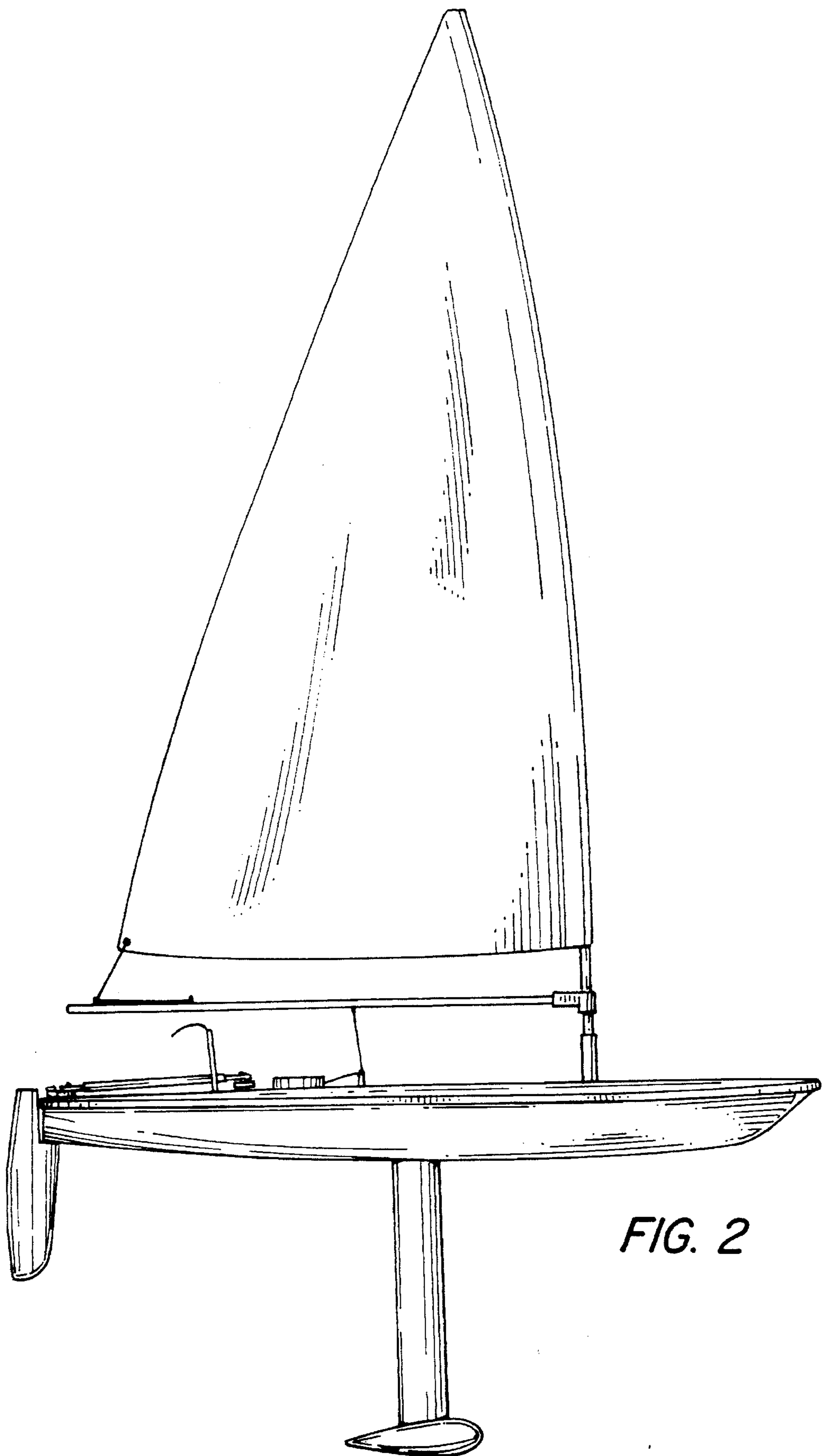


FIG. 2

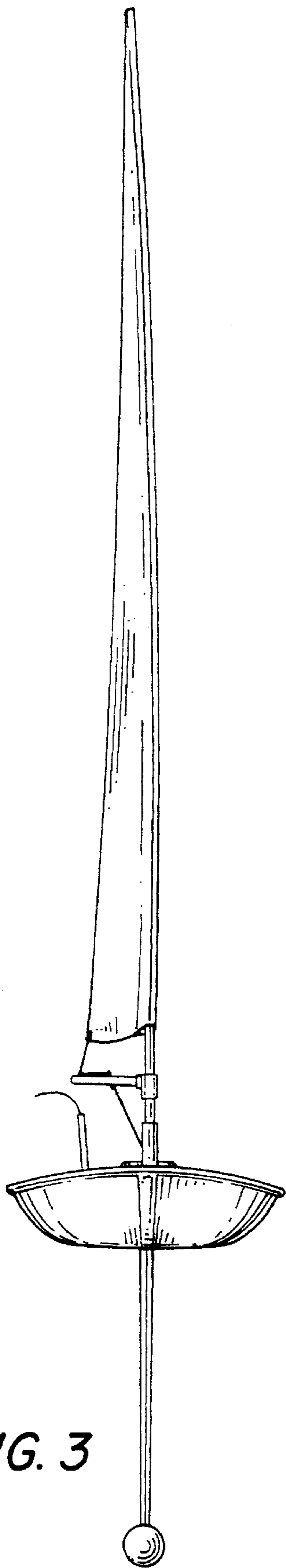


FIG. 3

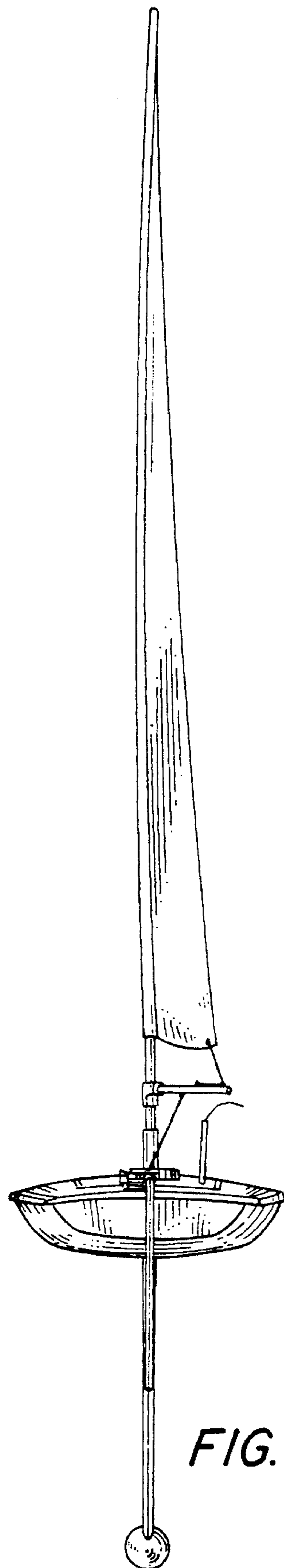


FIG. 4

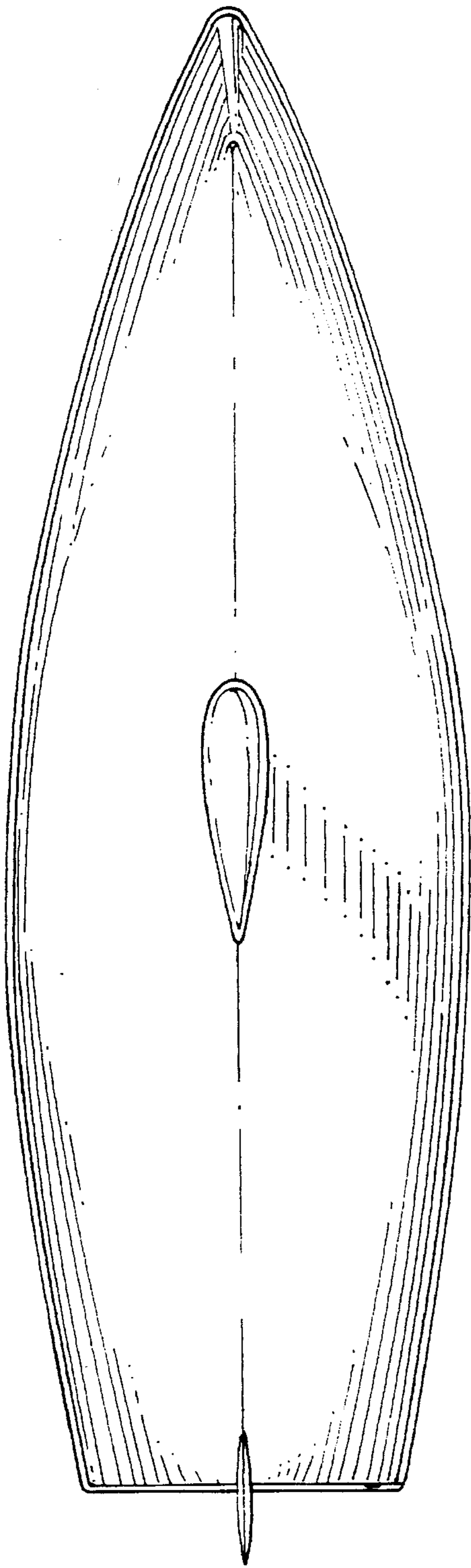


FIG. 5

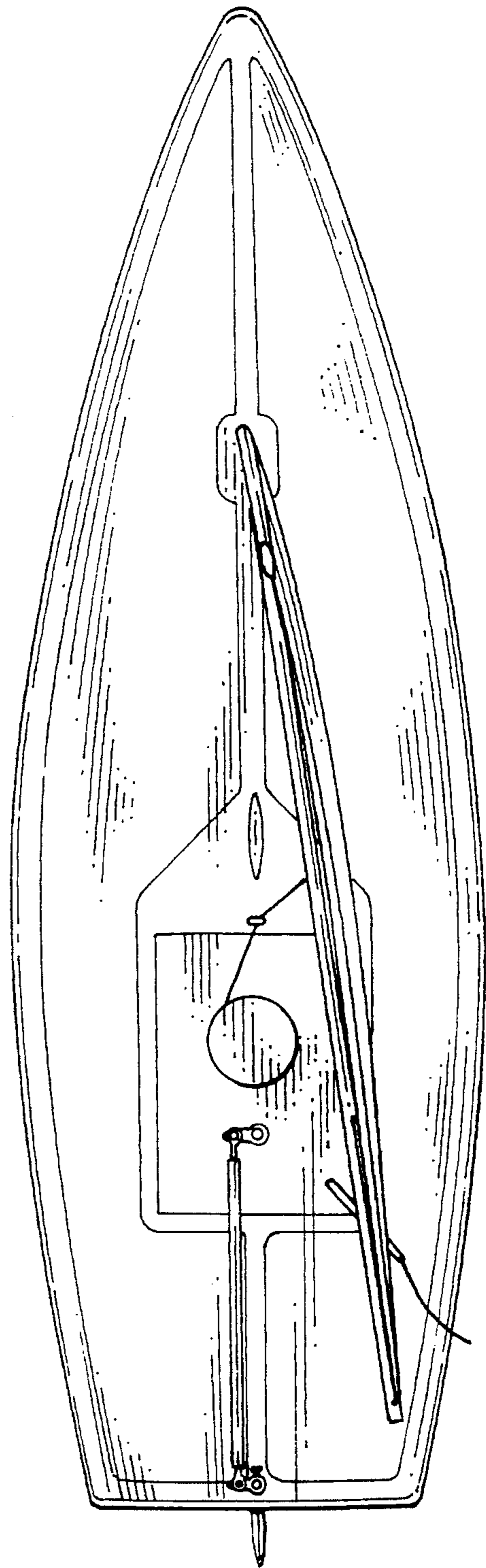


FIG. 6