



US00D373146S

United States Patent [19]
Ödmark

[11] **Patent Number: Des. 373,146**

[45] **Date of Patent: **Aug. 27, 1996**

[54] **PRICE DISPLAY HOLDER FOR STORE SHELVES**

[75] Inventor: **Ola Ödmark**, Uppsala, Sweden

[73] Assignee: **Pricer Norden AB**, Sweden

[**] Term: **14 Years**

[21] Appl. No.: **33,079**

[22] Filed: **Jan. 4, 1995**

D. 208,085	7/1967	Slavsky .	
D. 229,167	11/1973	Korte et al. .	
D. 269,979	8/1983	Pakula .	
D. 292,994	12/1987	Lindberg .	
D. 306,320	2/1990	Stonbely	D20/10
D. 348,287	6/1994	Odmark	D20/43
D. 358,177	5/1995	Imai et al.	D20/42
3,086,080	4/1963	Ternouth .	
4,375,730	3/1983	Sanders et al. .	
4,577,428	3/1986	Trame .	
4,858,357	8/1989	Thorn	40/584

Related U.S. Application Data

[62] Division of Ser. No. 16,169, Dec. 9, 1993.

Foreign Application Priority Data

Jun. 10, 1993	[SE]	Sweden	93-1369
Dec. 7, 1993	[SE]	Sweden	93-2736

[52] **U.S. Cl.** **D20/43**

[58] **Field of Search** D20/10, 39, 40,
D20/42, 43, 44; 40/1, 124, 124.1, 124.2,
584, 540, 541, 542, 5, 624, 618, 619, 630,
642

References Cited

U.S. PATENT DOCUMENTS

D. 202,759 11/1965 Fisher .

Primary Examiner—Marcus A. Jackson
Attorney, Agent, or Firm—Young & Thompson

CLAIM

The ornamental design for a price display holder for store shelves, as shown and described.

DESCRIPTION

FIG. 1 is a front elevational view of a price display holder for store shelves showing my new design;
FIG. 2 is a rear view of FIG. 1;
FIG. 3 is a top view of FIG. 1;
FIG. 4 is a bottom view of FIG. 1;
FIG. 5 is a right side view of FIG. 1; and,
FIG. 6 is a left side view of FIG. 1.

1 Claim, 1 Drawing Sheet

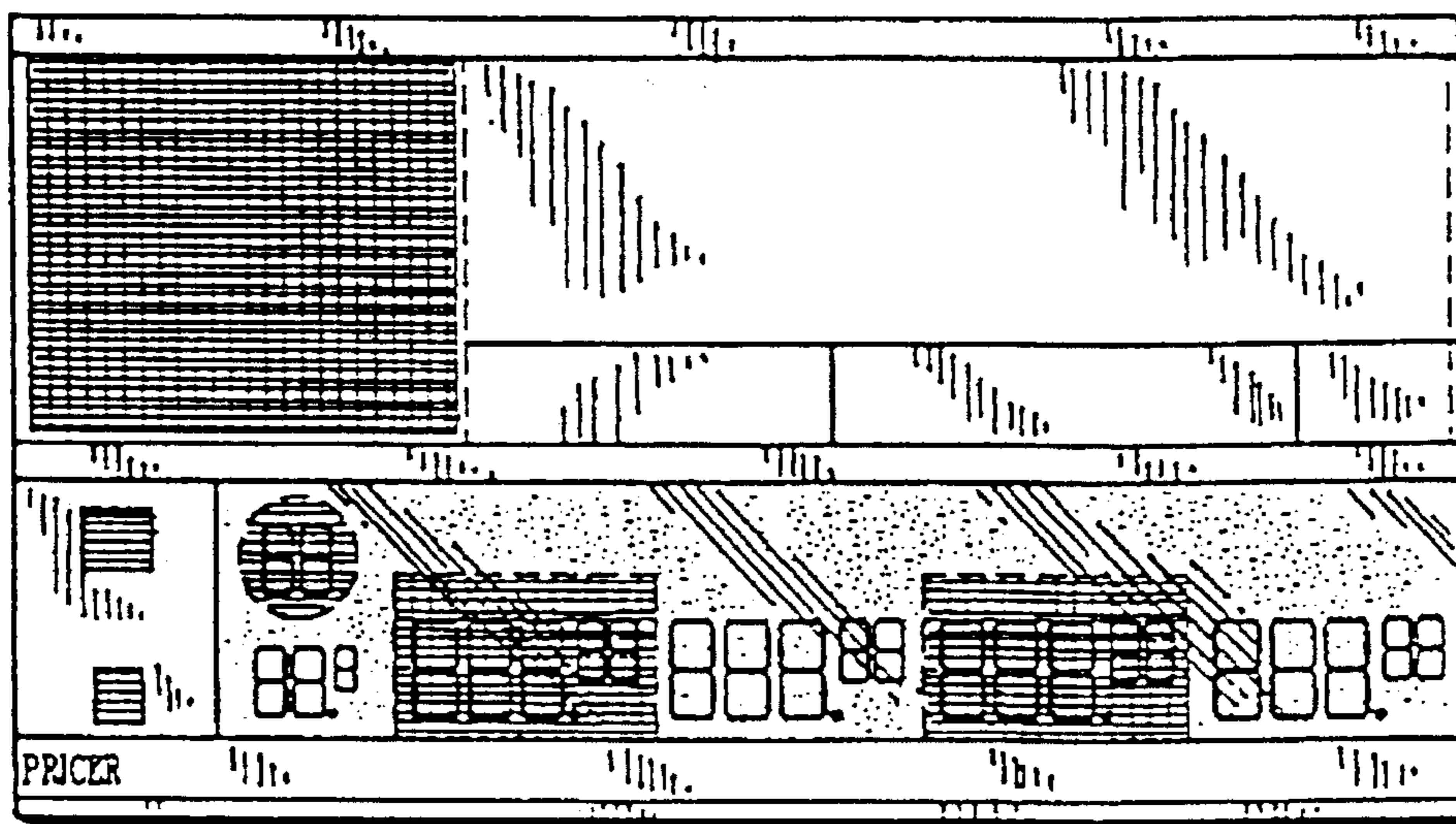




FIG. 3



FIG. 6

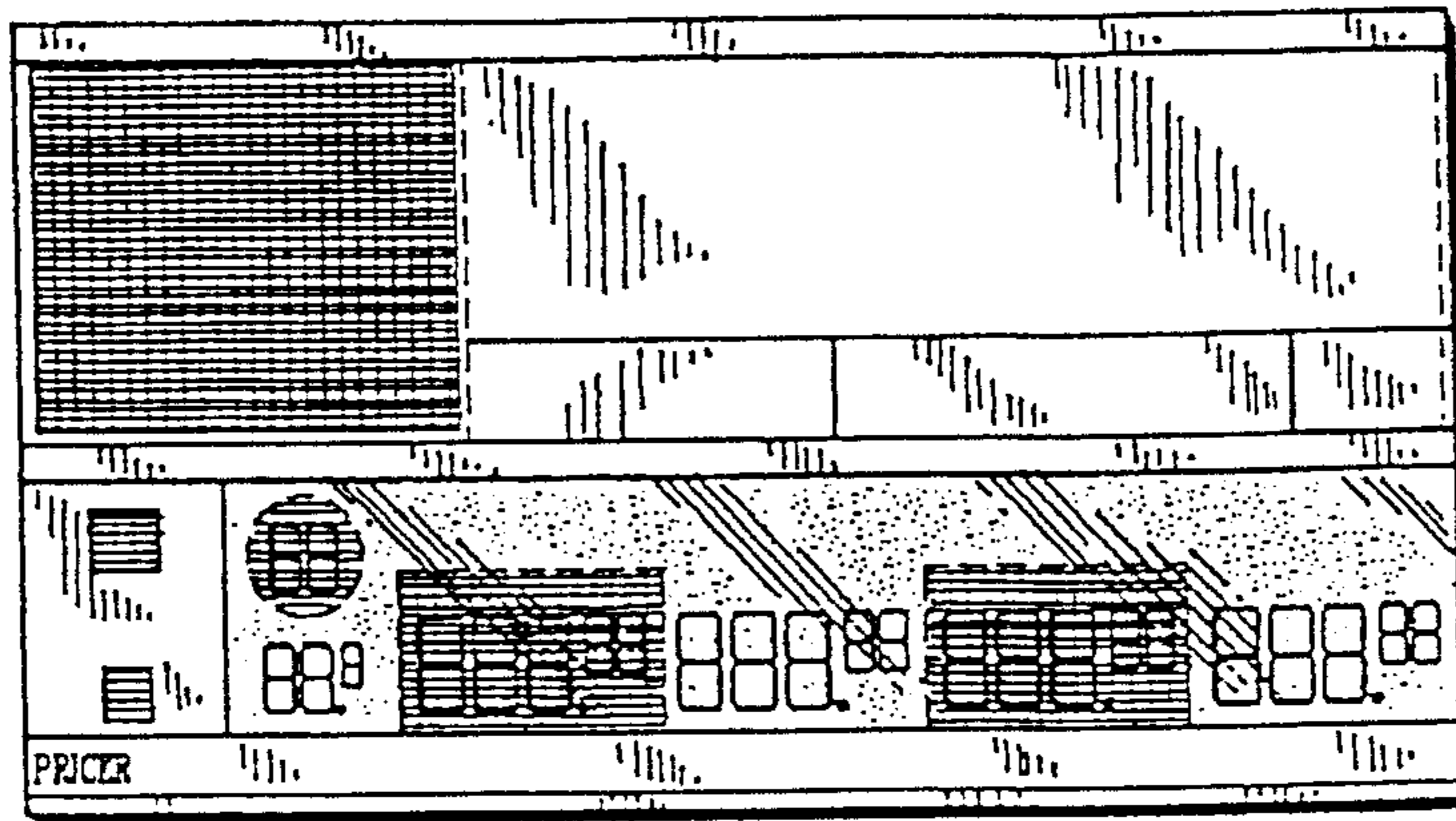


FIG. 1



FIG. 5



FIG. 4

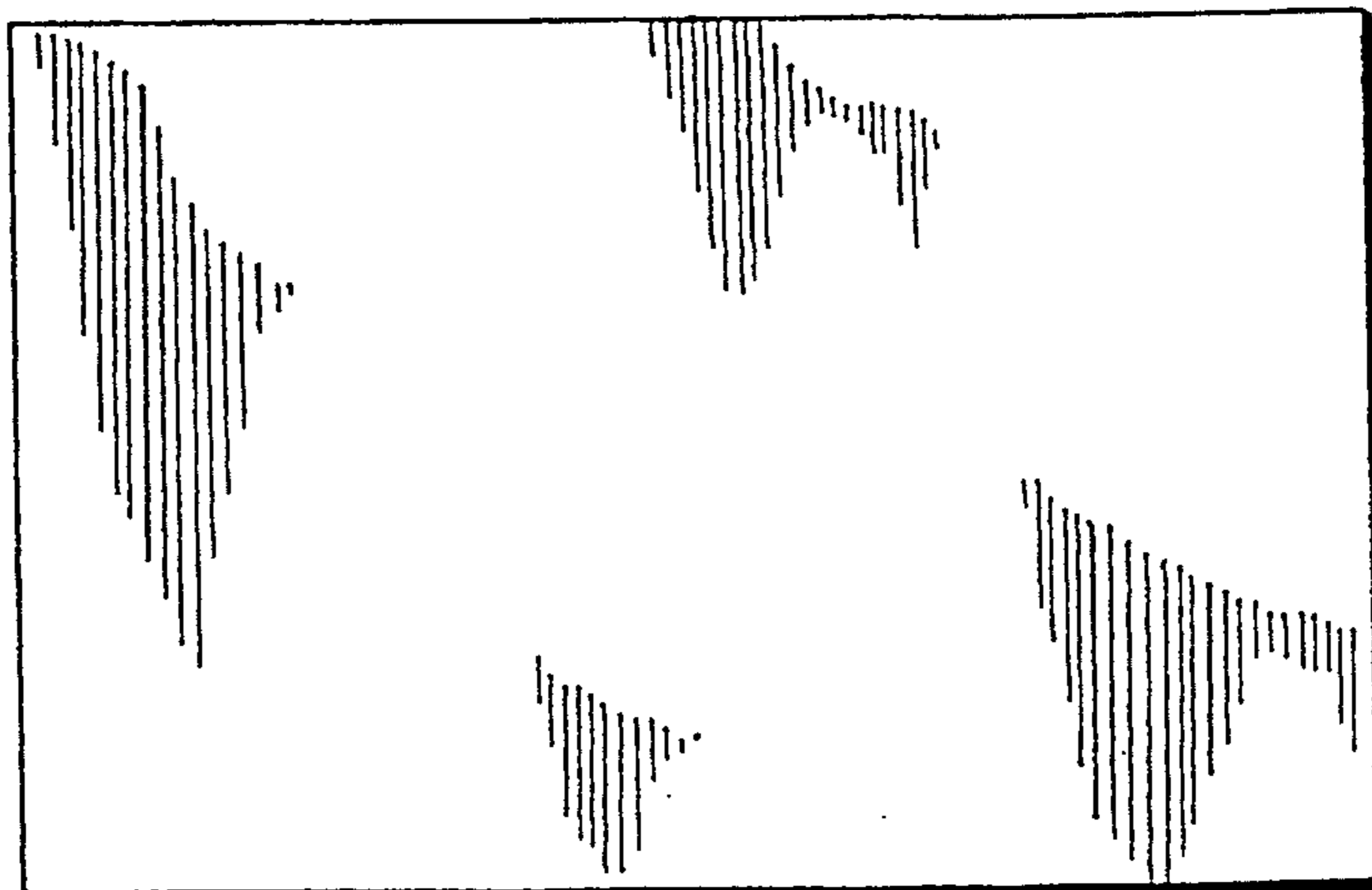


FIG. 2