



US00D373134S

United States Patent [19]

[11] Patent Number: **Des. 373,134**

Bertram et al.

[45] Date of Patent: ****Aug. 27, 1996**

[54] **MUSICAL KEYBOARD**

[75] Inventors: **Randal L. Bertram**, Raleigh; **John D. Swansey**, Durham, both of N.C.

[73] Assignee: **International Business Machines Corporation**, Armonk, N.Y.

[**] Term: **14 Years**

[21] Appl. No.: **31,743**

[22] Filed: **Dec. 5, 1994**

[52] U.S. Cl. **D17/1; D14/115**

[58] **Field of Search** D14/100, 106, D14/115; D17/2, 6, 7; 84/483.2, 423 B, 642, 644, 670, 425, 470 R, 423 R, 715, 170, 404, DIG. 22; 341/22, 23; 984/61, 338, 345, DIG. 1

[56] **References Cited**

U.S. PATENT DOCUMENTS

D. 344,971	3/1994	Roose	D17/2
D. 345,967	4/1994	Kroner	D17/2 X
D. 354,053	1/1995	Kao	D14/115
D. 358,808	5/1995	Murdoch et al.	D14/106
4,352,313	10/1982	Ny	84/425

4,655,117	4/1987	Roose	84/423 B
4,704,940	11/1987	Cummings	84/425
5,088,378	2/1992	DaLaTorre	84/470 R
5,392,682	2/1995	McCartney-Hoy	84/470 R

OTHER PUBLICATIONS

Customizable Keys Using Add-On "Plugs", IBM Technical Disclosure Bulletin, vol. 33, No. 1B, Jun., 1990.

Primary Examiner—Freda Nunn

Attorney, Agent, or Firm—Anthony N. Magistrale; Calfee, Halter & Griswold

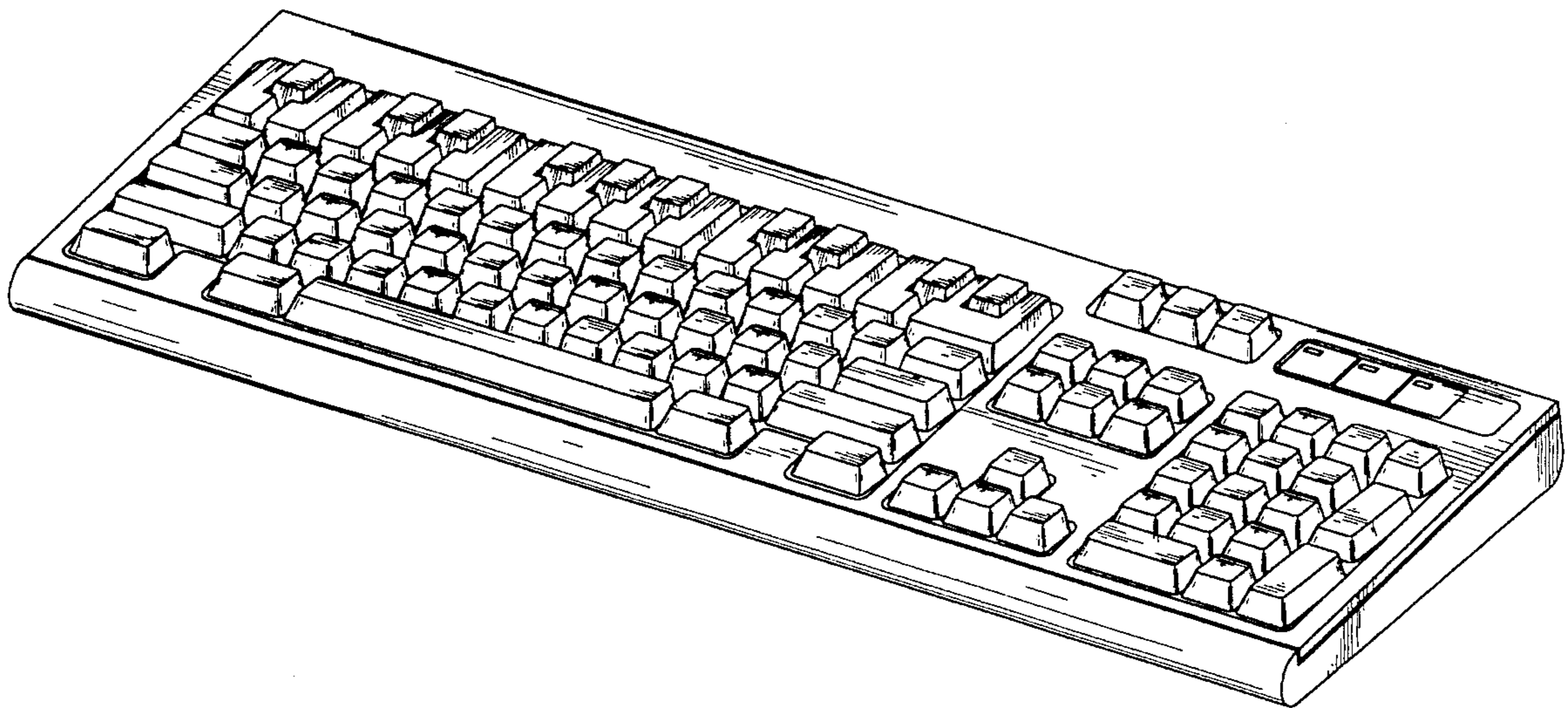
[57] **CLAIM**

The ornamental design for a musical keyboard, as shown.

DESCRIPTION

FIG. 1 is a top, front, right perspective view of a musical keyboard showing my new design; FIG. 2 is a top plan view thereof; FIG. 3 is a front elevational view thereof; FIG. 4 is a bottom plan view thereof; FIG. 5 is a rear elevational view thereof; FIG. 6 is a left elevational view thereof; and, FIG. 7 is a right elevational view thereof.

1 Claim, 4 Drawing Sheets



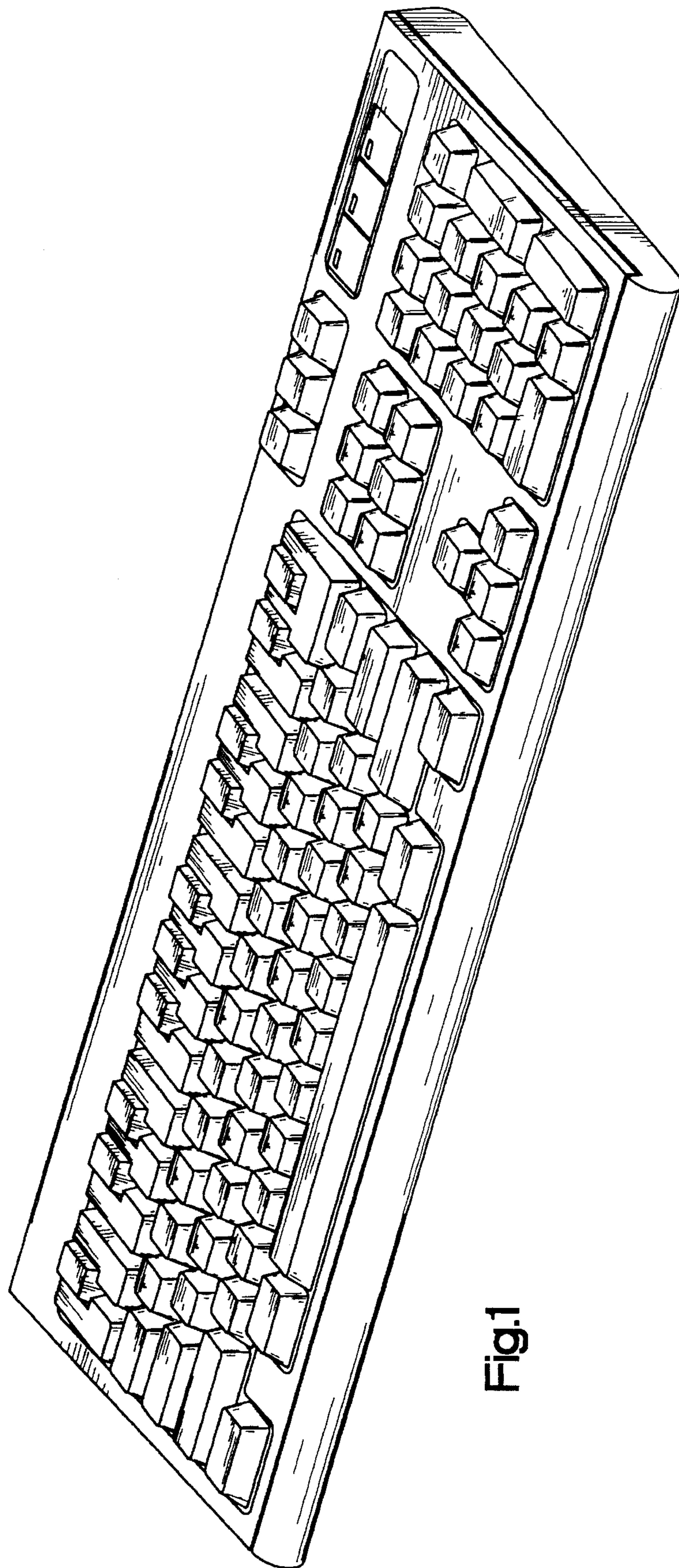


Fig.1

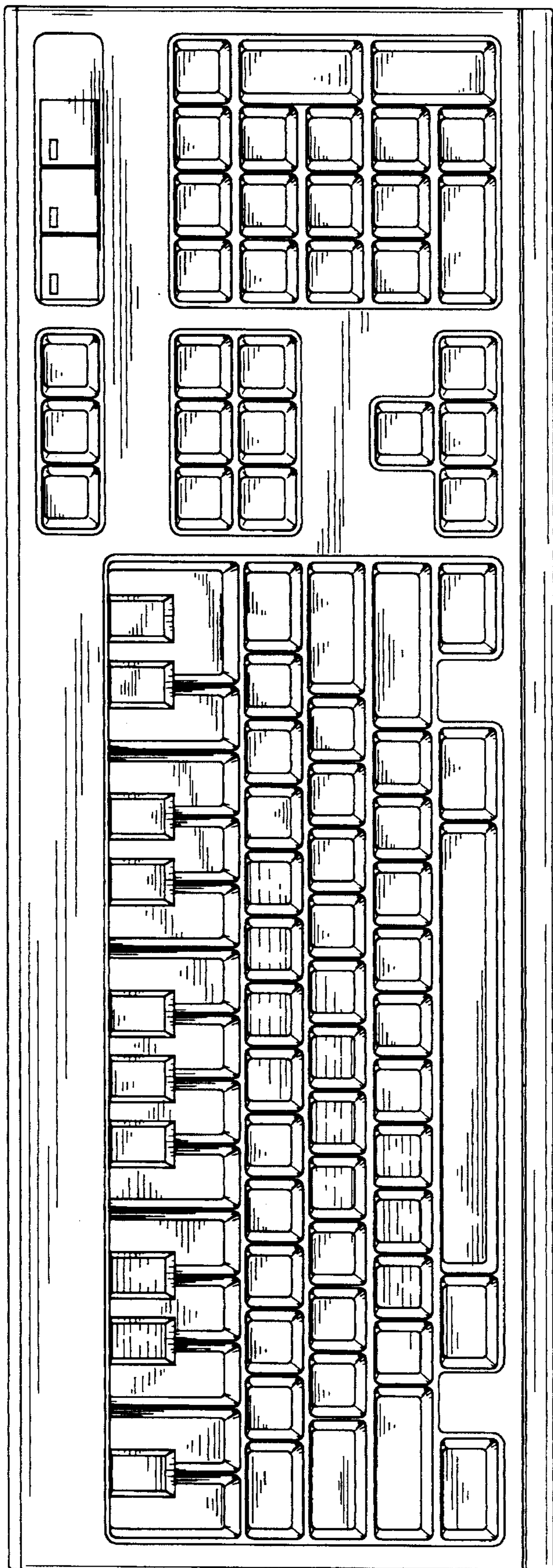


Fig.2

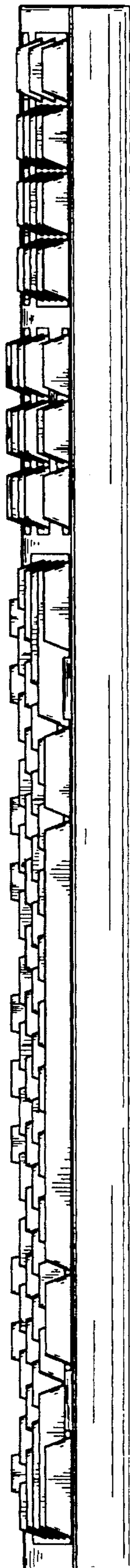


Fig.3




Fig.4

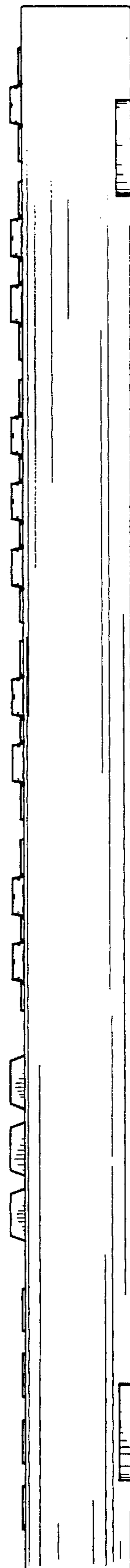


Fig.5

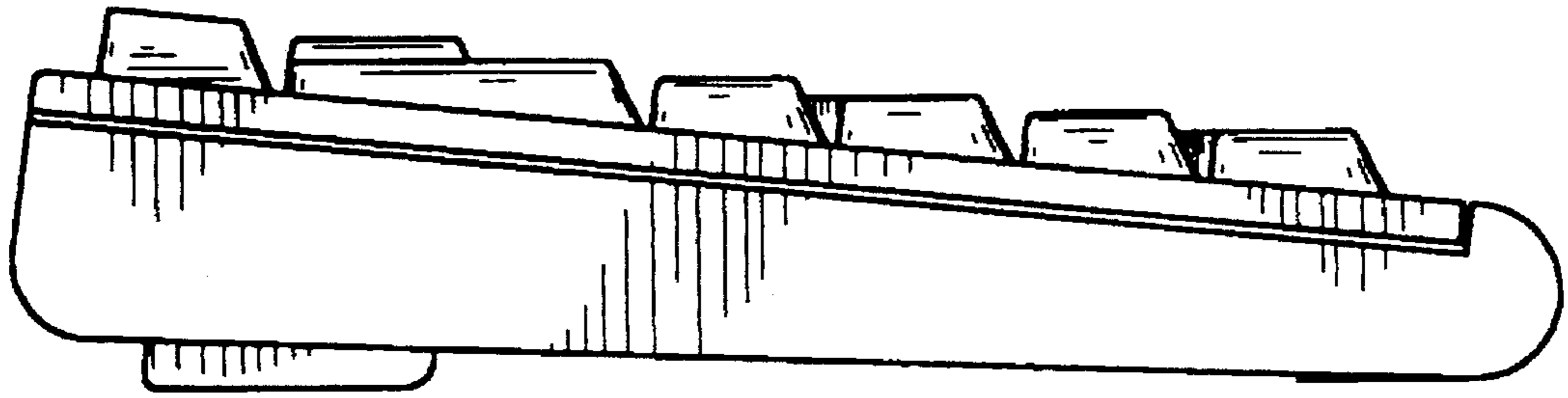


Fig.6

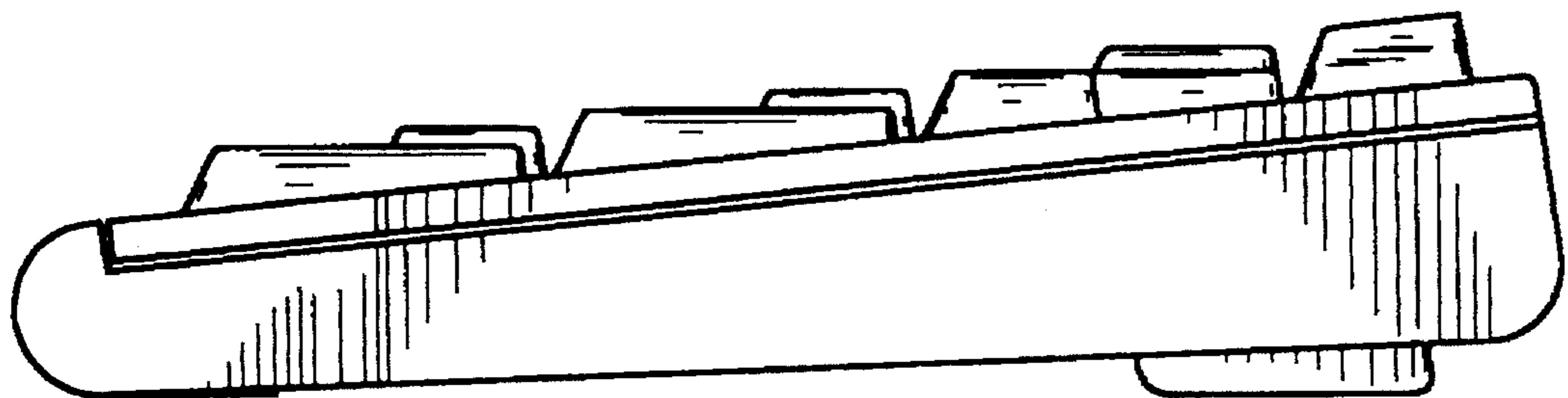


Fig.7