



US00D373099S

United States Patent [19]

Molzon et al.

[11] Patent Number: **Des. 373,099**

[45] Date of Patent: ***** Aug. 27, 1996**

[54] **GOLF CAR**

[75] Inventors: **William R. Molzon**, Clarkston, Mich.;
James M. Criscuolo, Martinez, Ga.

[73] Assignee: **Textron Inc.**, Providence, R.I.

[*] Notice: The portion of the term of this patent subsequent to Apr. 5, 2008, has been disclaimed.

[**] Term: **14 Years**

[21] Appl. No.: **17,534**

[22] Filed: **Jan. 14, 1994**

Related U.S. Application Data

[63] Continuation-in-part of Ser. No. 886,444, May 20, 1992, Pat. No. Des. 345,717, and a continuation-in-part of Ser. No. 886,445, May 20, 1992, Pat. No. Des. 345,718.

[52] U.S. Cl. **D12/16**

[58] Field of Search D12/16; 296/186, 296/37.7; 280/DIG. 5

[56] References Cited

U.S. PATENT DOCUMENTS

D. 255,558	6/1980	Ekuan	D12/16
D. 320,580	10/1991	Kim	D12/16
D. 326,831	6/1992	Lanius et al.	D12/16
D. 345,717	4/1994	Molzon et al.	D12/16
D. 345,718	4/1994	Molzon et al.	D12/16

4,037,614	7/1977	Hines et al.	135/5 A
4,098,536	7/1978	Mills	296/78.1
4,334,692	6/1982	Lynch	280/79.1
4,533,012	8/1985	Hightower	180/210
4,533,013	8/1985	Hightower	180/210
4,650,238	3/1987	Healey	296/37.7
4,772,064	9/1988	Moore	296/102
4,773,695	9/1988	Jones et al.	296/77.1
5,094,500	3/1992	Maypole et al.	296/102

OTHER PUBLICATIONS

1990 E-Z-GO Textron Product Catalog, pp. 1,6,9,14,22,23, 24.

Primary Examiner—A. Hugo Word
Assistant Examiner—M. Brown
Attorney, Agent, or Firm—Perman & Green


[57] CLAIM

The ornamental design for a golf car, as shown and described.

DESCRIPTION

FIG. 1 is a perspective view of a golf car showing our new design;
FIG. 2 is a top plan view thereof;
FIG. 3 is a left side elevational view thereof;
FIG. 4 is a front elevational view thereof;
FIG. 5 is a rear elevational view thereof; and,
FIG. 6 is a right side elevational view thereof.

1 Claim, 5 Drawing Sheets



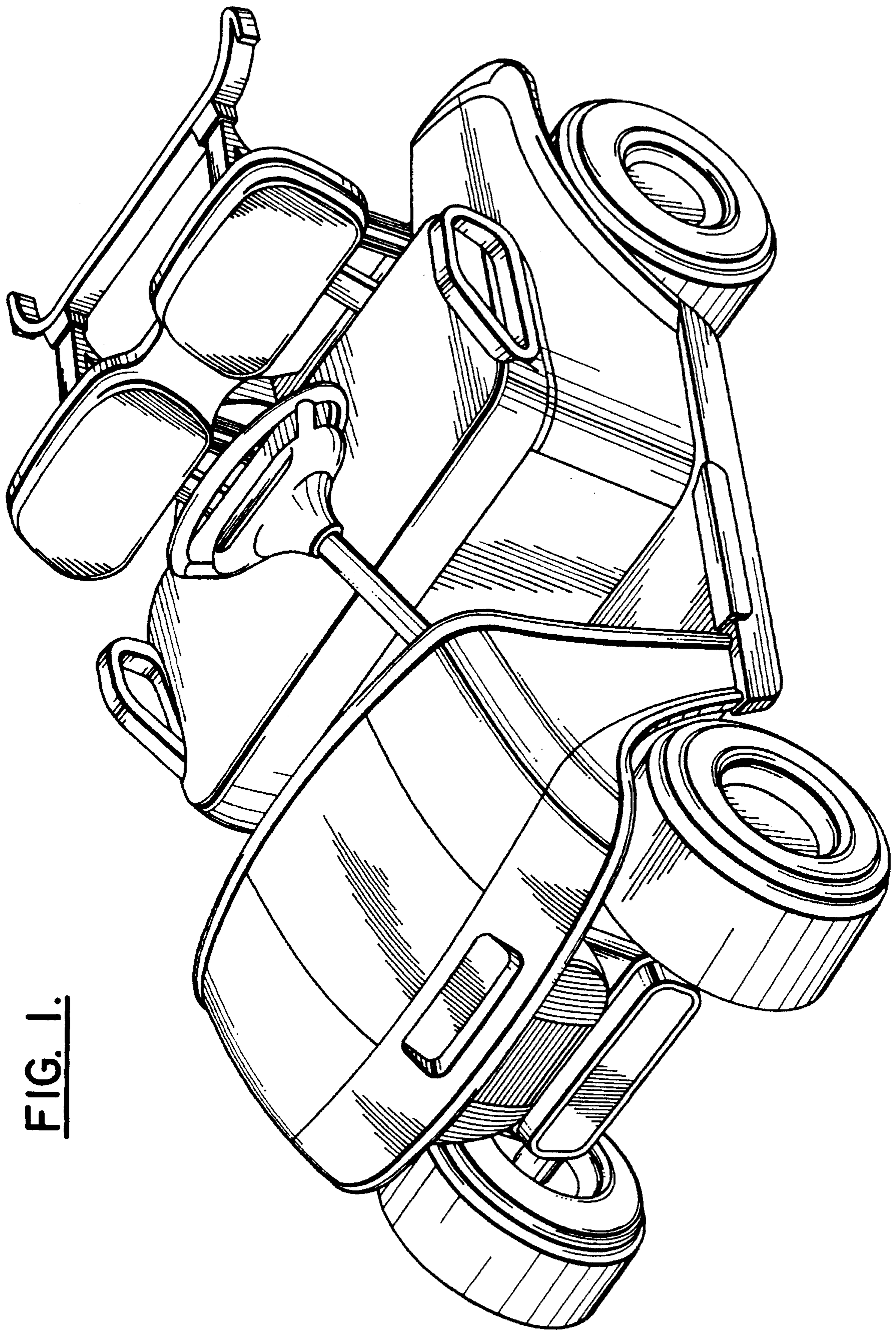


FIG. 1.

FIG. 2.

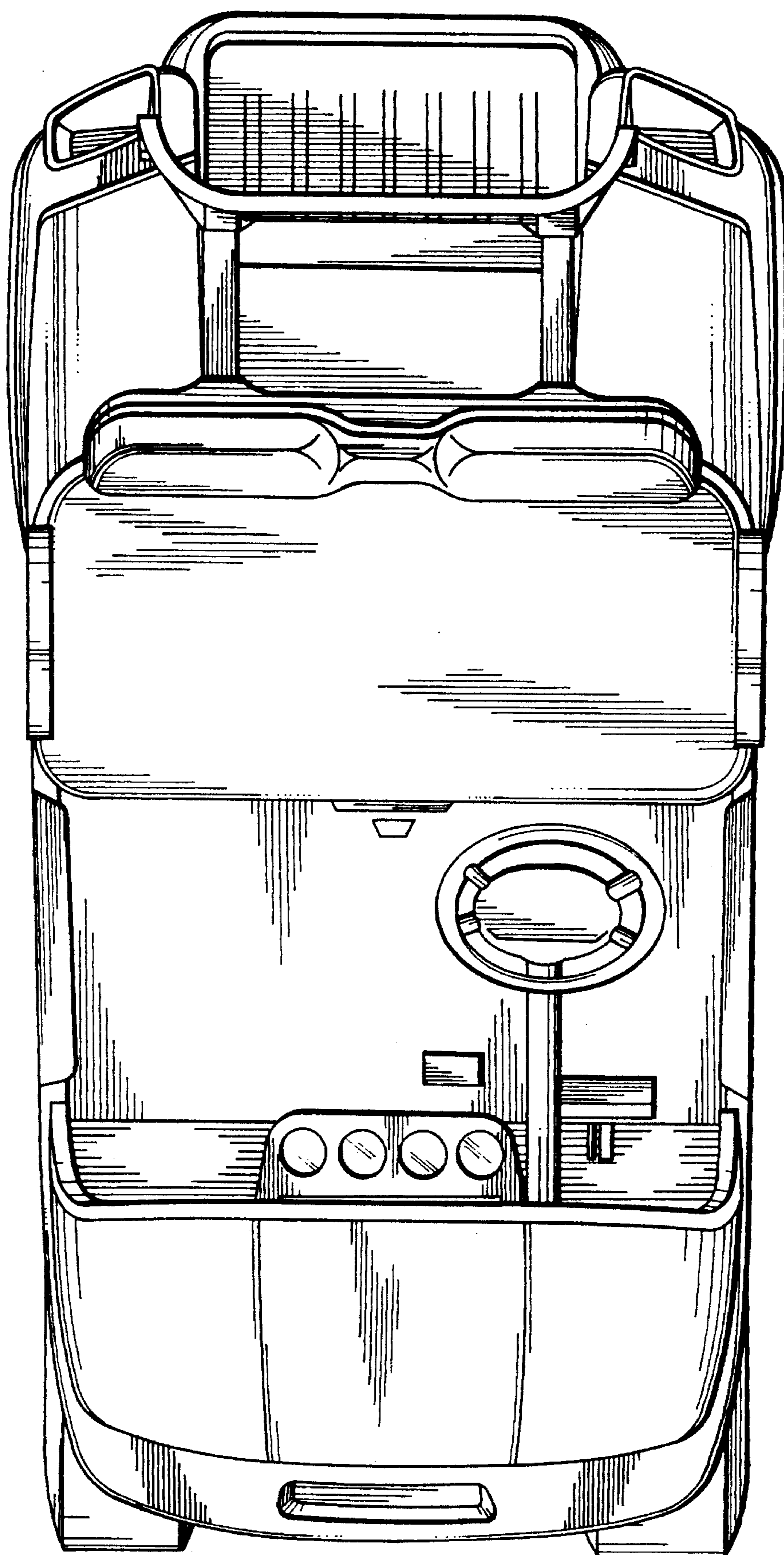


FIG. 3.

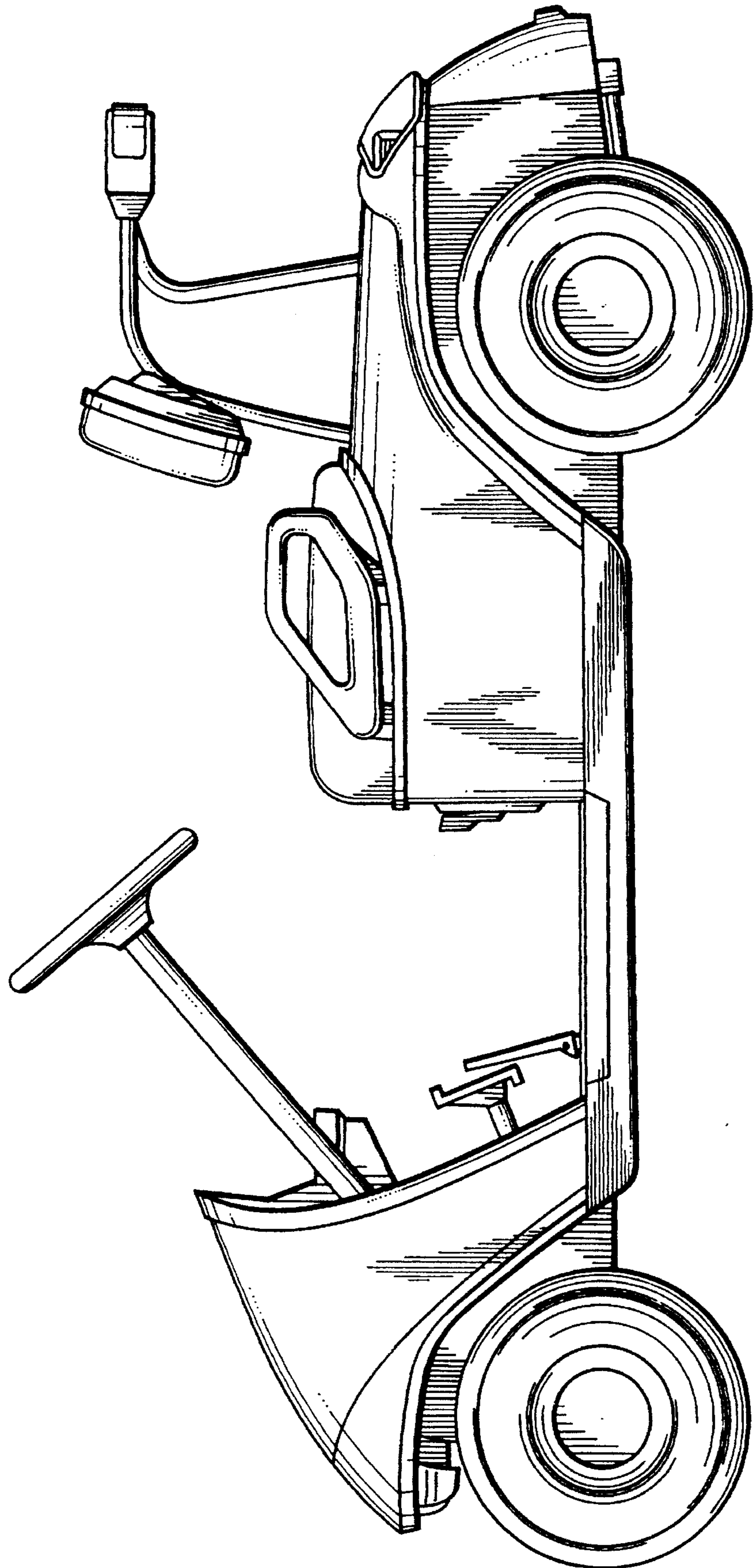


FIG. 4.


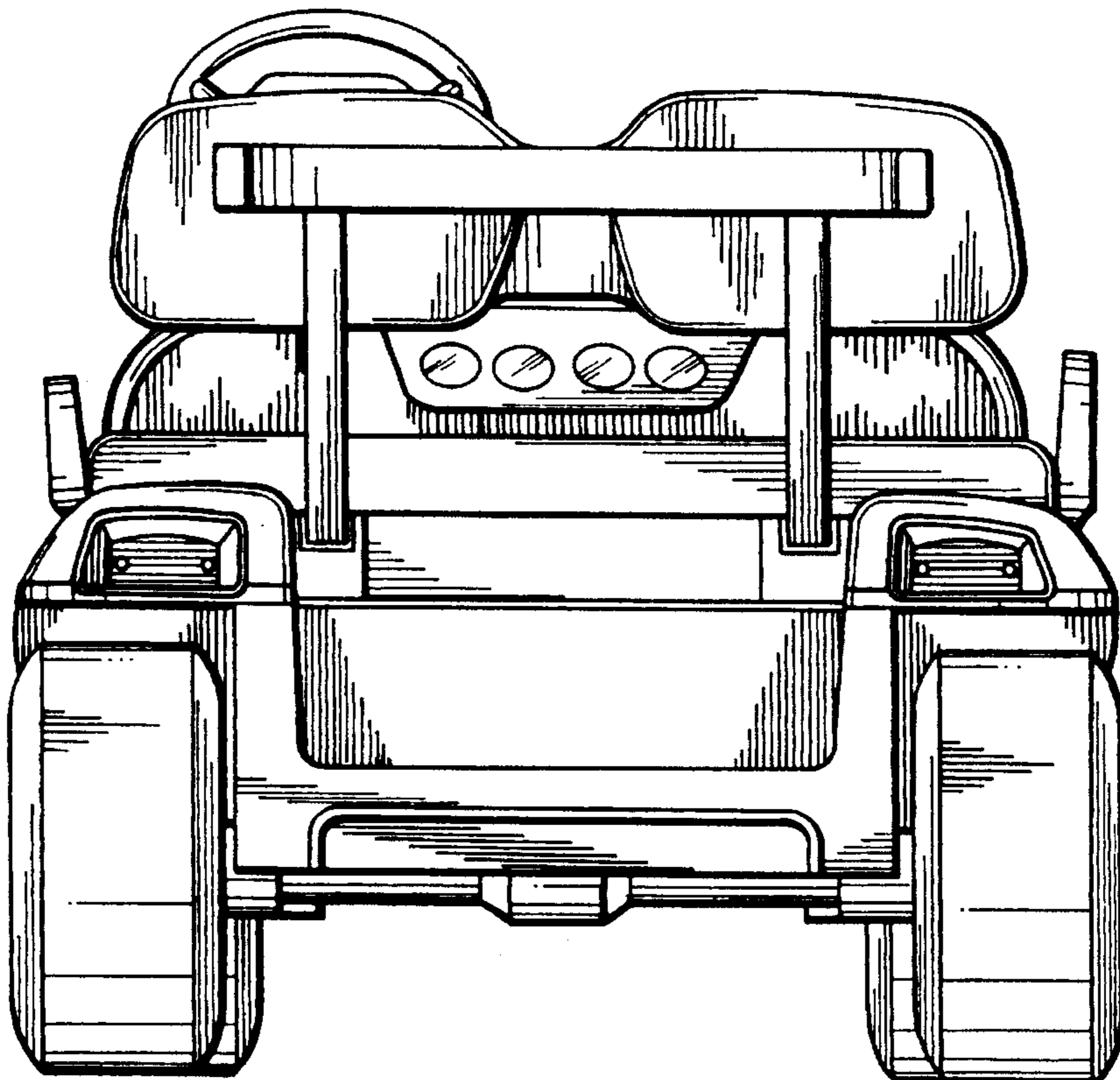


FIG. 5.



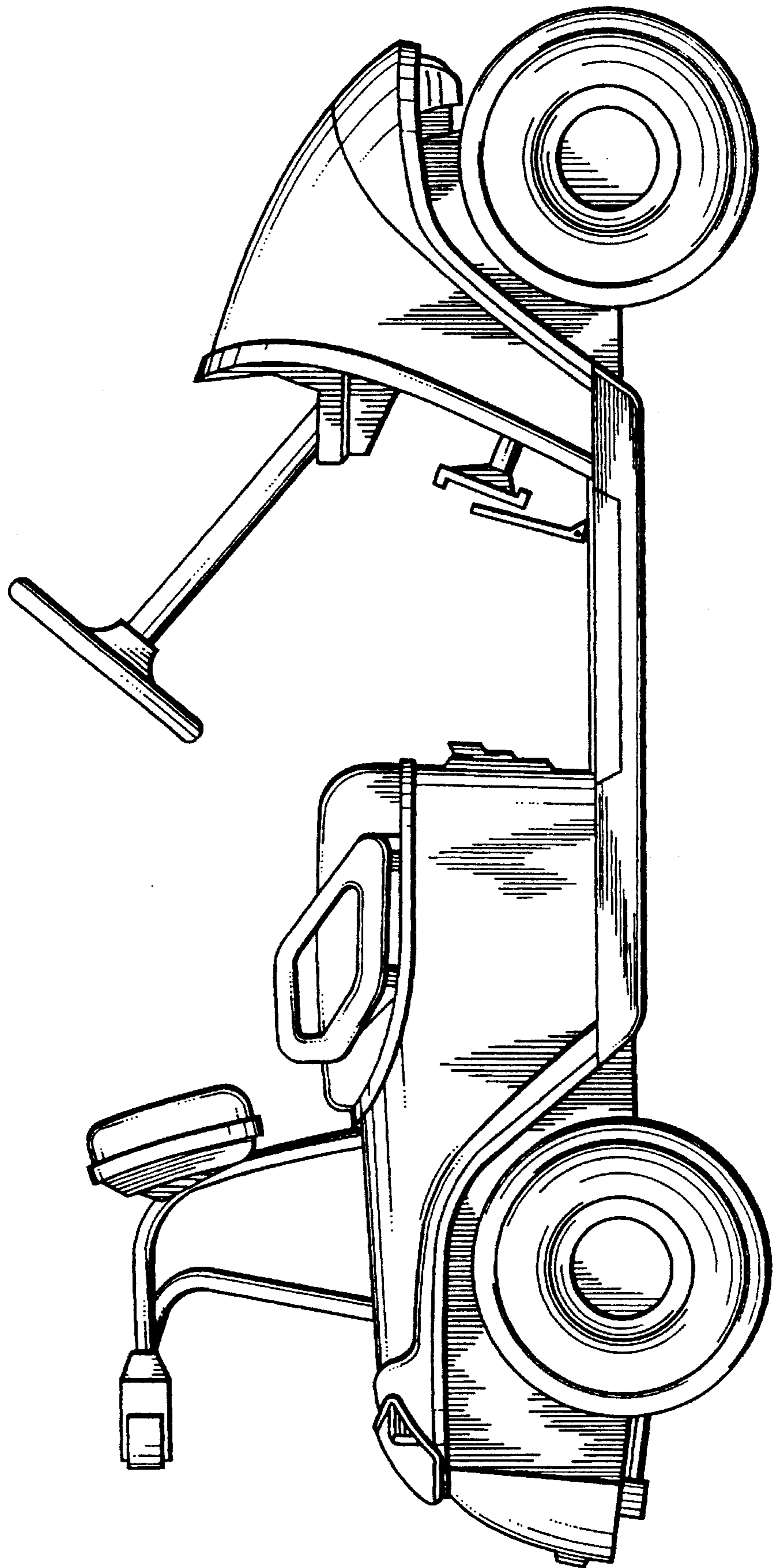


FIG. 6.