



US00D373067S

United States Patent [19]
De'Armond

[11] **Patent Number: Des. 373,067**
[45] **Date of Patent: **Aug. 27, 1996**

[54] **PULL**

[75] **Inventor: Robert De'Armond, Celina, Ohio**

[73] **Assignee: Newell Operating Company, Freeport, Ill.**

[**] **Term: 14 Years**

[21] **Appl. No.: 41,916**

[22] **Filed: Jul. 26, 1995**

[52] **U.S. Cl. D8/317**

[58] **Field of Search D8/300, 315-320, D8/307; 16/110 R, 124, 125**

[56] **References Cited**

U.S. PATENT DOCUMENTS

D. 184,362	2/1959	Loeb	D8/319
D. 191,500	10/1961	Caminker et al.	D8/318
D. 193,545	9/1962	Caminker et al.	D8/307
D. 197,212	12/1963	Clayton	D8/307
D. 343,107	1/1994	Fulton	D8/315

OTHER PUBLICATIONS

National Lock—Cabinet Hardware Cat.; p. 6; pull C6280-4L.

Primary Examiner—B. J. Bullock
Attorney, Agent, or Firm—Foley & Lardner

[57] **CLAIM**

The ornamental design for a pull, as shown and described.

DESCRIPTION

FIG. 1 is a perspective view of a pull showing my new design;

FIG. 2 is a right side view thereof;

FIG. 3 is a left side view thereof;

FIG. 4 is a front view thereof;

FIG. 5 is a top view thereof, the bottom being a mirror image; and,

FIG. 6 is a rear view thereof.

The fastener apertures depicted in broken lines in FIG. 6 are shown for illustrative purposes only and form no part of the claimed subject matter.

1 Claim, 1 Drawing Sheet

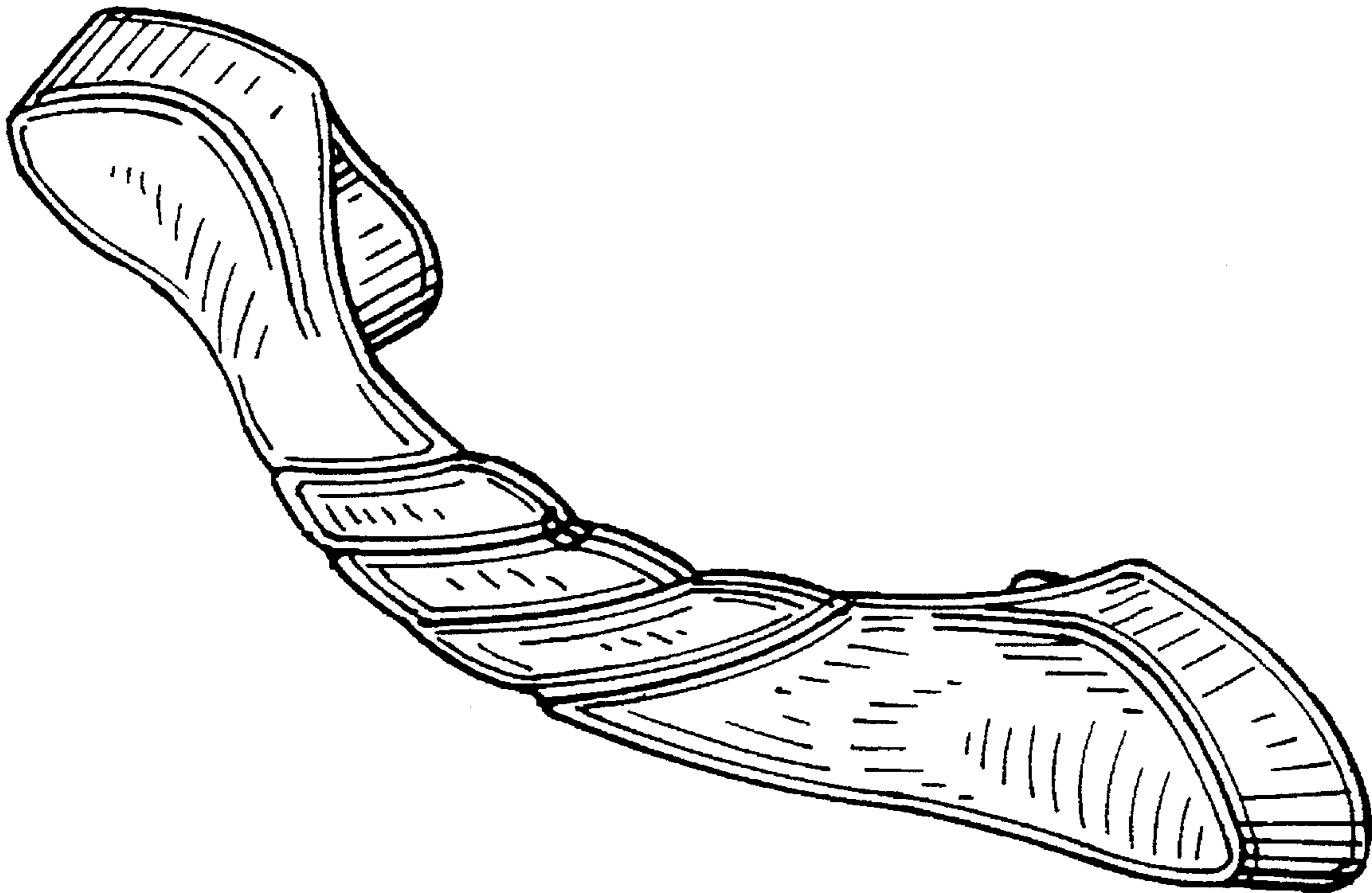


FIG. 1

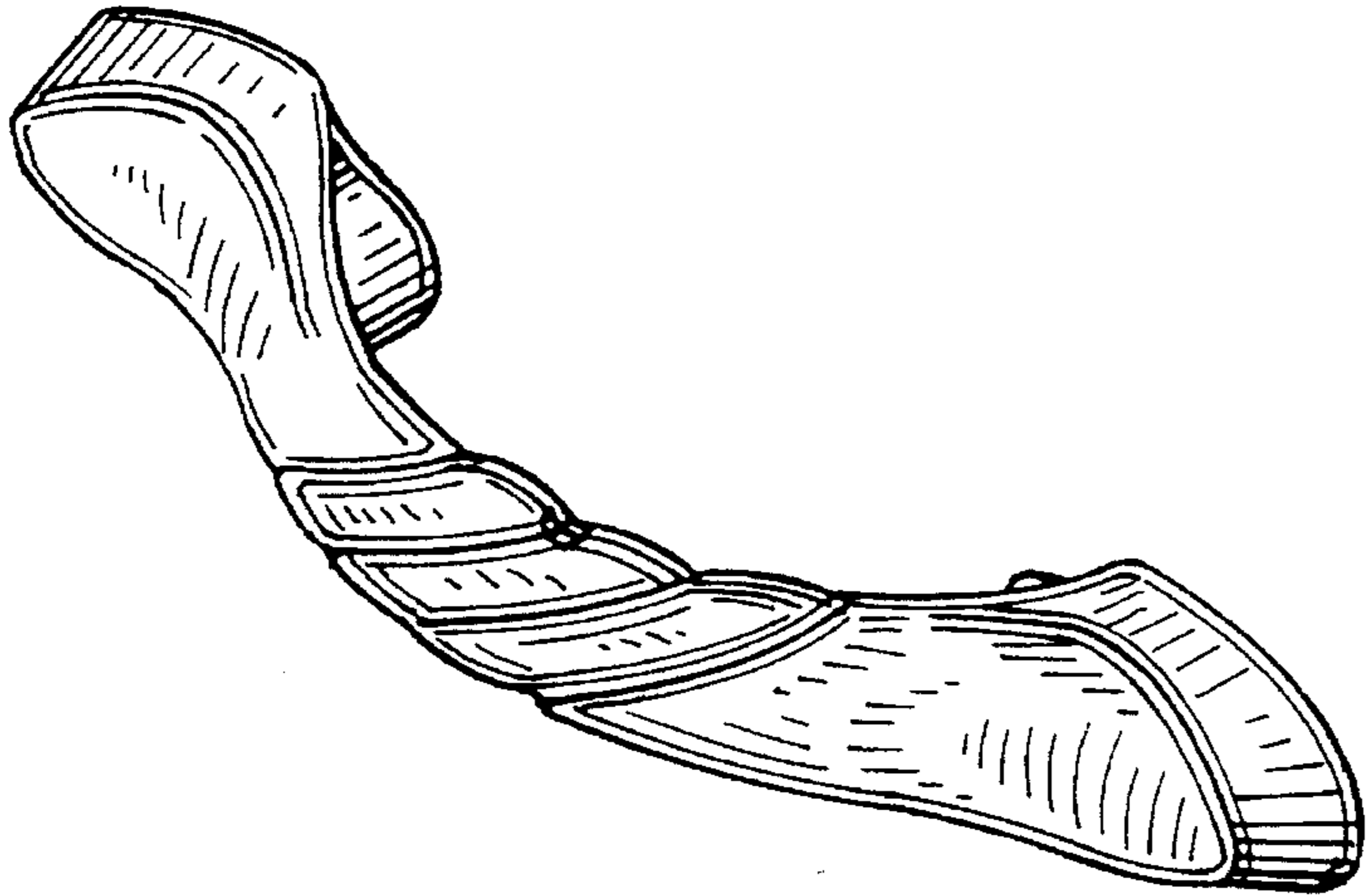


FIG. 2

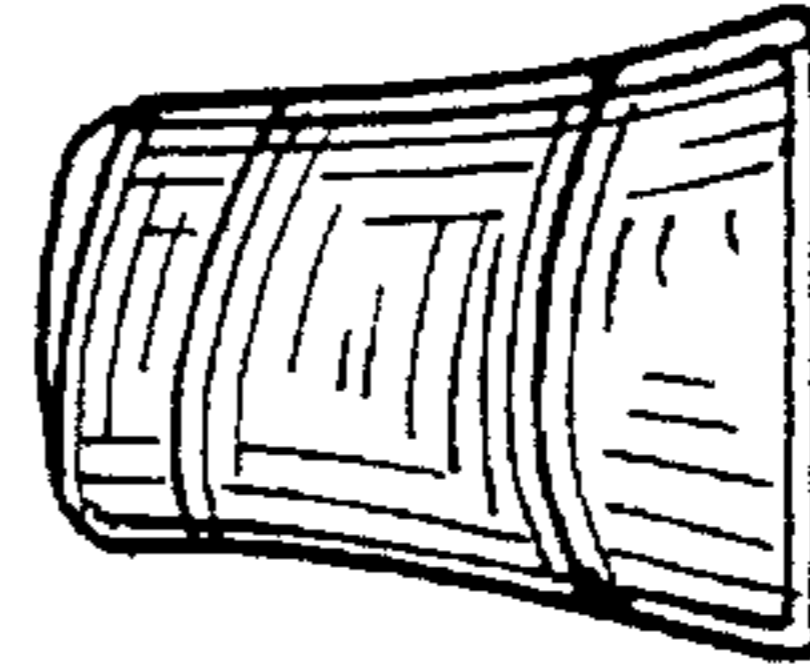


FIG. 3




FIG. 4

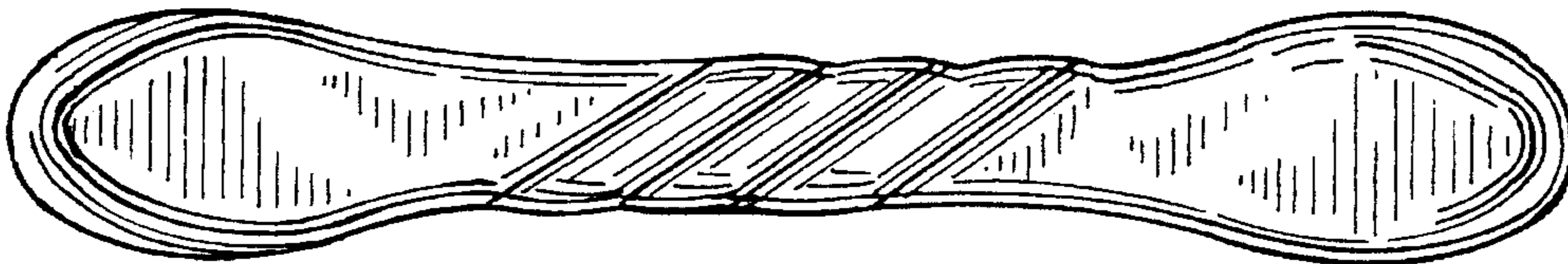


FIG. 5



FIG. 6

