



US00D373062S

# United States Patent [19]

Neron

[11] Patent Number: **Des. 373,062**

[45] Date of Patent: **\*\*Aug. 27, 1996**

[54] **POCKET KNIFE**

[75] Inventor: **Alain P. Neron**, Thiers, France

[73] Assignee: **Wichard**, Thiers, France

[\*\*] Term: **14 Years**

[21] Appl. No.: **37,029**

[22] Filed: **Apr. 3, 1995**

### [30] Foreign Application Priority Data

Nov. 28, 1994 [XH] Hague Agreement ..... DM/031 394

[52] U.S. Cl. .... **D8/99**

[58] Field of Search ..... D8/98, 99; D22/118;  
30/151, 152, 153, 154, 155, 156, 157, 158,  
159, 160, 161, 162

### [56] References Cited

#### U.S. PATENT DOCUMENTS

D. 252,182	6/1979	Poehlmann .....	D8/99
D. 304,154	10/1989	Osterhout .....	D8/99
D. 321,820	11/1991	Russell .....	D8/99
D. 355,106	2/1995	Yoshimoto .....	D8/99
D. 357,166	4/1995	Concari .....	D8/107
4,893,409	1/1990	Poehlmann .....	30/161
4,979,301	12/1990	Walker .....	30/161

Primary Examiner—Philip S. Hyder

Attorney, Agent, or Firm—Kokjer, Kircher, Bowman & Johnson

### [57] CLAIM

The ornamental design for a pocket knife, as shown and described.

### DESCRIPTION

FIG. 1 is a top side perspective view of a pocket knife, the blade of the knife being in an unfolded position;

FIG. 2 is a side elevational view thereof, the blade of the knife being in an unfolded position;

FIG. 3 is a perspective view of a pocket knife, shown with the blade of the knife in a folded position;

FIG. 4 is a side elevational view thereof;

FIG. 5 is a side elevational view thereof of the side opposite to that shown in FIG. 4;

FIG. 6 is a top plan view thereof;

FIG. 7 is a bottom plan view thereof;


FIG. 8 is an end view thereof taken from the left of FIG. 4; and,

FIG. 9 is an end view thereof taken from the right of FIG. 4.

**1 Claim, 2 Drawing Sheets**







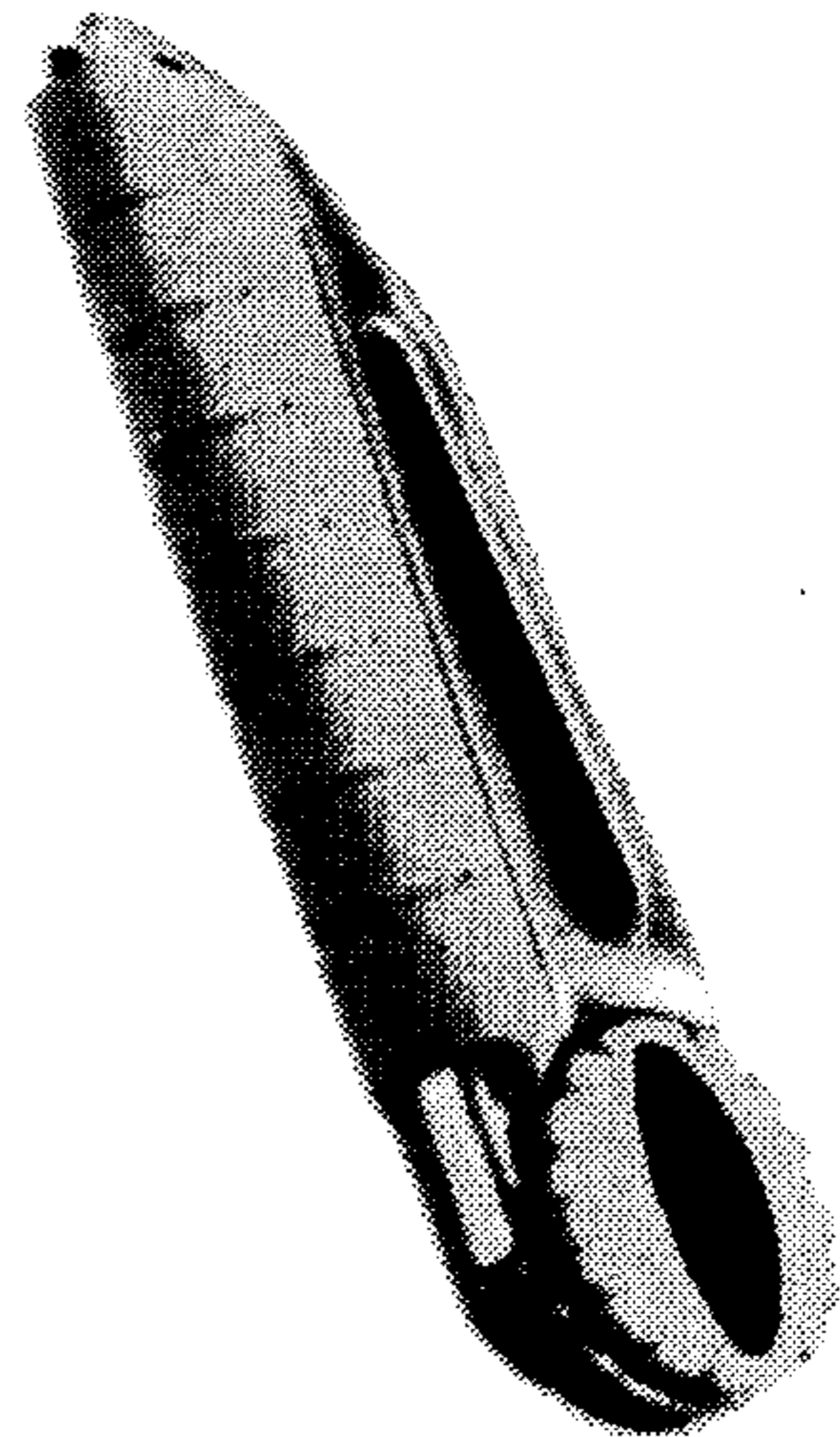
*Fig. 1.*




*Fig. 4.*



*Fig. 2.*




*Fig. 3.*




*Fig. 5.*



*Fig. 6.*



*Fig. 7.*



*Fig. 8.*



*Fig. 9.*