



US00D373041S

United States Patent [19]

[11] Patent Number: Des. 373,041

Michaelson

[45] Date of Patent: **Aug. 27, 1996

[54] SHOWER CURTAIN

[76] Inventor: **Howard W. Michaelson**, 4 Whitfield La., Tanglewood Hills, Coram, N.Y. 17727

[**] Term: **14 Years**

[21] Appl. No.: **36,870**

[22] Filed: **Mar. 29, 1995**

[52] U.S. Cl. **D6/575**

[58] Field of Search D6/575, 578; 160/123, 160/124, 330, DIG. 6

[56] References Cited

U.S. PATENT DOCUMENTS

D. 170,342	9/1953	Skwark	D6/575
D. 362,147	9/1995	Voccia	D6/578
2,012,097	8/1935	Goodman	160/124 X
3,035,275	5/1962	Strebeigh	160/330 X

OTHER PUBLICATIONS

J C Penney, Fall 1991, p. 1285, window treatment A-B at top left.

J C Penney, Fall 1991, p. 1204, Bath treatment A at top right.

J C Penney, Fall 1991, p. 1305, window treatment H-I at top left.

Primary Examiner—Gary D. Watson

Attorney, Agent, or Firm—Gottlieb, Rackman & Reisman, P.C.

[57] CLAIM

The ornamental design for a shower curtain, as shown and described.

DESCRIPTION

FIG. 1 is a front perspective view of my shower curtain;

FIG. 2 is a left side view of my shower curtain;

FIG. 3 is a bottom view of my shower curtain;

FIG. 4 is a back view of my shower curtain;

FIG. 5 is a top view of my shower curtain;

FIG. 6 is a front view with the two side panels gathered in the center;

FIG. 7 shows a front perspective view of a variation of my shower curtain;

FIG. 8 shows a right side view of my shower curtain of FIG. 7;

FIG. 9 shows a bottom view of my shower curtain of FIG. 7;

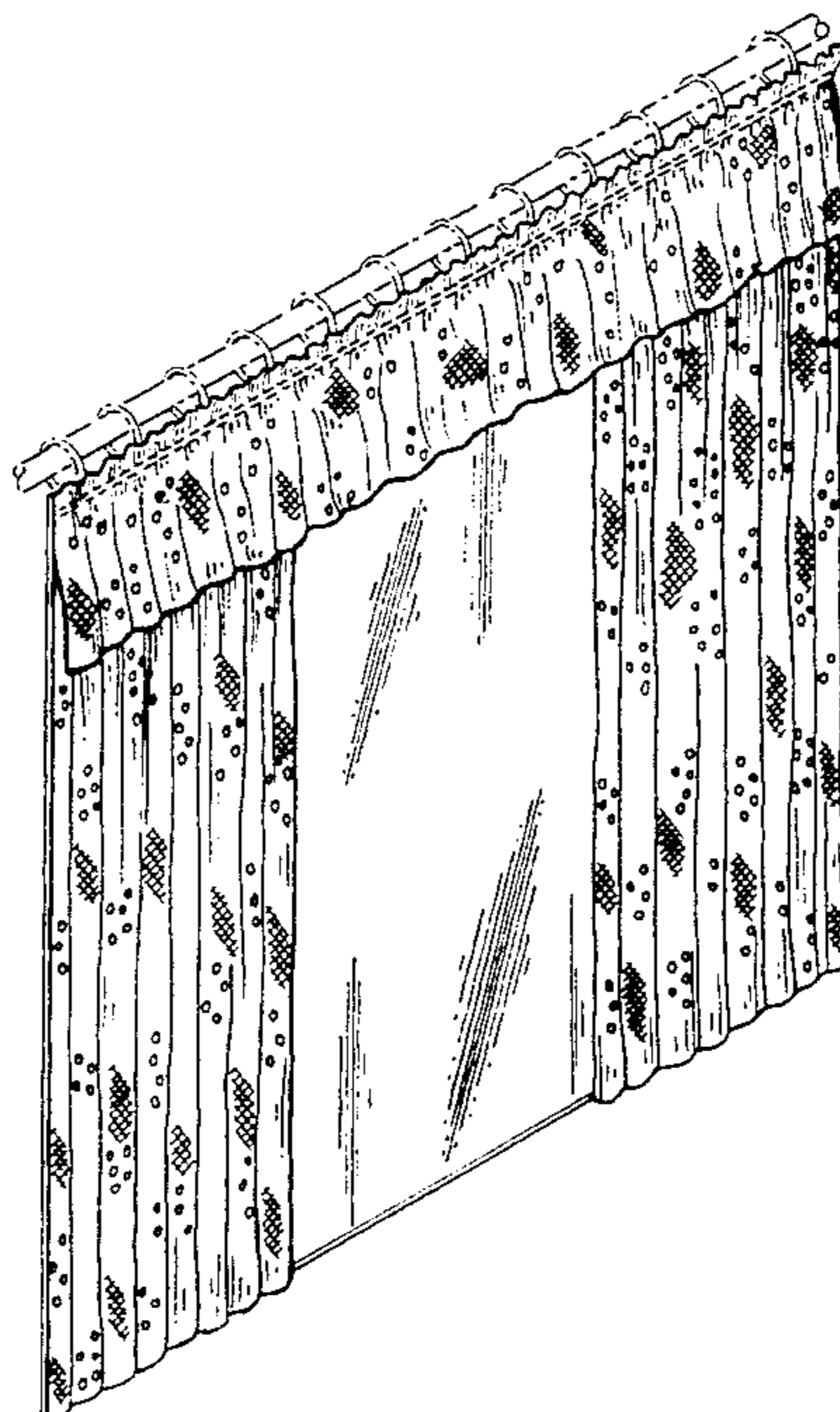
FIG. 10 shows a back view of my shower curtain of FIG. 7;

FIG. 11 shows a top view of my shower curtain of FIG. 7; and,

FIG. 12 shows a front perspective view of another variation of my shower curtain.

The broken line showing of a rod and hooks in FIGS. 1, 7 and 12 are for environmental purposes only and form no part of the claimed design. The broken lines along the top of the valance in FIGS. 1, 4, 7 and 10 represent stitching, the same being true for the broken lines along the top of the lower curtain in FIGS. 7, 10 and 12. The undisclosed views for FIG. 6 are like those for FIG. 1 with the addition of the tie backs. The undisclosed views for FIG. 12 are like those for FIG. 7 with the valance having been removed.

1 Claim, 5 Drawing Sheets



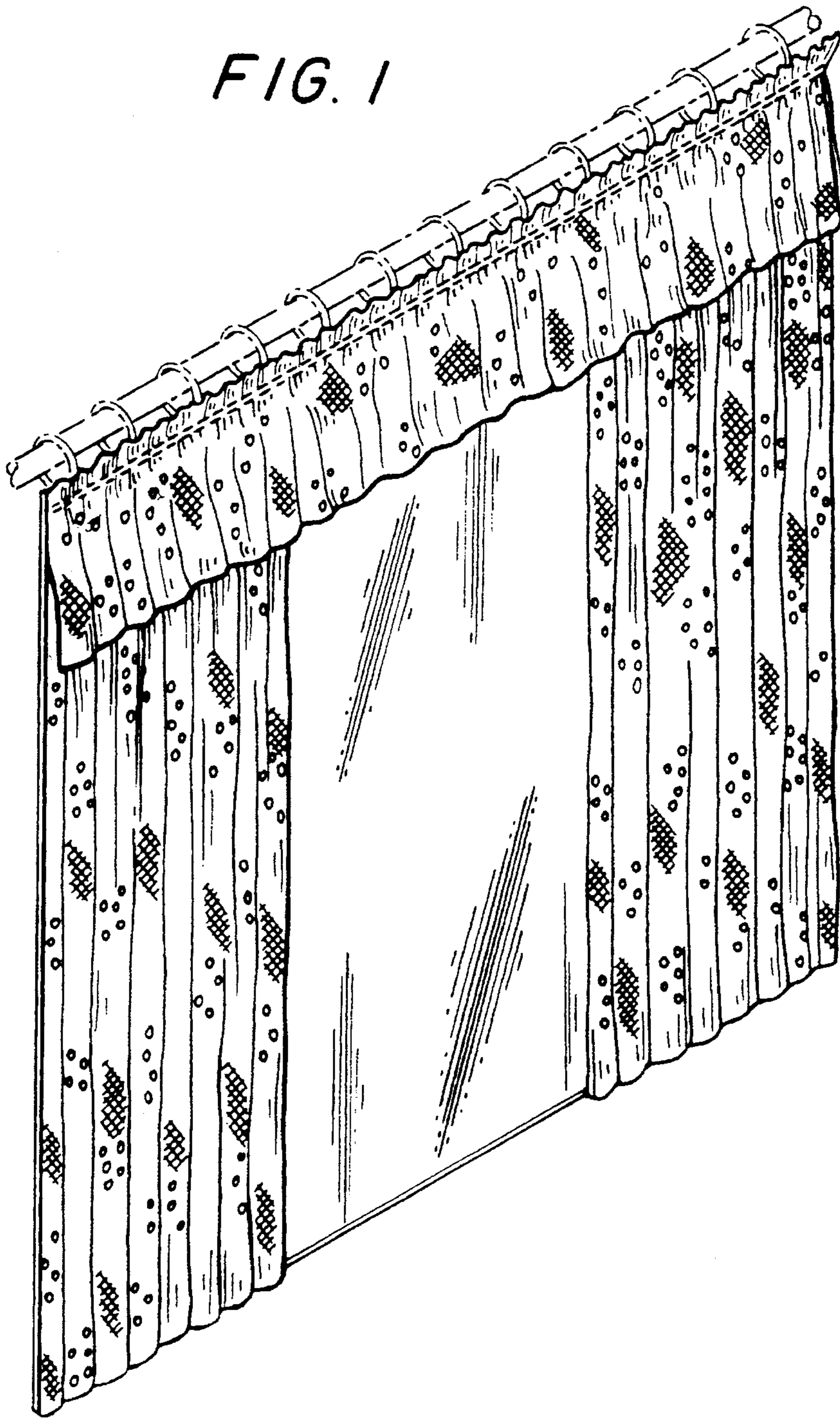


FIG. 2



FIG. 3

FIG. 4




FIG. 5

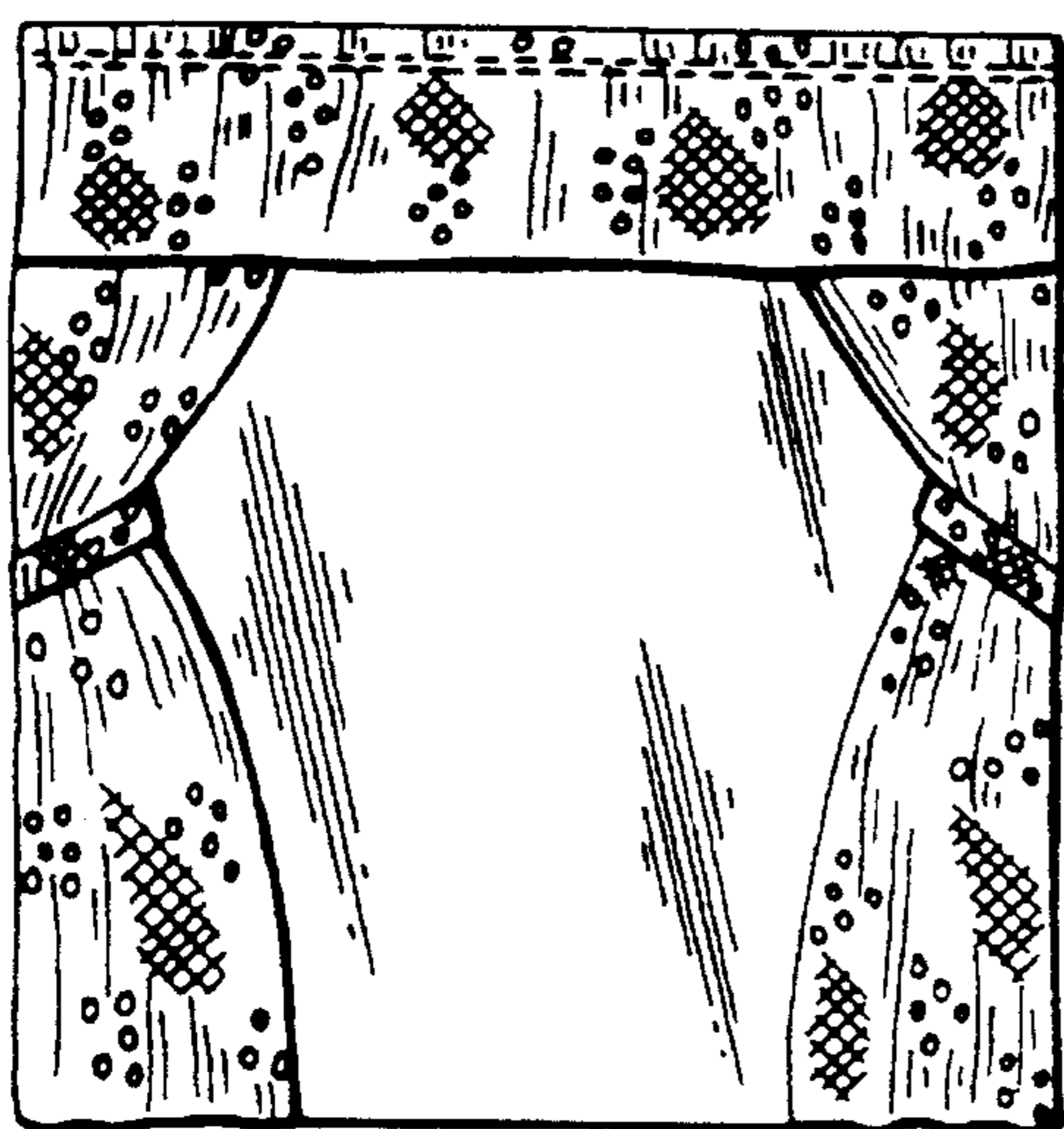


FIG. 6

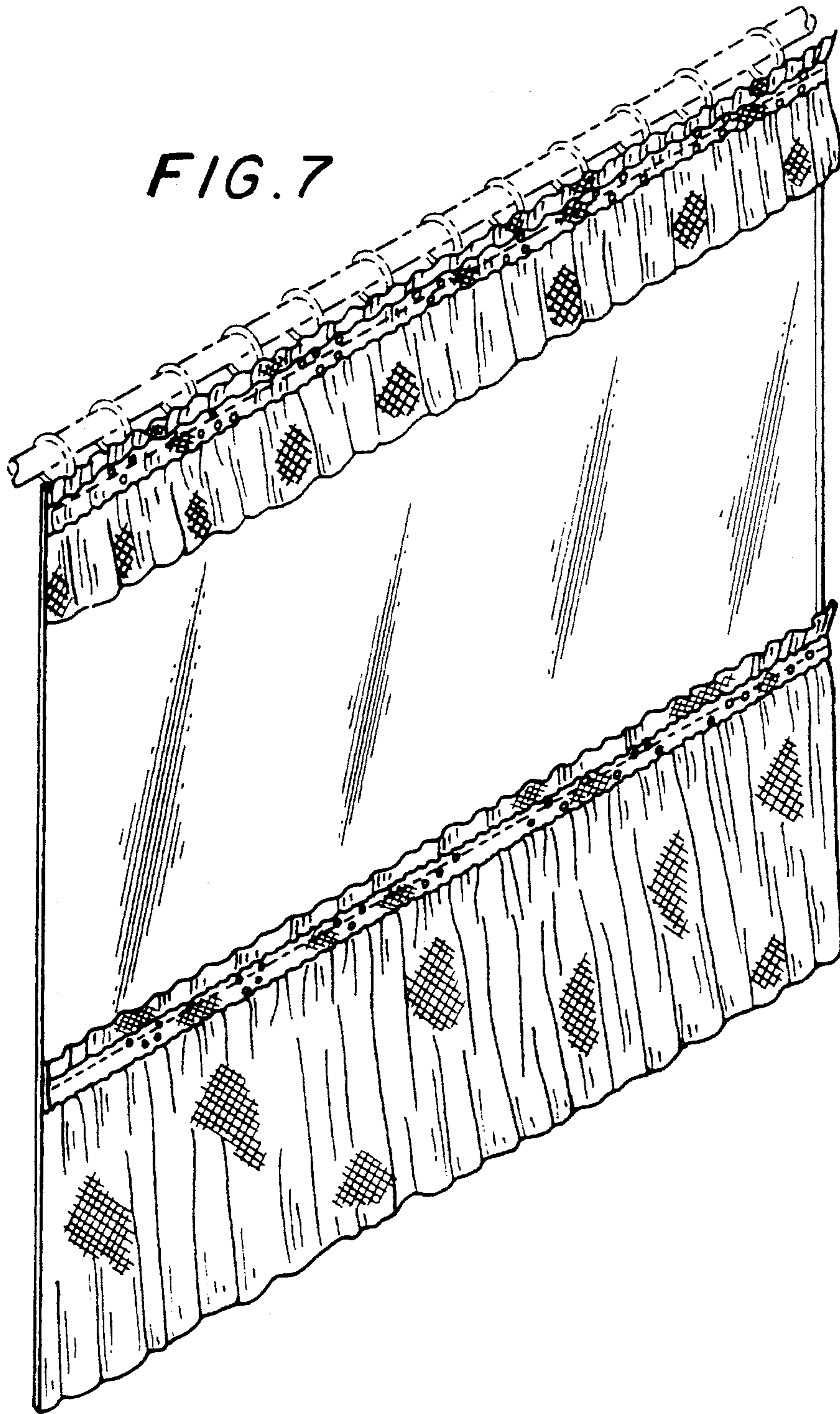


FIG. 7



FIG. 8



FIG. 9

FIG. 10




FIG. 11

FIG. 12

