



US00D373033S

United States Patent [19]
Rosebrock

[11] **Patent Number:** **Des. 373,033**

[45] **Date of Patent:** ****Aug. 27, 1996**

[54] **DRESSER**

[75] Inventor: **Paul A. Rosebrock**, Morganton, N.C.

[73] Assignee: **Henredon Furniture Industries, Inc.**,
Morganton, N.C.

[**] Term: **14 Years**

[21] Appl. No.: **27,492**

[22] Filed: **Aug. 23, 1994**

[52] U.S. Cl. **D6/445**

[58] Field of Search D6/432-448; 312/204,
312/257

[56] **References Cited**

U.S. PATENT DOCUMENTS

D. 87,817	9/1932	Weber	D6/448
D. 129,484	9/1941	Jiranek	D6/446
D. 150,825	9/1948	Buckner	D6/441
D. 327,995	7/1992	Brunner et al.	D6/446

OTHER PUBLICATIONS

Pennsylvania House Mar. 23, 1973; p. 132; 3-Drawer
Miniature Chest #13-1125 top left on page.

Blackwelders-Fine Home Furnishings ©1979, p. 88; item
"D" center left of page.

"Directions" by Woodward & Lothrop Aug. 1991, p. 18;
item B Victorian-Style Grecian Bachelor's Chest center left
on page.

Primary Examiner—Carmen H. Vales-Lado
Attorney, Agent, or Firm—Edgar A. Zarins; Malcolm L.
Sutherland

[57] **CLAIM**

The ornamental design for a dresser, as shown and
described.

DESCRIPTION

FIG. 1 is a perspective view of a dresser showing my new
design;


FIG. 2 is a front elevational view thereof;

FIG. 3 is a left side elevational view as seen when in use, the
opposite side being a mirror image thereof; and,

FIG. 4 is a top plan view thereof.

The broken line showing of handles and keyholes is for
illustrative purposes only and forms no part of the claimed
design.

1 Claim, 2 Drawing Sheets






Fig - 1

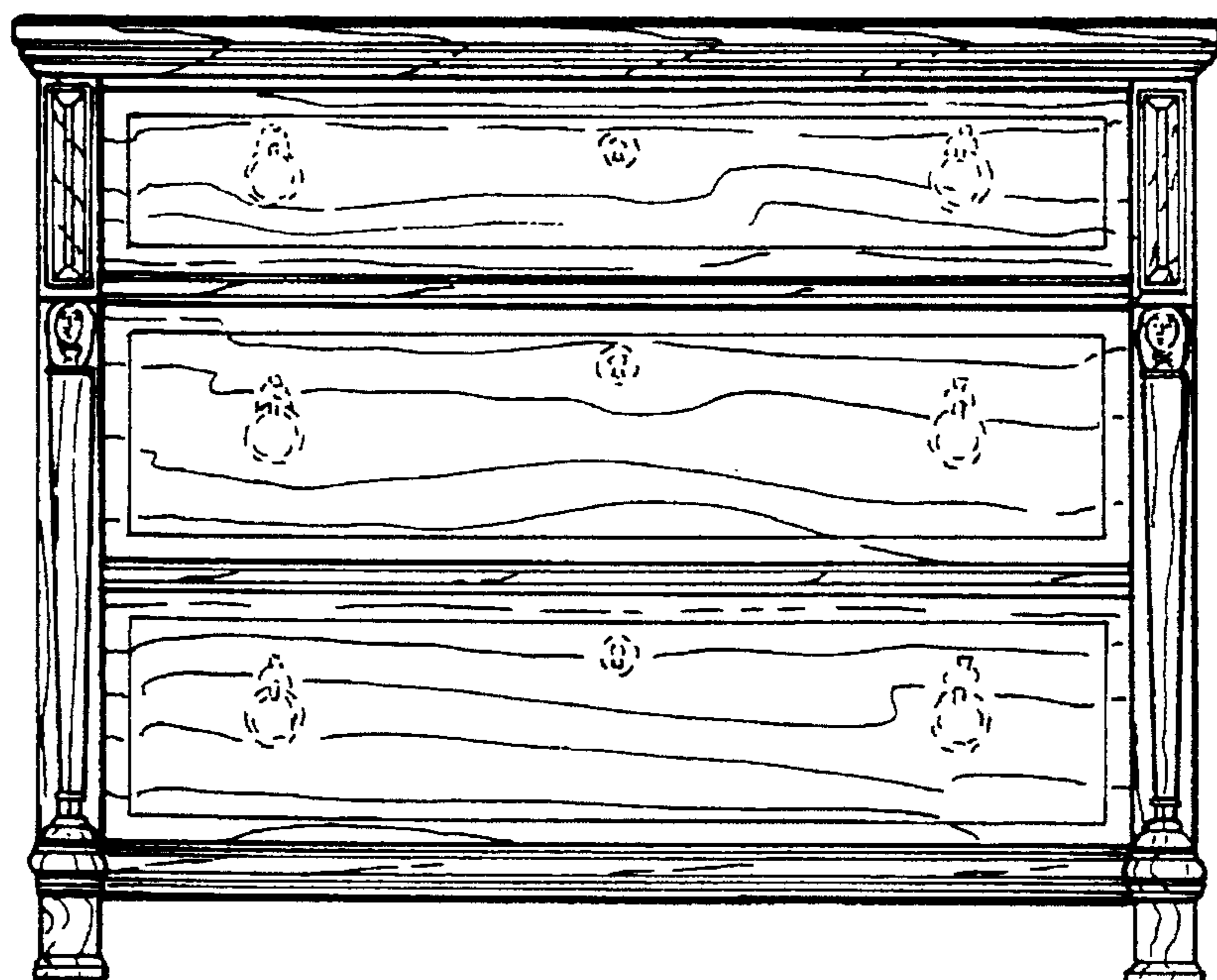


Fig - 2

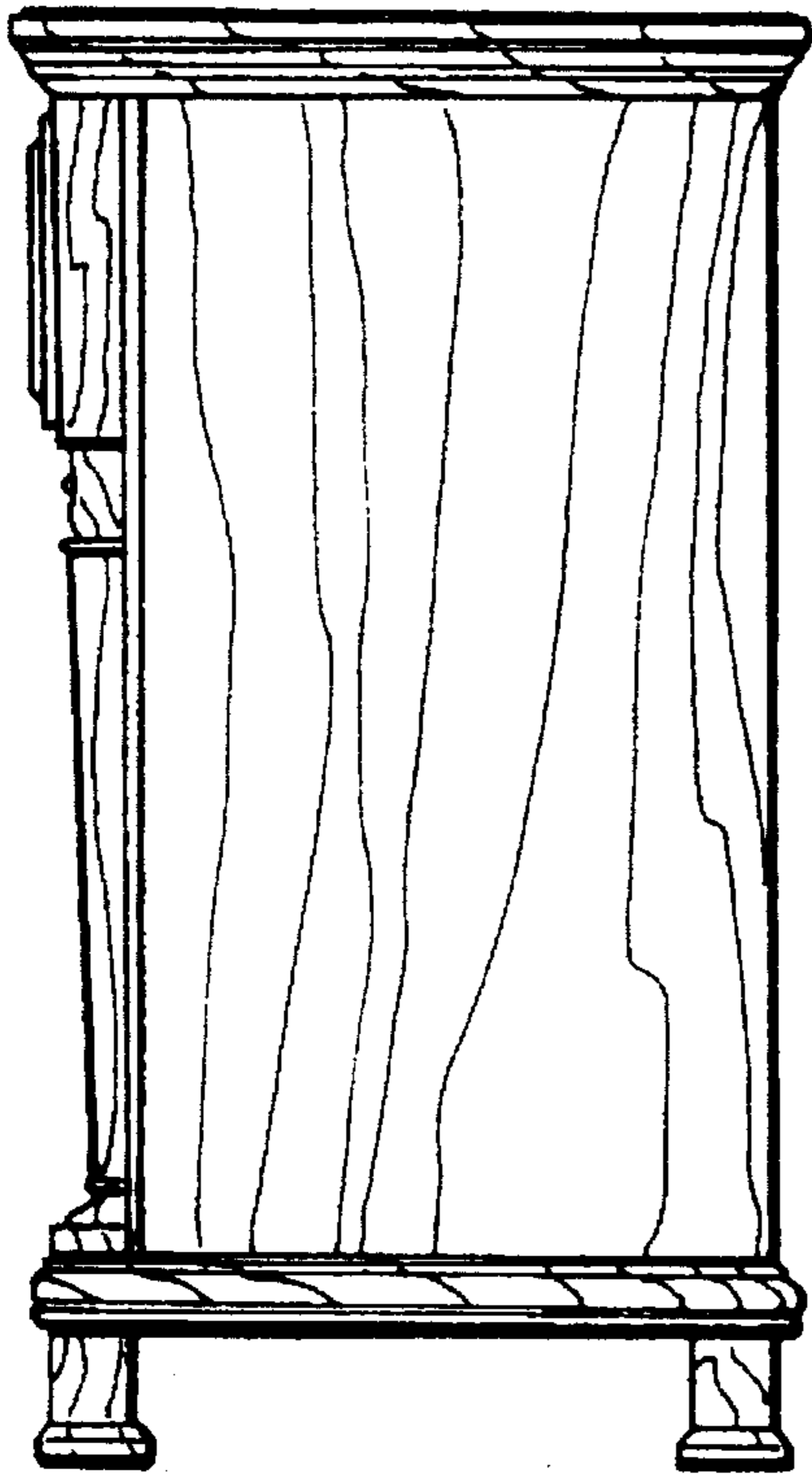


Fig - 3

Fig - 4

